

US00D721819S

(12) **United States Design Patent**  
**Lethorn et al.**

(10) **Patent No.:** **US D721,819 S**  
(45) **Date of Patent:** **\*\* Jan. 27, 2015**

(54) **MESSAGE TRACKER**  
(71) Applicants: **Brad Lethorn**, Northville, MI (US);  
**Rachel Lethorn**, Northville, MI (US)  
(72) Inventors: **Brad Lethorn**, Northville, MI (US);  
**Rachel Lethorn**, Northville, MI (US)  
(\*\*) Term: **14 Years**  
(21) Appl. No.: **29/458,410**  
(22) Filed: **Jun. 19, 2013**  
(51) **LOC (10) Cl.** ..... **28-03**  
(52) **U.S. Cl.**  
USPC ..... **D24/211**  
(58) **Field of Classification Search**  
CPC ..... A61H 19/30; A61H 19/32; A61H 19/34;  
A61H 19/40; A61H 19/44; A61H 19/50;  
A61H 19/00; A61H 2201/0153; A61H  
2201/0207; A61H 2201/0263; A61H  
2201/0111; A61H 2201/1253; A61H  
2205/082; A61H 2205/085; A61H 15/0085  
USPC ..... D24/200, 211, 212, 213, 214, 215;  
601/114, 120, 121, 124, 125, 130, 131,  
601/134, 135, 136, 137; D14/218; D9/719  
See application file for complete search history.

5,730,708 A 3/1998 Spratt  
D403,076 S \* 12/1998 York ..... D24/214  
5,913,839 A 6/1999 Wincek  
D415,569 S 10/1999 Wyrwa  
6,093,159 A 7/2000 Racoosin  
6,241,696 B1 6/2001 York  
6,267,738 B1 7/2001 Louis  
6,283,930 B1 9/2001 Purvis  
D454,644 S 3/2002 York  
6,436,062 B1 8/2002 Iwamoto  
D465,577 S 11/2002 Kato et al.  
D469,880 S 2/2003 York  
6,730,050 B2 5/2004 Huang  
D502,264 S \* 2/2005 Timmer ..... D24/211

(Continued)

*Primary Examiner* — Sandra Snapp  
(74) *Attorney, Agent, or Firm* — The Dobrusin Law Firm,  
P.C.

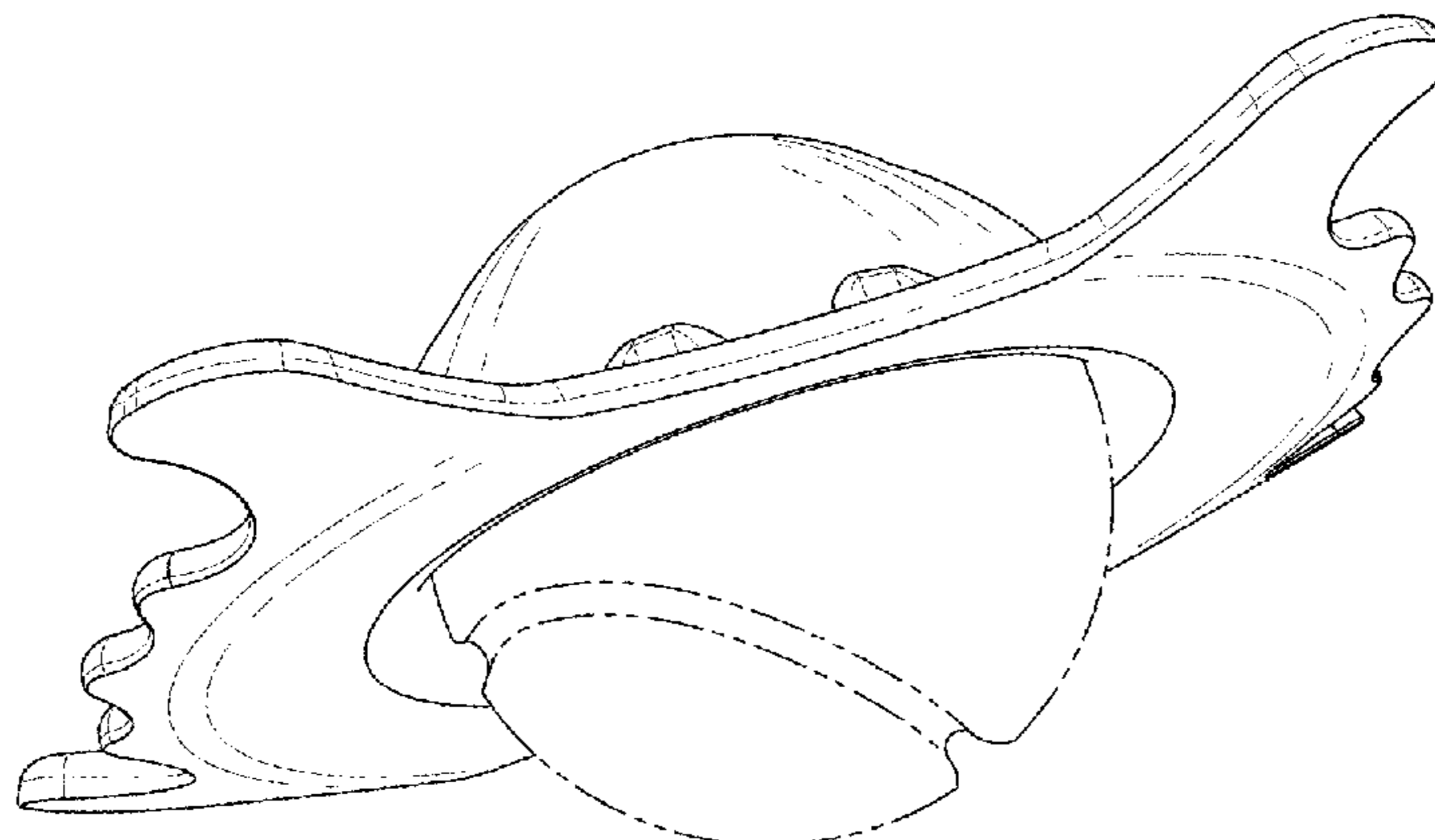
(57) **CLAIM**  
The ornamental design for a massage tracker, as shown and  
described.

**DESCRIPTION**

FIG is a top perspective view of one embodiment of the  
present teachings.  
FIG. 2 is a bottom perspective view of one embodiment of the  
present teachings  
FIG. 3 is a top plan view of the embodiments shown in FIG.  
1.  
FIG. 4 is a bottom plan view of the embodiments shown in  
FIG. 2.  
FIG. 5 is an end elevation view of the embodiments shown in  
FIGS. 1 and 2, the other end being a mirror image.  
FIG. 6 is a side elevation view of the embodiments shown in  
FIGS. 1 and 2, the other side being a mirror image; and,  
FIG. 7 is a perspective view of one embodiment of the present  
teachings including a ball to illustrate environment.  
The broken lines showing environment in the drawings are for  
illustrative purposes only and form no part of the claimed  
design.

**1 Claim, 3 Drawing Sheets**

(56) **References Cited**  
U.S. PATENT DOCUMENTS  
754,925 A 3/1904 Zar Adusht Hanish  
2,510,399 A 6/1950 Harris  
2,748,763 A 6/1956 Kosloff  
2,797,685 A 7/1957 Packwood  
2,988,084 A 6/1961 Douglas  
4,116,233 A 9/1978 Scaduto  
4,936,294 A 6/1990 Chu  
D310,416 S 9/1990 Yamasaki  
D330,597 S 10/1992 Teranishi  
5,183,034 A 2/1993 Yamasaki  
D351,024 S 9/1994 Chou  
D378,539 S 3/1997 Scott  
D384,750 S 10/1997 Lin



(56)

**References Cited**

U.S. PATENT DOCUMENTS

D507,057 S 7/2005 Timmer  
7,052,476 B2 5/2006 Kim  
7,137,960 B2 11/2006 Tien  
7,141,030 B2 11/2006 Chen  
D535,752 S 1/2007 Smith  
7,244,237 B2 7/2007 Smith  
7,291,101 B2 11/2007 Deal  
7,311,644 B2 12/2007 Hale  
7,322,946 B2 1/2008 Lev  
D569,005 S 5/2008 York  
7,399,285 B2 7/2008 Stein  
7,645,248 B2 1/2010 Brown

D613,871 S 4/2010 Choi et al.  
7,722,553 B2 5/2010 Lev  
D617,467 S 6/2010 Dworzan  
7,832,124 B2 11/2010 Blockton  
D649,657 S 11/2011 Petersen  
D652,181 S 1/2012 Lee  
8,087,996 B2 1/2012 Walker  
8,262,593 B2 9/2012 Pidcock  
8,311,623 B2 11/2012 Sanger  
D691,279 S \* 10/2013 Hane-Karr ..... D24/211  
2006/0155225 A1 7/2006 Murdock et al.  
2006/0161080 A1 7/2006 Chen  
2007/0232970 A1 10/2007 Kyoji et al.  
2010/0087763 A1 4/2010 Hane-Karr

\* cited by examiner

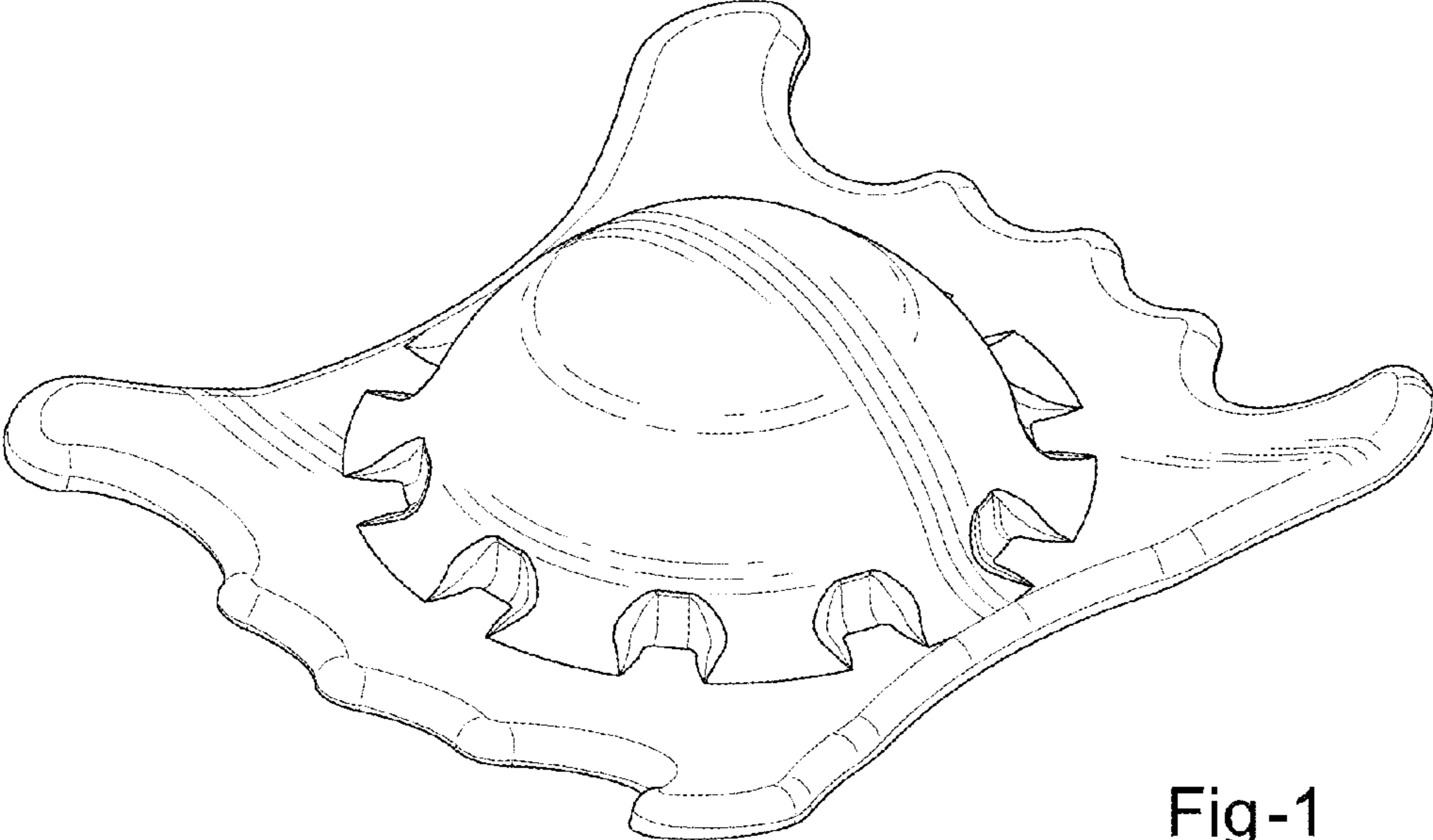


Fig-1

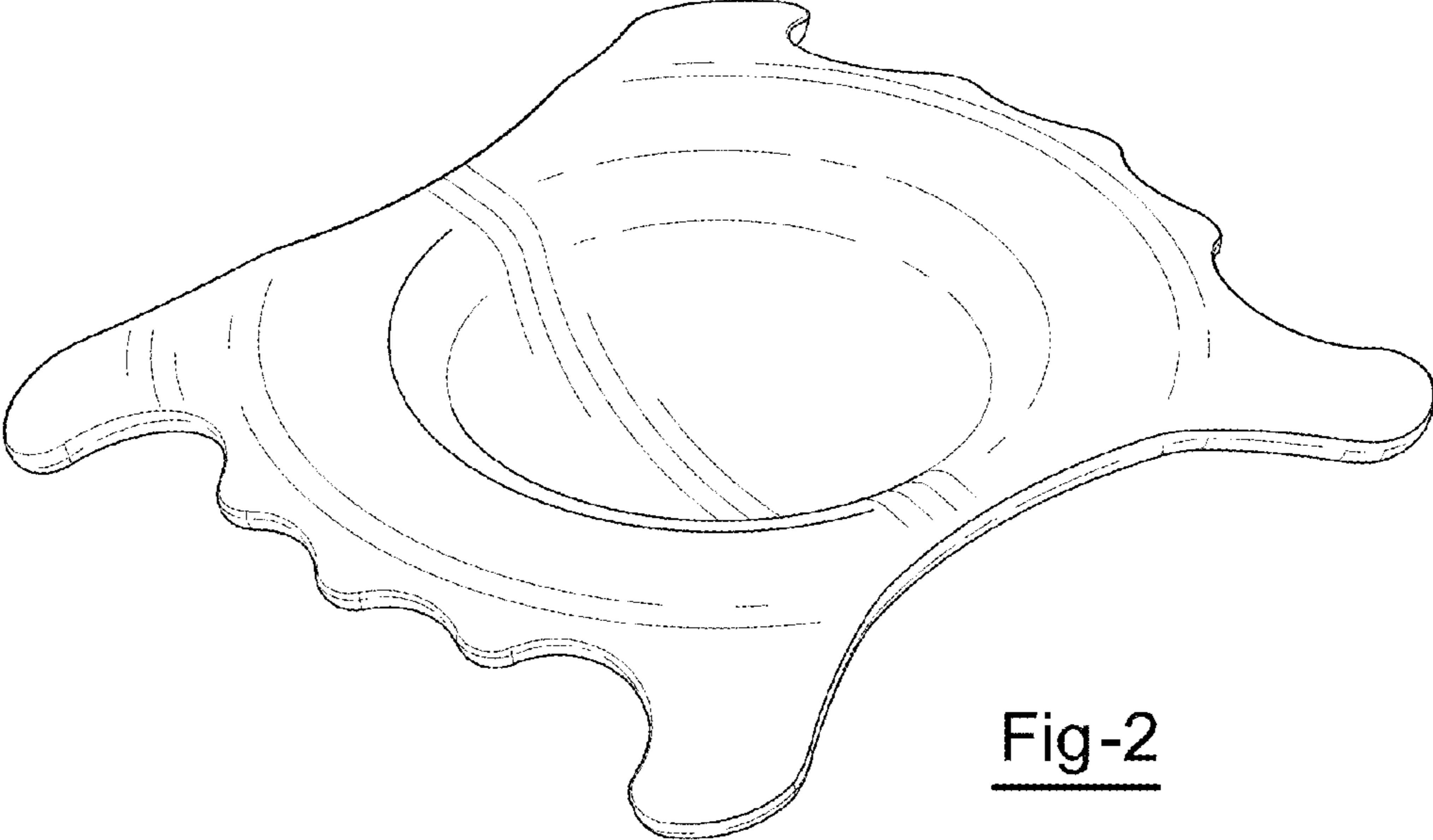


Fig-2




Fig-3

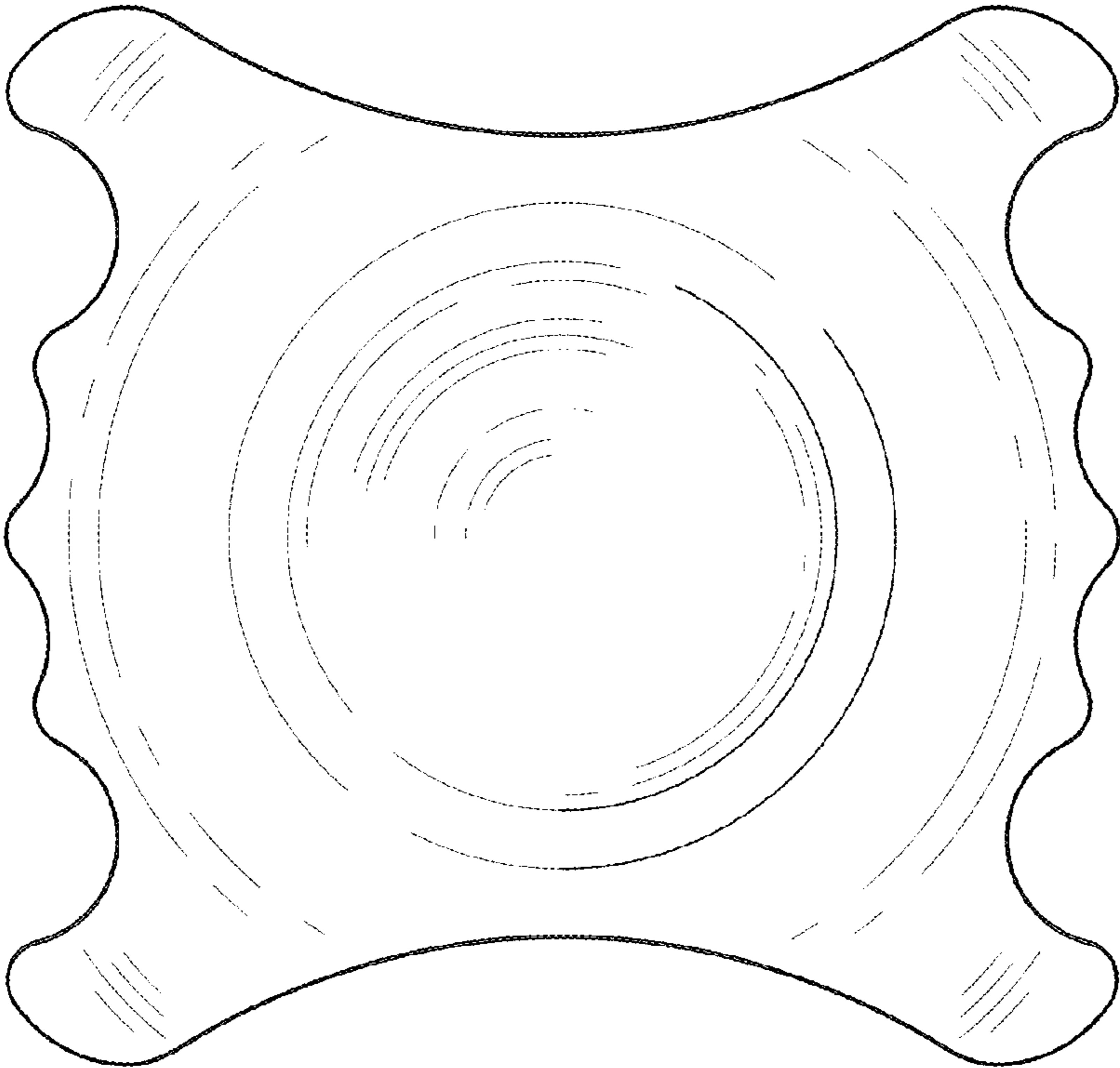


Fig-4



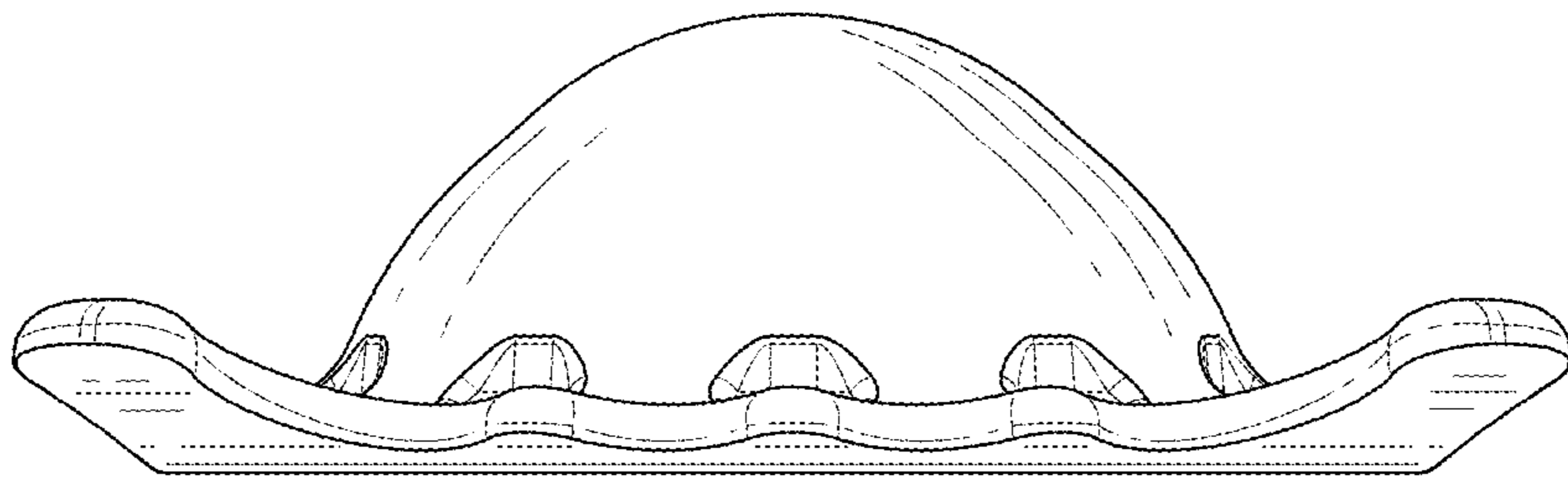


Fig-5

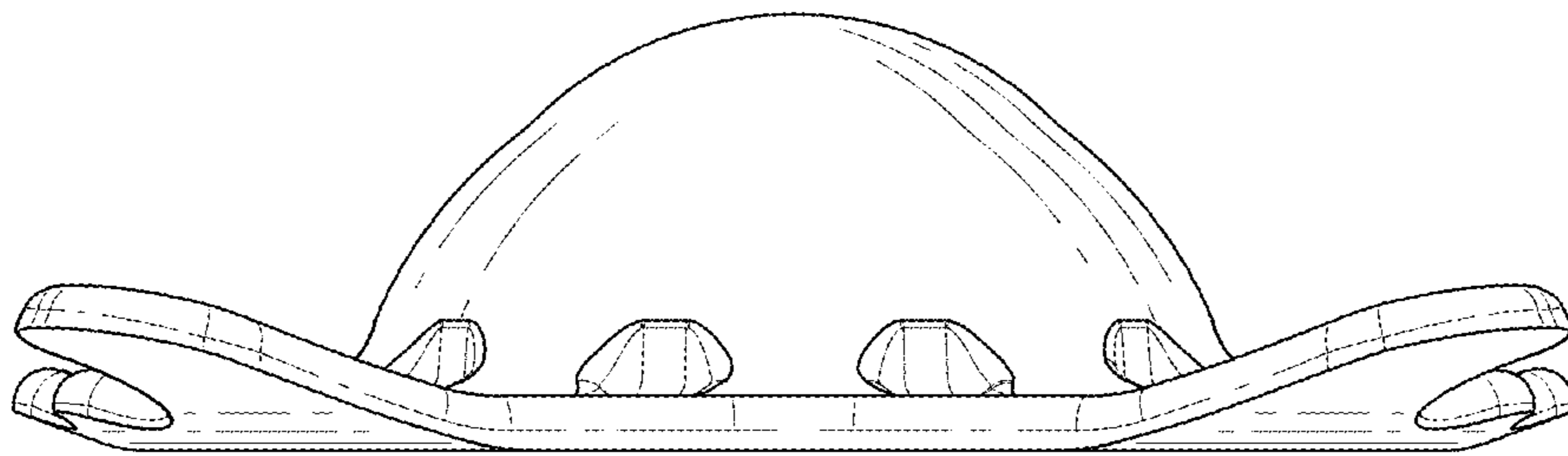


Fig-6

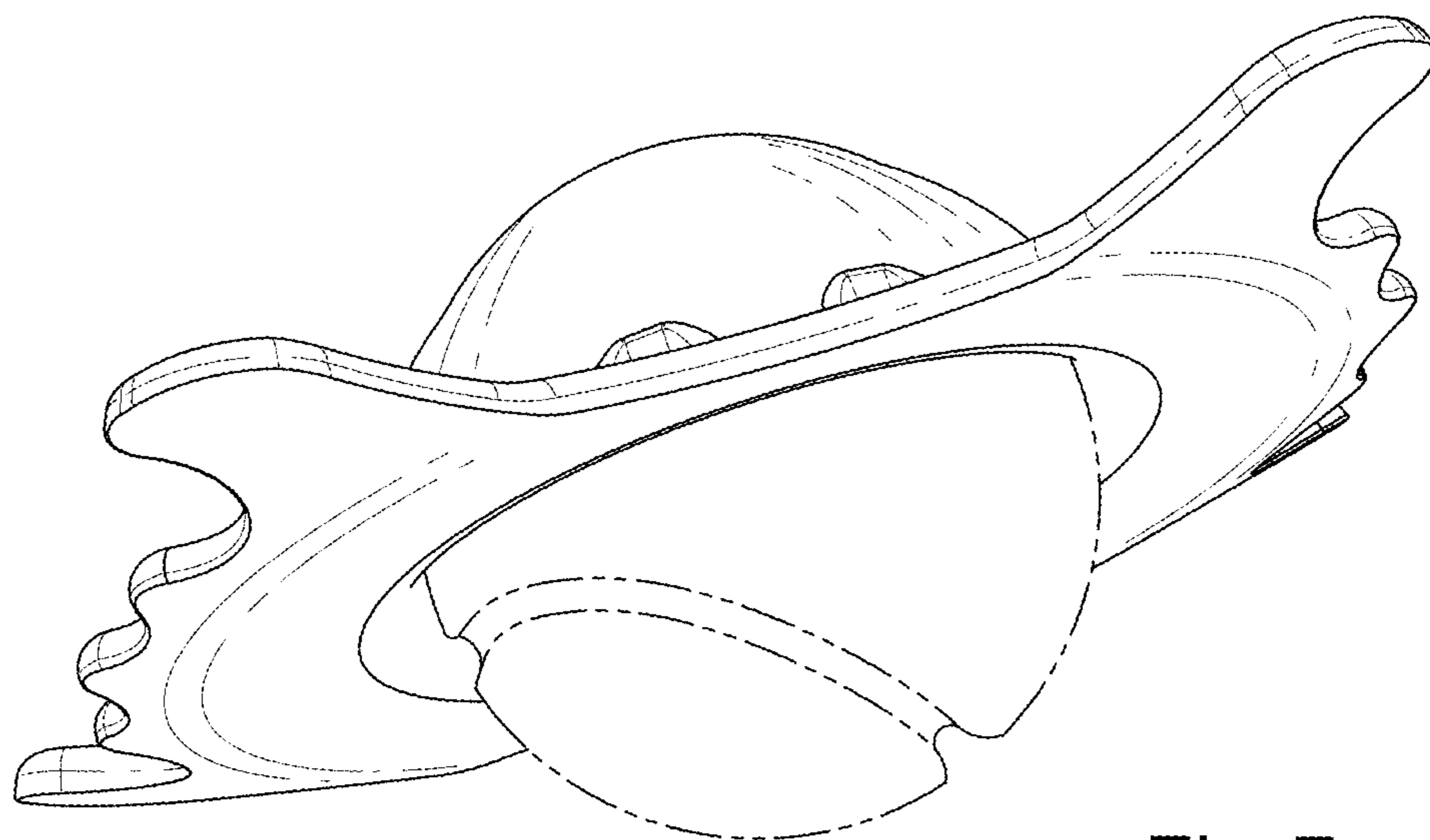


Fig-7