



US00D721816S

(12) **United States Design Patent**  
**Kelley**

(10) **Patent No.:** **US D721,816 S**  
(45) **Date of Patent:** **\*\* Jan. 27, 2015**

(54) **DROP FOOT PREVENTION DEVICE**

(71) Applicant: **Craig David Kelley**, Kelowna (CA)

(72) Inventor: **Craig David Kelley**, Kelowna (CA)

(\*\*) Term: **14 Years**

(21) Appl. No.: **29/470,774**

(22) Filed: **Oct. 24, 2013**

(30) **Foreign Application Priority Data**

May 27, 2013 (CA) ..... 151234

(51) **LOC (10) CL.** ..... **24-01**

(52) **U.S. Cl.**  
USPC ..... **D24/192**

(58) **Field of Classification Search**

CPC ... A61F 5/0113; A61F 5/0111; A61F 5/0127;  
A63B 21/0552; A61H 1/0266; A61H  
2001/027

USPC ..... D24/190, 192; 602/5, 23, 28  
See application file for complete search history.

(56) **References Cited**

**U.S. PATENT DOCUMENTS**

2,584,010 A \* 1/1952 Goffredo ..... 602/28  
4,869,499 A \* 9/1989 Schiraldo ..... 482/79  
D349,962 S \* 8/1994 Rogers ..... D24/190  
6,014,794 A \* 1/2000 McCoy ..... 24/300  
6,368,258 B1 \* 4/2002 Emlaw ..... 482/124

6,602,217 B2 \* 8/2003 Crawford et al. .... 602/28  
D514,225 S \* 1/2006 Sassi ..... D24/192  
8,556,839 B2 \* 10/2013 Caldwell et al. .... 602/16  
2011/0082403 A1 \* 4/2011 Hill ..... 602/28  
2011/0082404 A1 \* 4/2011 Wenger ..... 602/28  
2012/0029401 A1 \* 2/2012 Caldwell et al. .... 602/16  
2012/0157903 A1 \* 6/2012 Kruijsen et al. .... 602/28  
2013/0138030 A1 \* 5/2013 Wenger ..... 602/28

\* cited by examiner

*Primary Examiner* — George D Kirschbaum

*Assistant Examiner* — Jennifer Watkins

(74) *Attorney, Agent, or Firm* — Christensen O'Connor  
Johnson Kindness PLLC

(57) **CLAIM**

The ornamental design for a drop foot prevention device, as shown and described.

**DESCRIPTION**

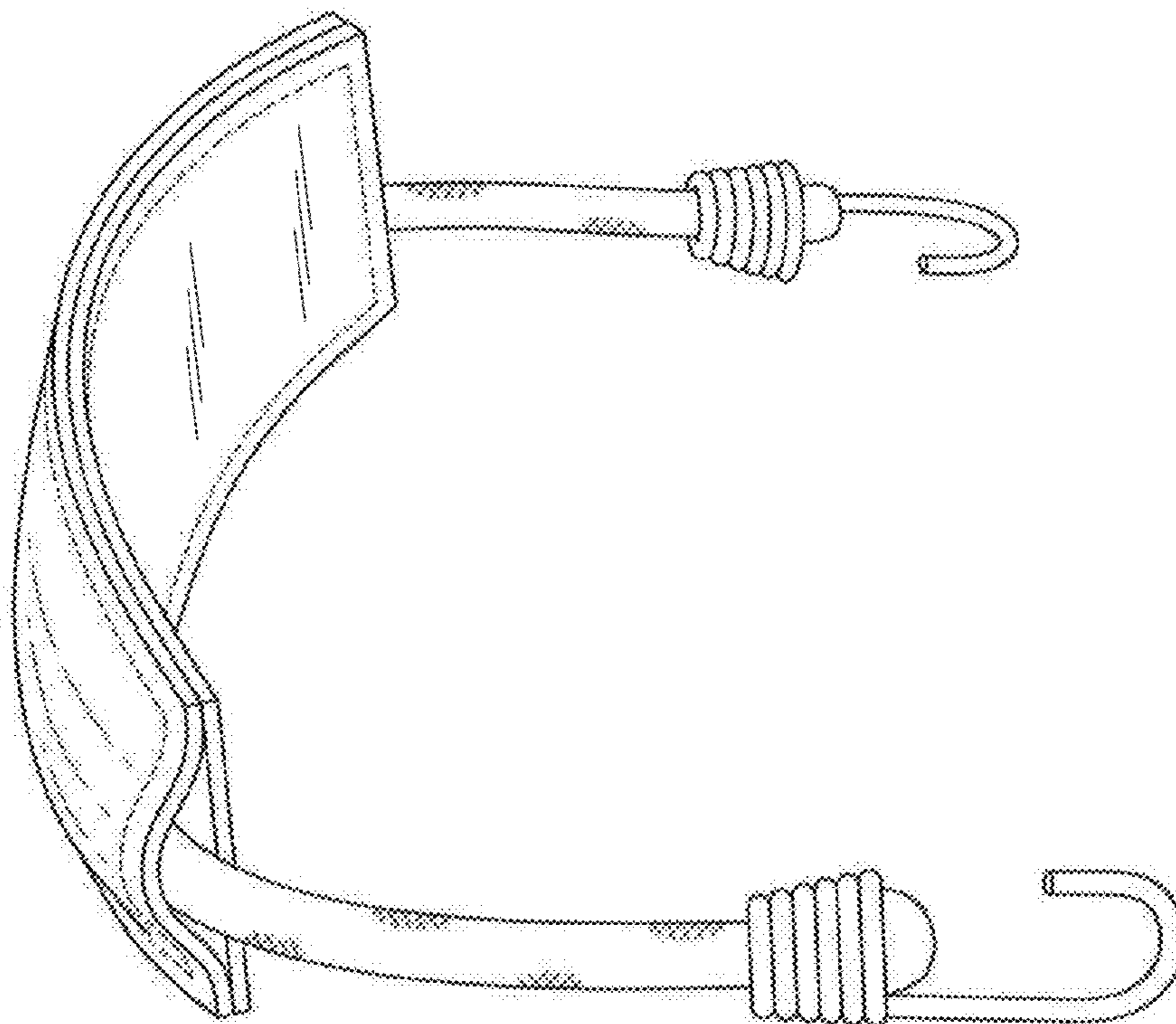
FIG. 1 is an upper right side perspective view of a drop foot prevention device according to the new design;

FIG. 2 is a top perspective view thereof; and,

FIG. 3 is an upper right side perspective view thereof, as worn by a person wearing a sandal.

The evenly dashed broken lines on the drop foot prevention device are for the purpose of illustrating stitching which forms no part of the claimed design. The unevenly dashed broken lines shown in FIG. 3 illustrate environmental subject matter and form no part of the claimed design.

**1 Claim, 3 Drawing Sheets**



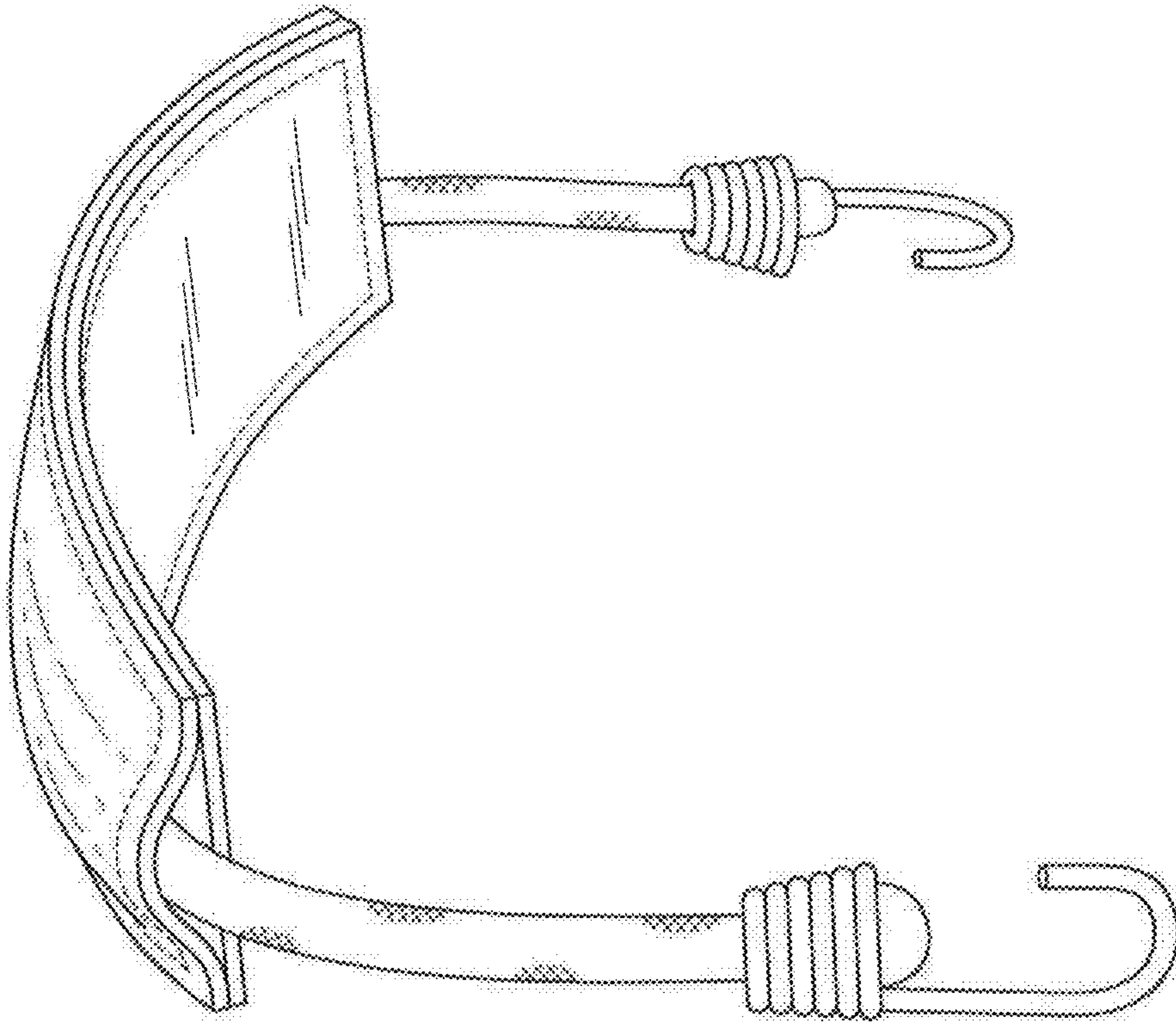


FIG. 1

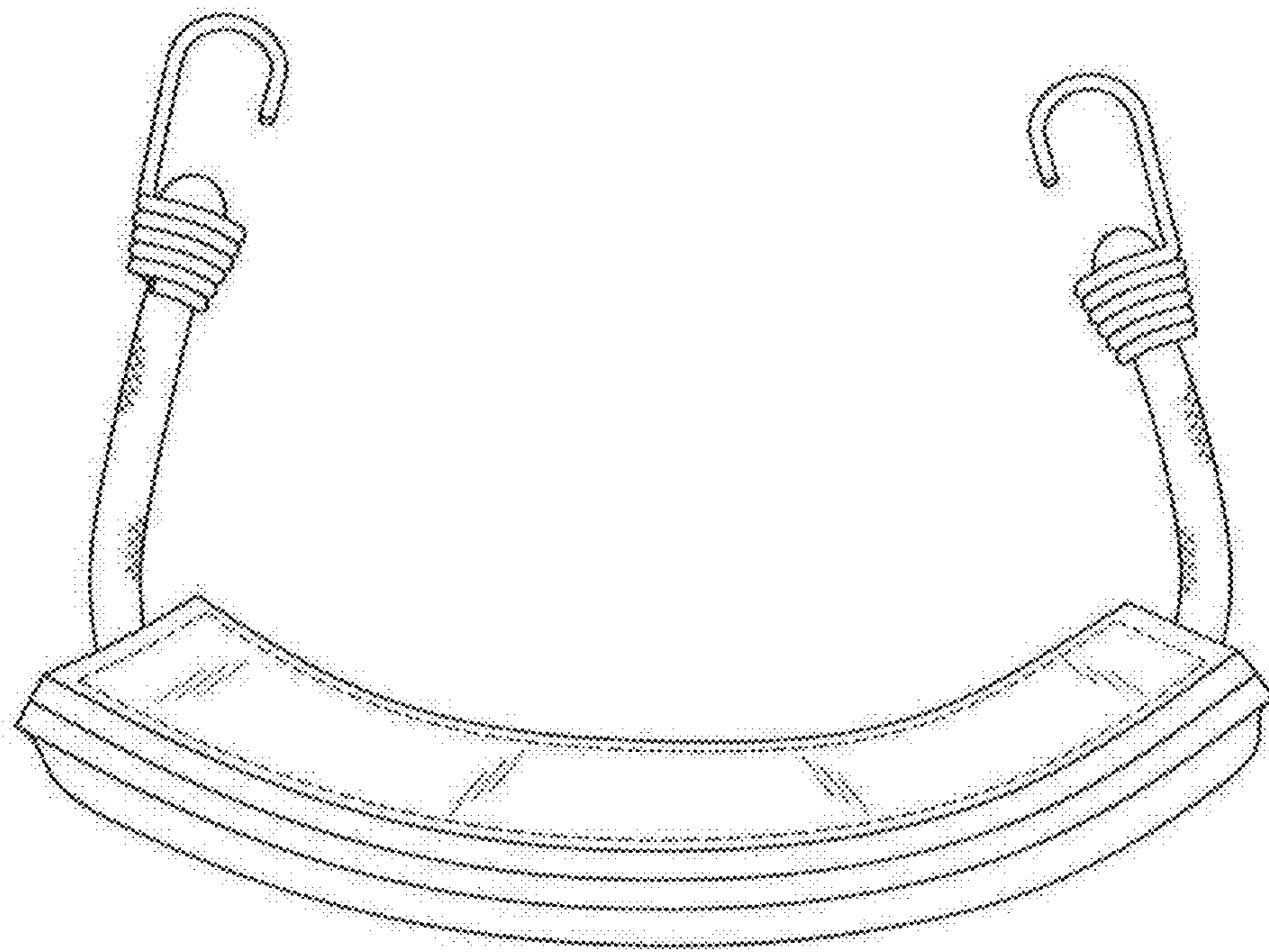


FIG. 2

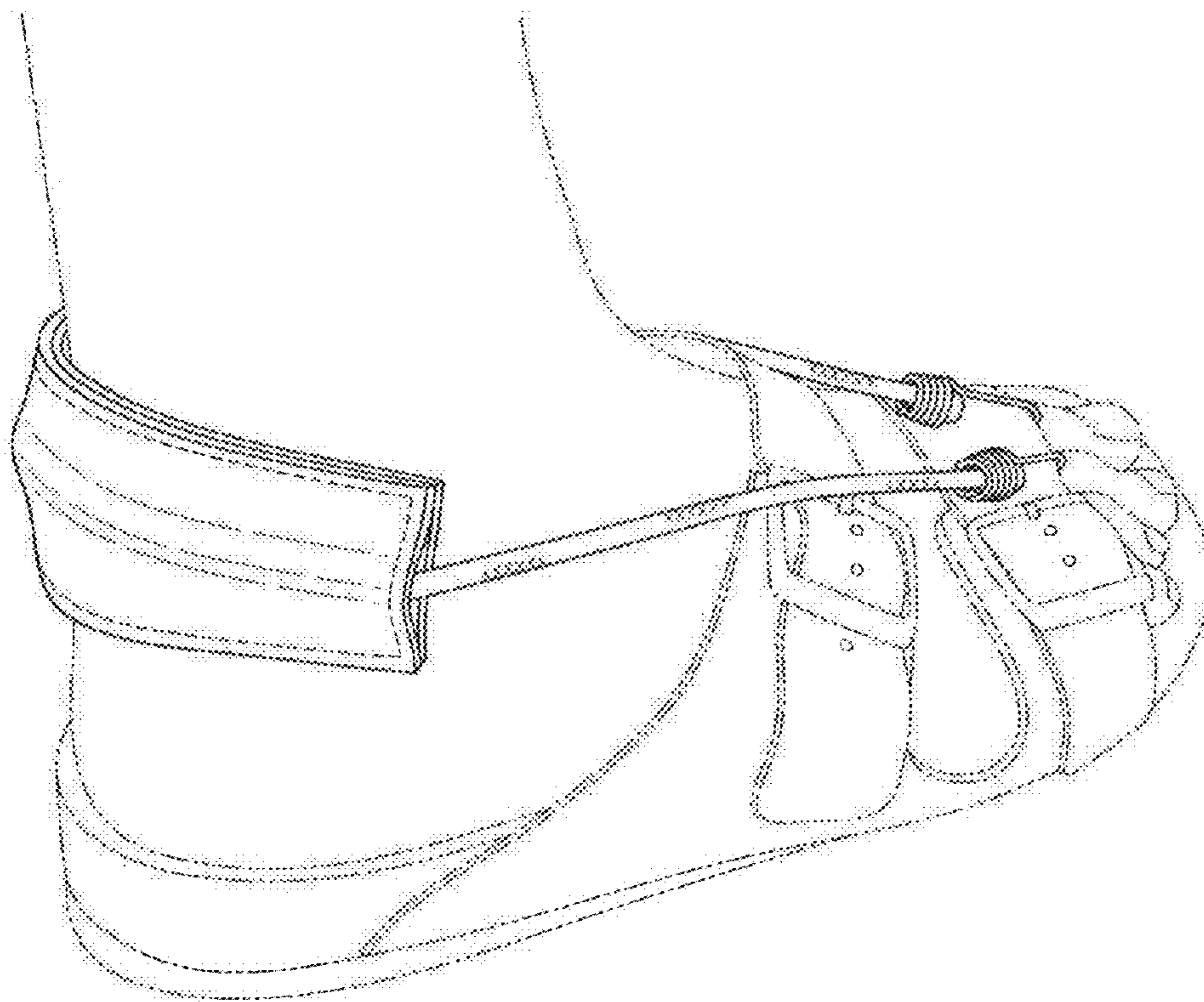


FIG. 3