



US00D721776S

(12) **United States Design Patent**
Griffin, IV

(10) **Patent No.:** **US D721,776 S**
(45) **Date of Patent:** **** Jan. 27, 2015**

- (54) **GRIP WRAP**
- (71) Applicant: **Gripscholar, LLC**, Cambridge, MA (US)
- (72) Inventor: **Daniel Edward Griffin, IV**, Cambridge, MA (US)
- (73) Assignee: **Gripscholar, LLC**, Cambridge, MA (US)
- (**) Term: **14 Years**
- (21) Appl. No.: **29/478,599**
- (22) Filed: **Jan. 7, 2014**

6,558,270	B2 *	5/2003	Kwitek	473/301
D556,846	S *	12/2007	Witzeman	D21/756
D561,281	S *	2/2008	Sims et al.	D21/756
D643,489	S *	8/2011	Symonds	D21/756
D654,972	S *	2/2012	Green et al.	D21/756
D699,799	S *	2/2014	Griffin, IV	D21/756
D699,800	S *	2/2014	Griffin, IV	D21/756

* cited by examiner

Primary Examiner — Mitchell Siegel
(74) *Attorney, Agent, or Firm* — Muirhead and Saturnelli, LLC

(57) **CLAIM**
The ornamental design for a grip wrap, as shown and described.

Related U.S. Application Data

- (62) Division of application No. 29/433,883, filed on Oct. 5, 2012, now Pat. No. Des. 699,800.
- (51) **LOC (10) Cl.** **21-02**
- (52) **U.S. Cl.**
USPC **D21/756**
- (58) **Field of Classification Search**
USPC D21/756-758; 473/300-303, 201-204
See application file for complete search history.

DESCRIPTION

A portion of the disclosure of this patent document contains material to which a claim for copyright is made. The copyright owner has no objection to the facsimile reproduction by anyone of the patent document or the patent disclosure, as it appears in the Patent and Trademark Office patent file or records, but reserves all other copyright rights whatsoever.

FIG. 1 is a front elevational view of the new design for a grip wrap.

FIG. 2 is a rear elevational view thereof.

FIG. 3 is a top plan view thereof.

FIG. 4 is a bottom plan view thereof.

FIG. 5 is a left side elevational view thereof.

FIG. 6 is a right side elevational view thereof.

FIG. 7 is an enlarged view of the section indicated in FIG. 1; and,

FIG. 8 is a perspective view showing the grip wrap when wrapped in example around a grip of a sports implement.

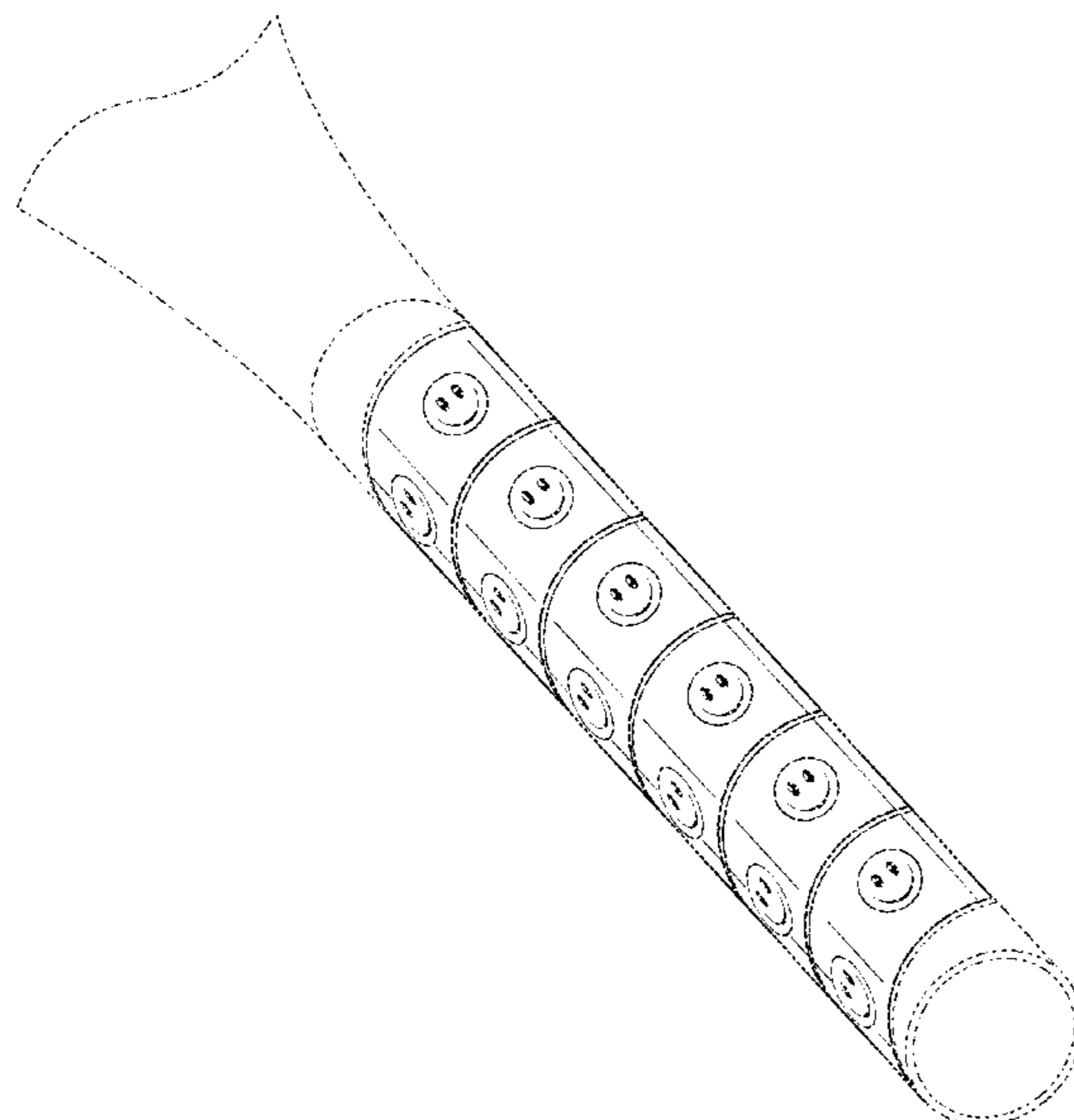
The portions of the article and the environmental structure shown by broken lines in the drawings form no part of the claimed design.


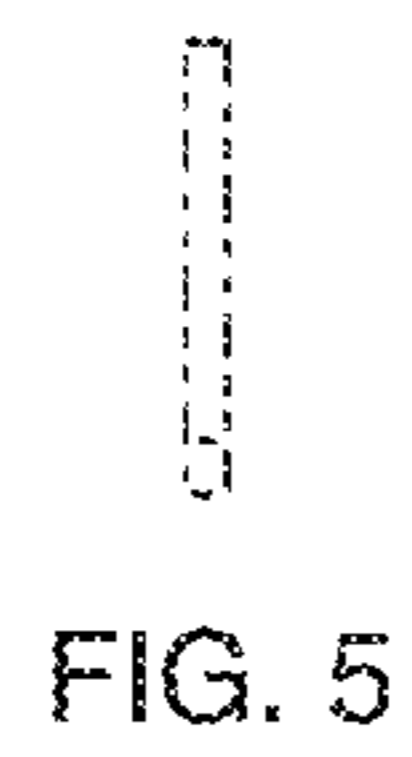
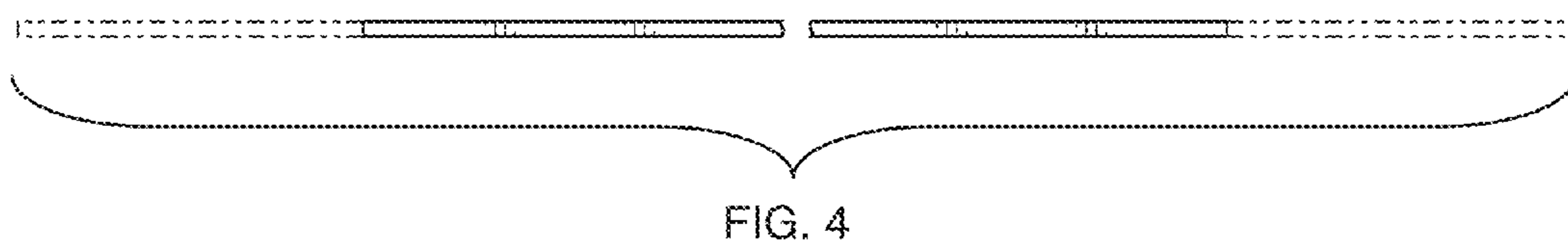
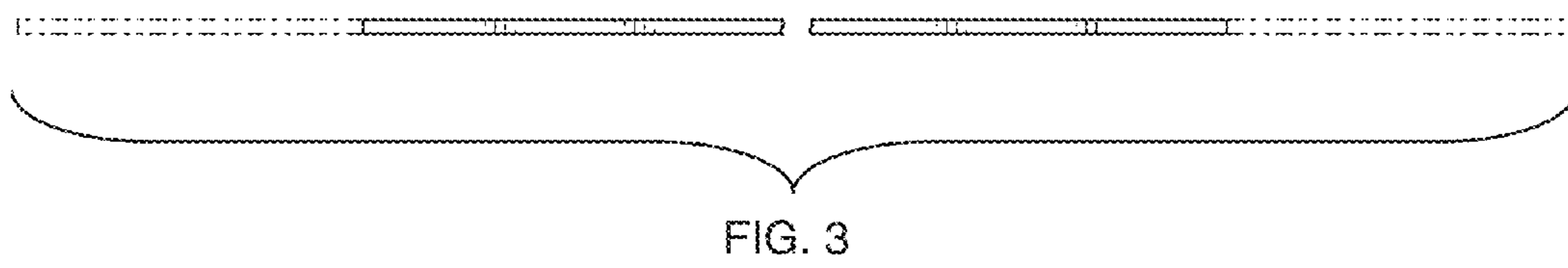
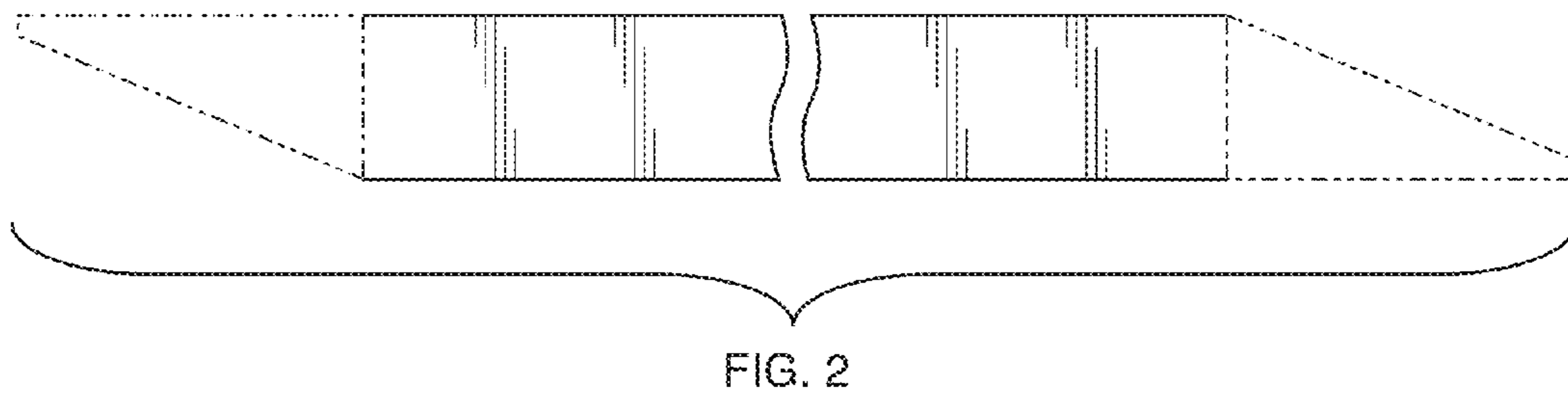
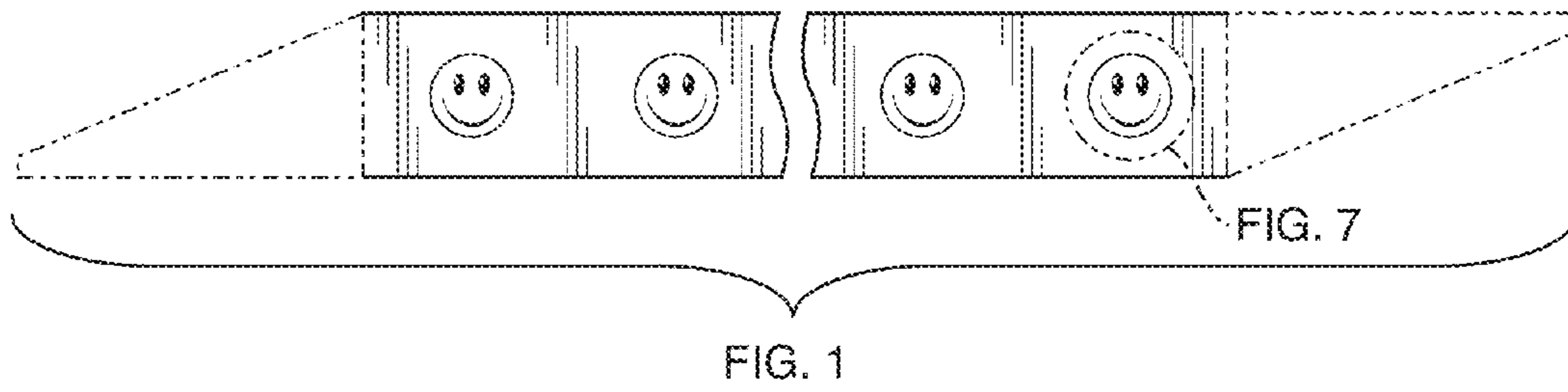
(56) **References Cited**

U.S. PATENT DOCUMENTS

712,383	A *	10/1902	Joule	473/302
1,435,088	A *	11/1922	Smith	473/302
1,940,104	A *	12/1933	Russell et al.	473/301
2,046,164	A *	6/1936	Herkner	473/302
3,140,873	A *	7/1964	Goodwin	473/302
D371,818	S *	7/1996	Stolz	D21/756
D379,208	S *	5/1997	Kulisek, Jr.	D21/756
D395,068	S *	6/1998	George	D21/756
5,816,934	A *	10/1998	Huang	473/301
5,827,129	A *	10/1998	Huang	473/301
D401,294	S *	11/1998	Kaner	D21/756

1 Claim, 2 Drawing Sheets





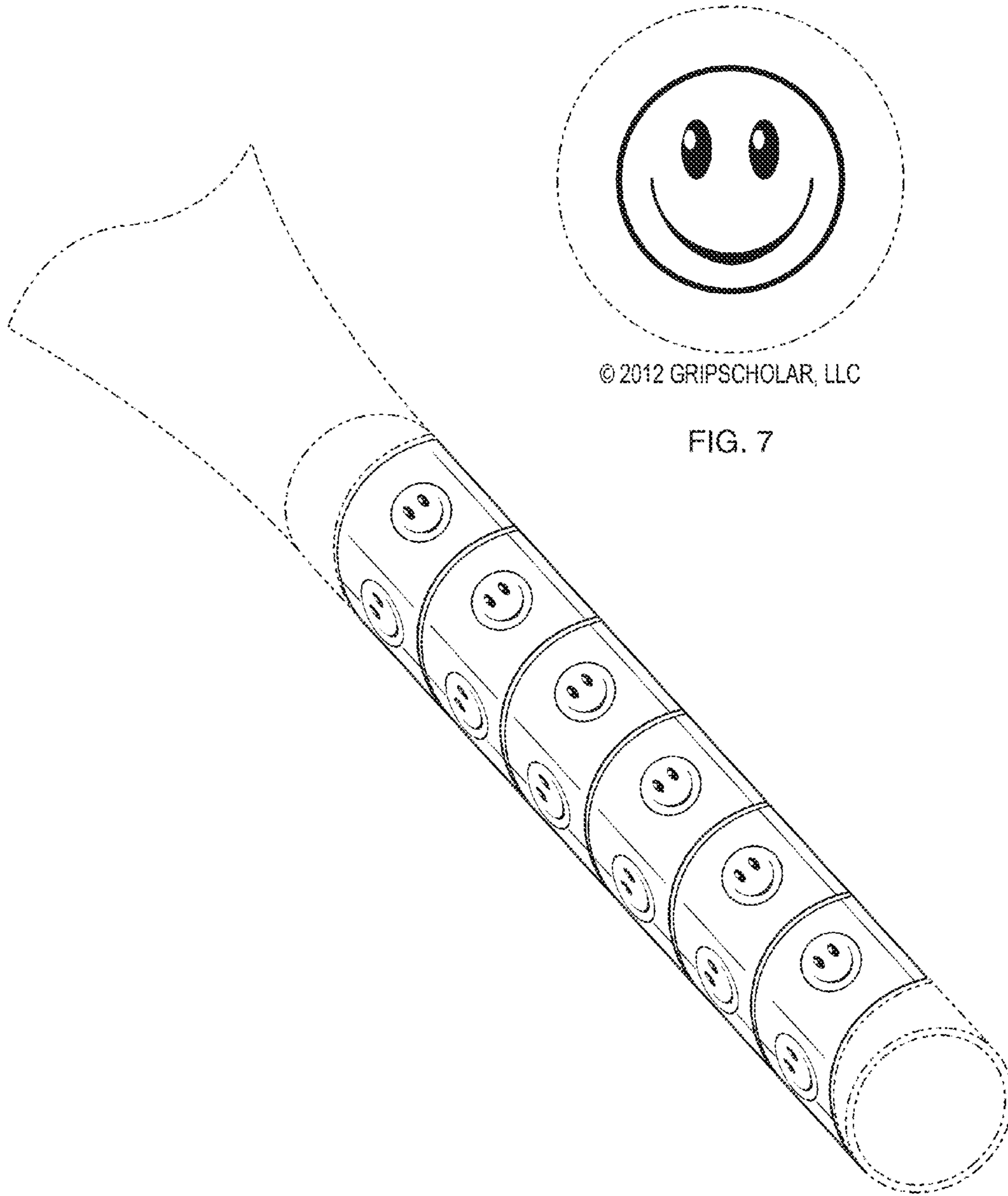


FIG. 7

FIG. 8