



US00D721763S

(12) **United States Design Patent**  
**Stone**

(10) **Patent No.:** **US D721,763 S**  
(45) **Date of Patent:** **\*\* Jan. 27, 2015**

(54) **HANG TAG**

(71) Applicant: **Shubee, Inc.**, Macon, GA (US)

(72) Inventor: **Steven Earl Stone**, Macon, GA (US)

(73) Assignee: **Shubee, Inc.**, Macon, GA (US)

(\*\*) Term: **14 Years**

(21) Appl. No.: **29/435,448**

(22) Filed: **Oct. 24, 2012**

(51) **LOC (10) Cl.** ..... **19-08**

(52) **U.S. Cl.**  
USPC ..... **D20/23; D20/42**

(58) **Field of Classification Search**  
CPC ..... G09F 2/00; G09F 2/04; G09F 2/08;  
G09F 2/14; G09F 2/16; G09F 2/18; G09F  
2003/00; G09F 2003/0254; G09F 2003/0264;  
G09F 2003/0266  
USPC ..... D20/10, 19, 22-29, 40, 99; 40/6, 67,  
40/299.01, 625, 626, 628, 649, 655, 661,  
40/661.02, 661.04, 661.06, 661.08, 664,  
40/671-673, 71, 81; D10/106.9, 109.1;  
24/563; 283/56, 71, 81  
See application file for complete search history.

(56) **References Cited**

**U.S. PATENT DOCUMENTS**

1,372,225 A \* 3/1921 Gray ..... 40/659  
D156,659 S \* 12/1949 Reed ..... D8/395

2,723,111 A \* 11/1955 Lawrence ..... 416/71  
3,001,906 A \* 9/1961 Capella et al. .... 156/201  
D261,013 S \* 9/1981 DeMars ..... D20/42  
D311,457 S \* 10/1990 Shapiro ..... D6/314  
6,684,544 B1 \* 2/2004 Buettell ..... 40/661.01  
D595,782 S \* 7/2009 Whitfield ..... D20/43  
7,913,649 B2 \* 3/2011 LeCavalier et al. .... 119/165  
D646,509 S \* 10/2011 Luebcke ..... D6/491  
D681,739 S \* 5/2013 Richmond ..... D20/42  
2007/0124974 A1 \* 6/2007 Lanier ..... 40/658  
2012/0047784 A1 \* 3/2012 St. Denis ..... 40/607.13

\* cited by examiner

*Primary Examiner* — Mary Ann Calabrese

(74) *Attorney, Agent, or Firm* — Gardner Groff  
Greenwald & Villanueva, PC


(57) **CLAIM**

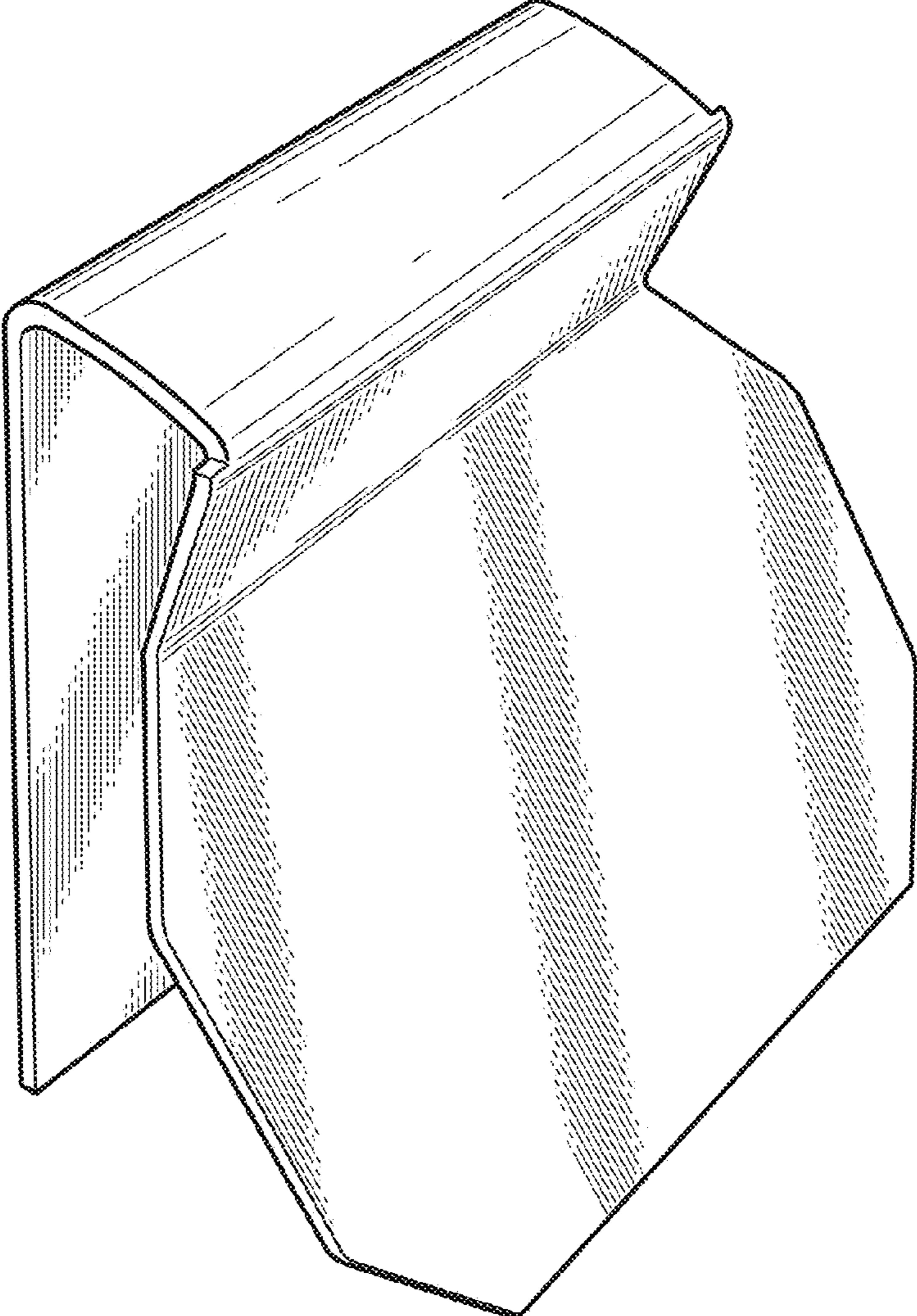
The ornamental design for a hang tag, substantially as shown  
and described.

**DESCRIPTION**

FIG. 1 is a perspective view of a hang tag for placement on a  
toilet tank, according to the design.  
FIG. 2 is a first side view of the hang tag of FIG. 1.  
FIG. 3 is a second side view of the hang tag of FIG. 1.  
FIG. 4 is a front view of the hang tag of FIG. 1.  
FIG. 5 is a back view of the hang tag of FIG. 1.  
FIG. 6 is a top view of the hang tag of FIG. 1; and,  
FIG. 7 is a bottom view of the hang tag of FIG. 1.

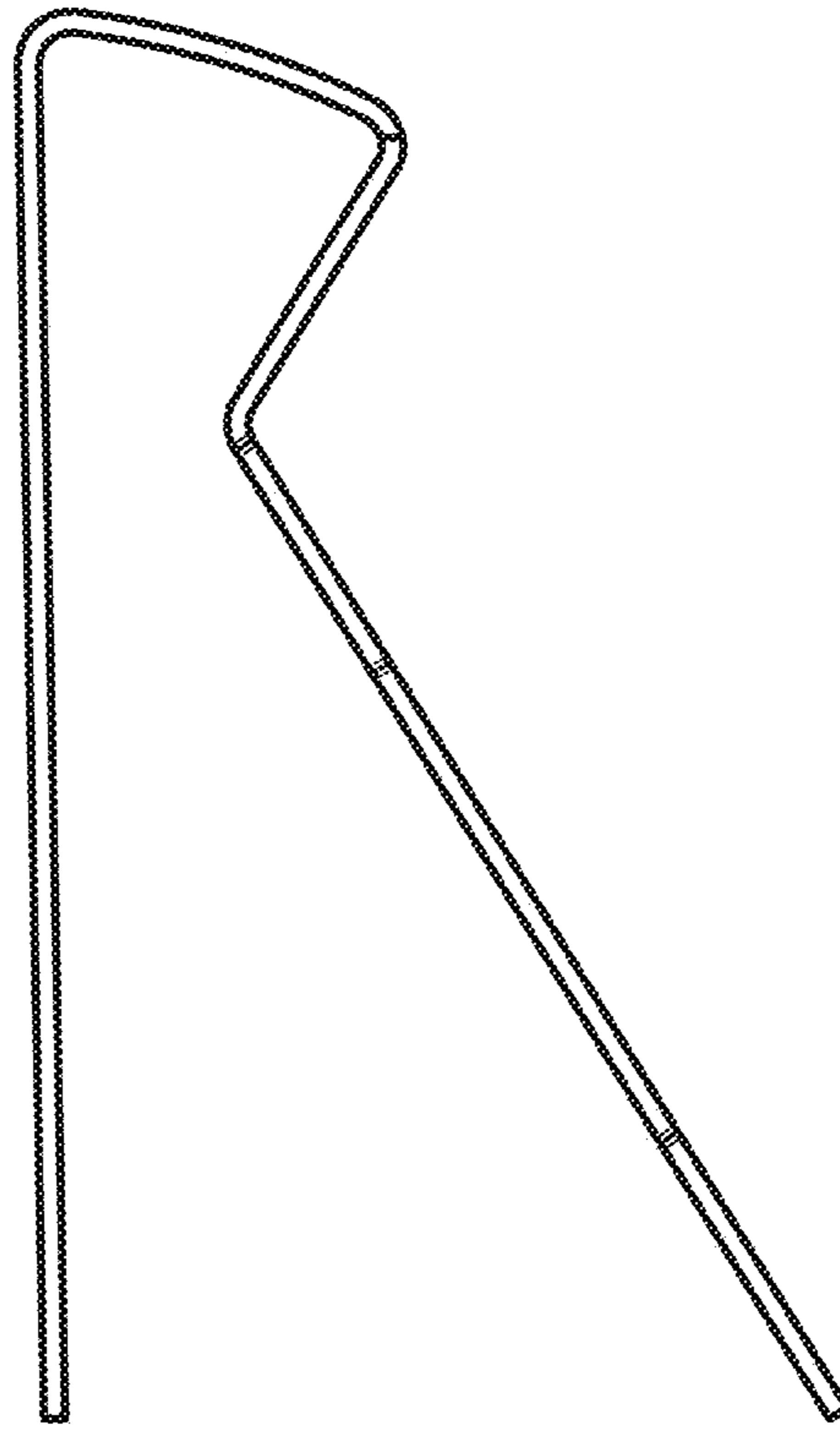
**1 Claim, 4 Drawing Sheets**



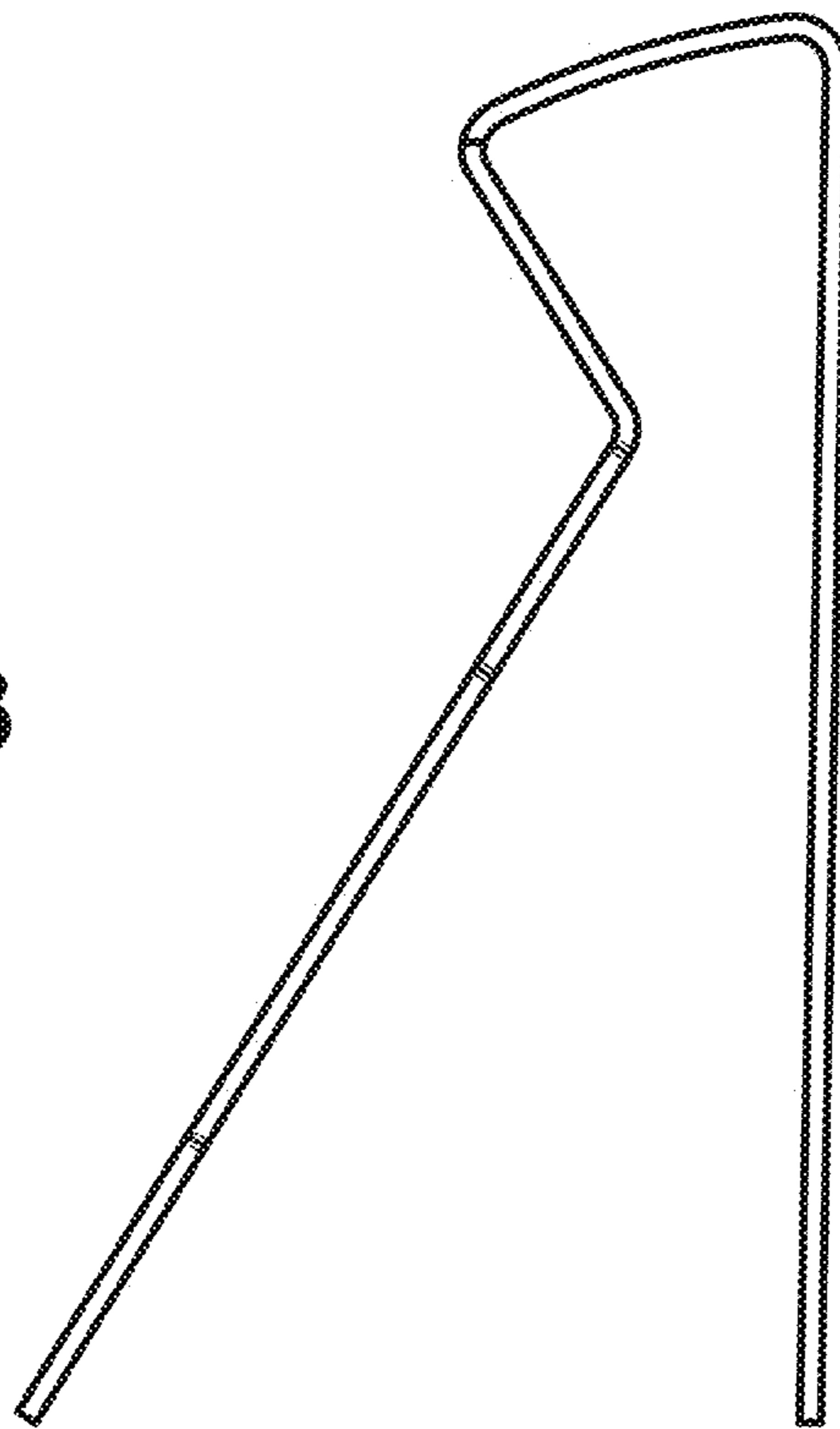


**FIG. 1**

**FIG. 2**



**FIG. 3**






FIG. 4

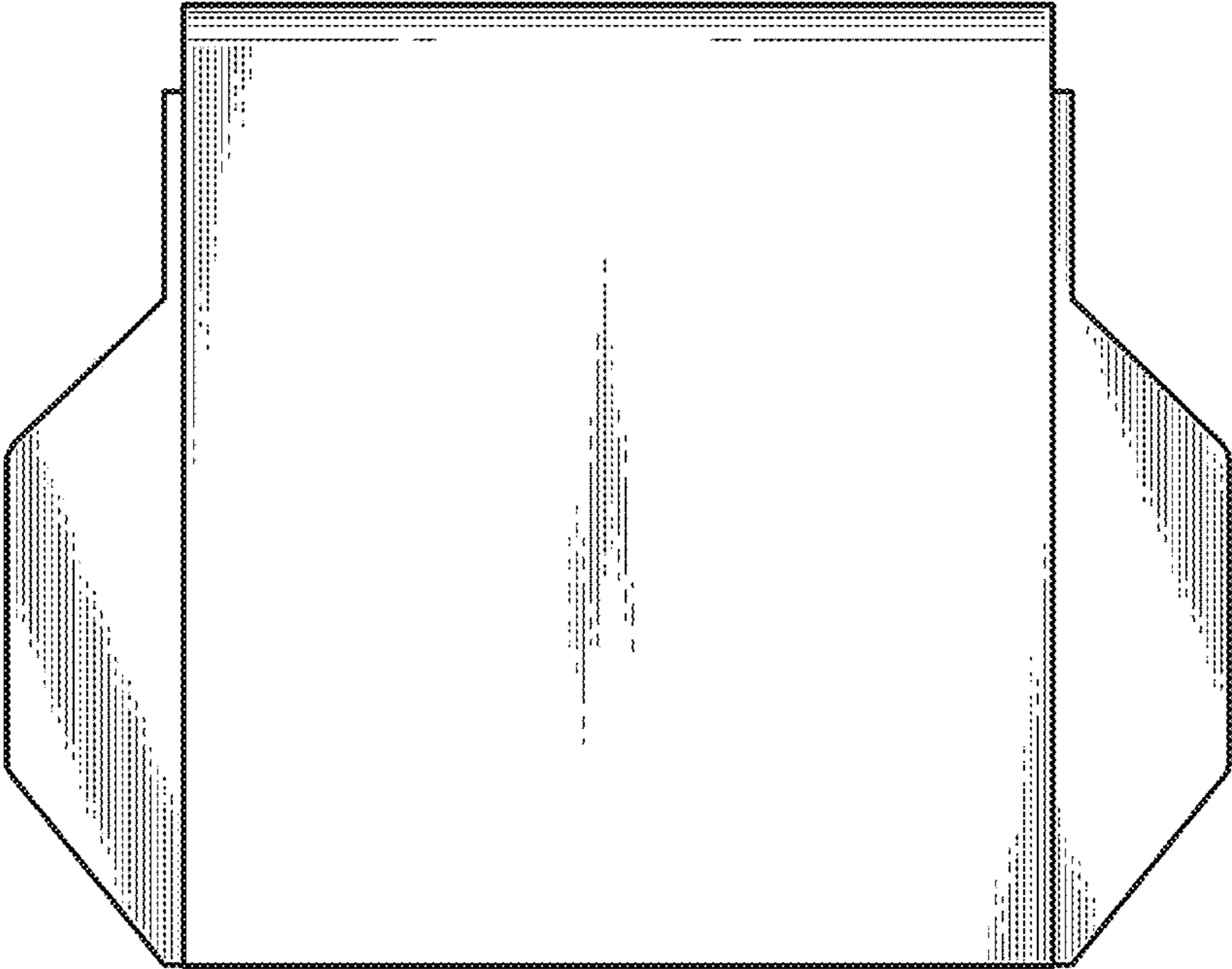


FIG. 5

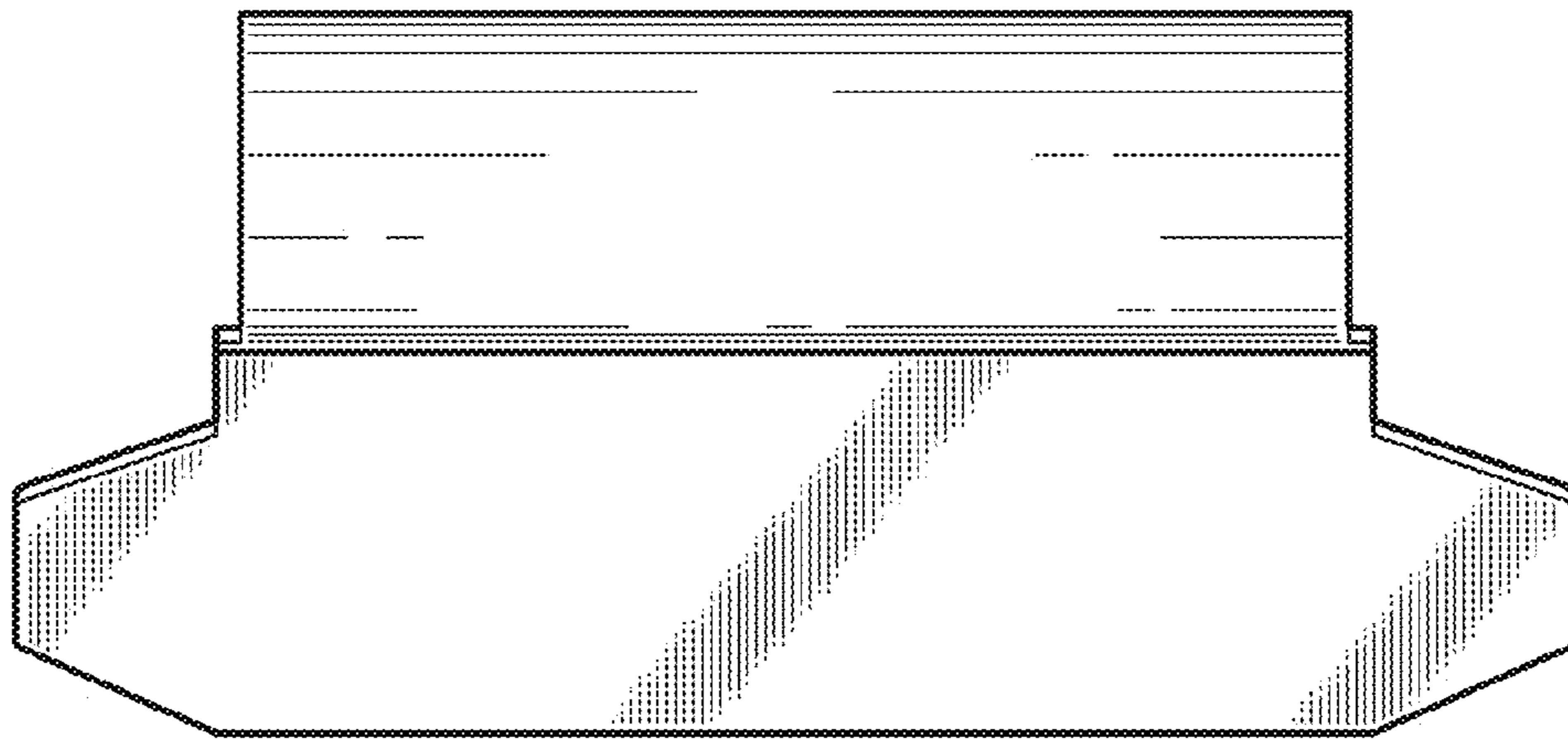


FIG. 6




FIG. 7