

US00D721761S

(12) **United States Design Patent**  
**Li**

(10) **Patent No.:** **US D721,761 S**  
(45) **Date of Patent:** **\*\* Jan. 27, 2015**

- (54) **PEN**
- (71) Applicant: **Shanghai Lees Manufacturing Co., Ltd.**, Shanghai (CN)
- (72) Inventor: **Lei Xin Li**, Shanghai (CN)
- (73) Assignee: **Shanghai Lees Manufacturing Co., Ltd.**, Shanghai (CN)
- (\*\*) Term: **14 Years**
- (21) Appl. No.: **29/461,290**
- (22) Filed: **Jul. 22, 2013**

- (30) **Foreign Application Priority Data**  
Apr. 7, 2013 (CN) ..... 2013 3 0101386
- (51) **LOC (10) Cl.** ..... **19-06**
- (52) **U.S. Cl.**  
USPC ..... **D19/164**
- (58) **Field of Classification Search**  
USPC ..... D14/411; D19/115-186, 190-204;  
24/11 F, 11 P, 11 R; 401/52, 99, 192,  
401/195, 196  
See application file for complete search history.

- (56) **References Cited**  
U.S. PATENT DOCUMENTS  
D410,680 S \* 6/1999 Muller ..... D19/42  
D458,305 S \* 6/2002 Iwase et al. .... D19/43  
D460,485 S \* 7/2002 Keda ..... D19/43

- D484,186 S \* 12/2003 Monti ..... D19/43
- D489,088 S \* 4/2004 Arita et al. .... D19/43
- D504,153 S \* 4/2005 Yang ..... D19/43
- D506,500 S \* 6/2005 Qiu ..... D19/43
- D507,299 S \* 7/2005 Qiu ..... D19/43
- D562,394 S \* 2/2008 Qiu et al. .... D19/51
- D577,066 S \* 9/2008 Zhao et al. .... D19/50
- D616,025 S \* 5/2010 Yan ..... D19/51
- D619,651 S \* 7/2010 Zhang ..... D19/51
- D641,410 S \* 7/2011 Tan ..... D19/50
- D641,783 S \* 7/2011 Lira-Nunez et al. .... D19/48
- D659,760 S \* 5/2012 Zhang ..... D19/51
- D695,827 S \* 12/2013 Xie ..... D19/933
- D695,828 S \* 12/2013 Kim ..... D19/933
- D695,832 S \* 12/2013 Xie ..... D19/195
- D696,346 S \* 12/2013 Lv ..... D19/916
- 2006/0165470 A1 \* 7/2006 Gerules ..... 401/18

\* cited by examiner

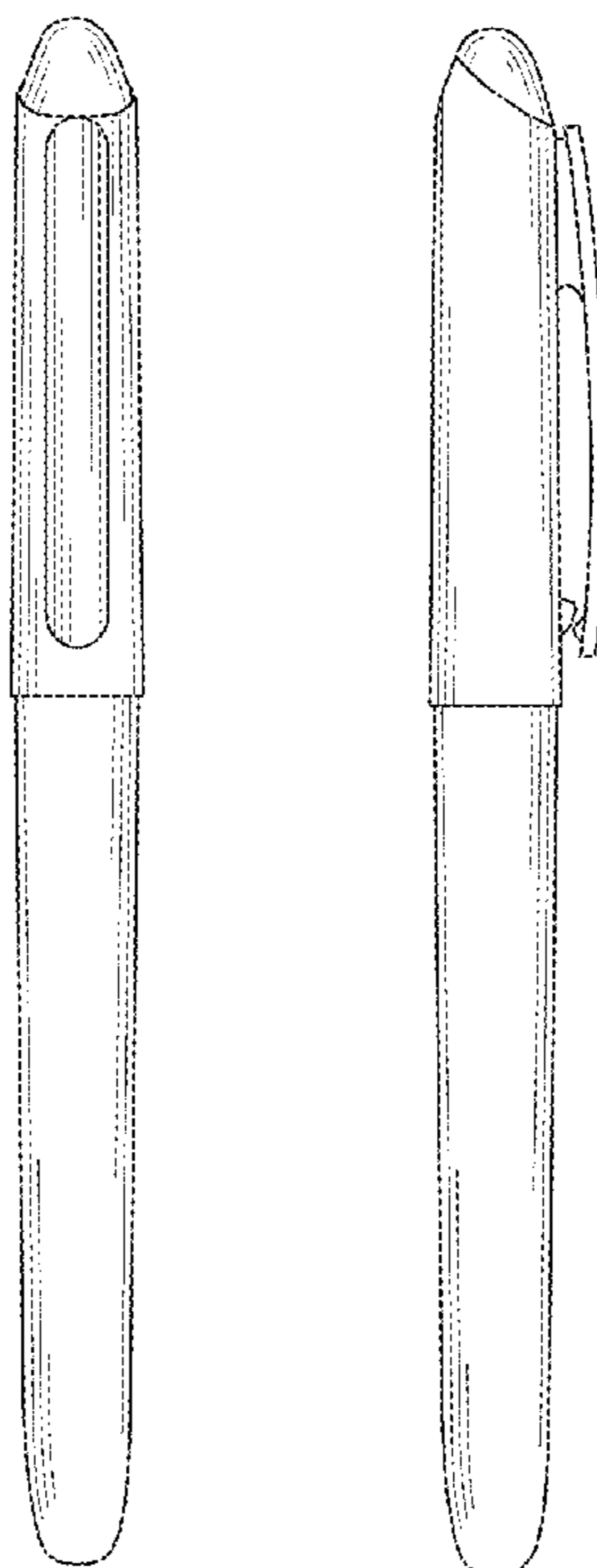
*Primary Examiner* — Elizabeth Albert  
(74) *Attorney, Agent, or Firm* — Kirton McConkie; Evan R. Witt

(57) **CLAIM**  
The ornamental design for a pen, as shown and described.

**DESCRIPTION**

FIG. 1 is a front view of a pen showing our new design;  
FIG. 2 is a rear view thereof;  
FIG. 3 is a left side view thereof;  
FIG. 4 is a right side view thereof;  
FIG. 5 is a top view thereof;  
FIG. 6 is a bottom view thereof; and,  
FIG. 7 is a perspective view thereof.

**1 Claim, 4 Drawing Sheets**






FIG. 1




FIG. 2

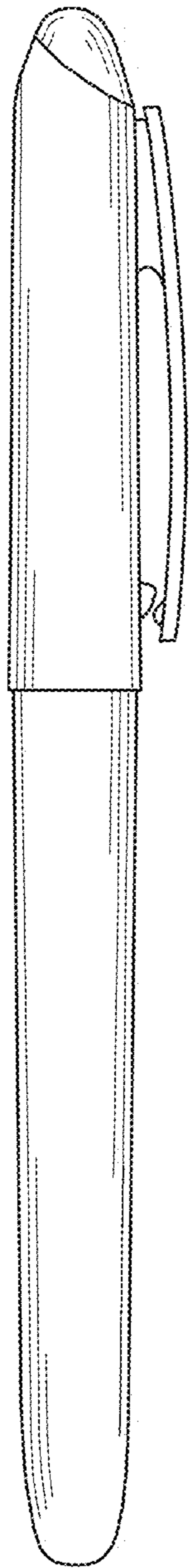


FIG. 3




FIG. 4

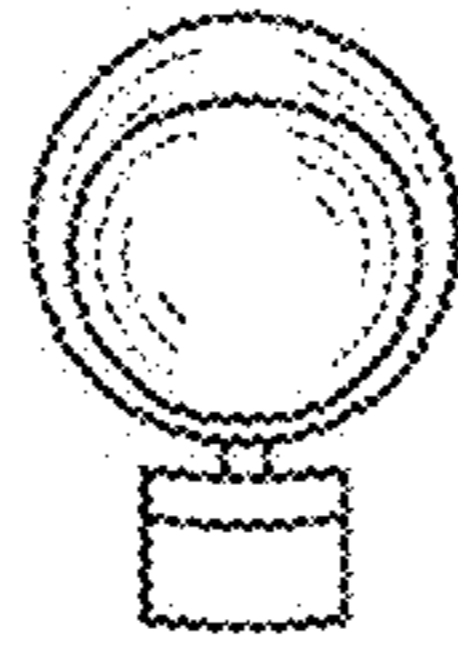


FIG. 5

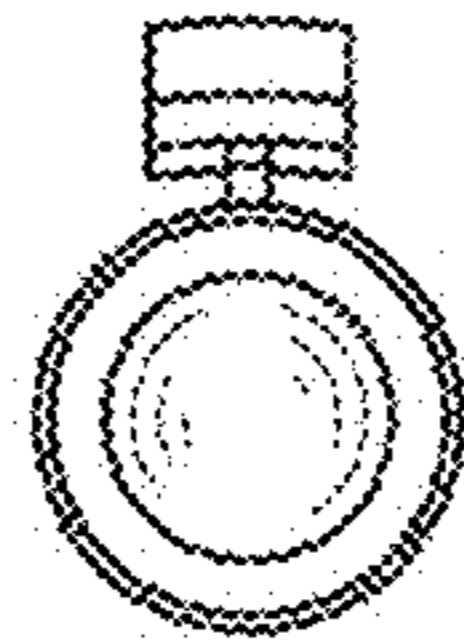


FIG. 6

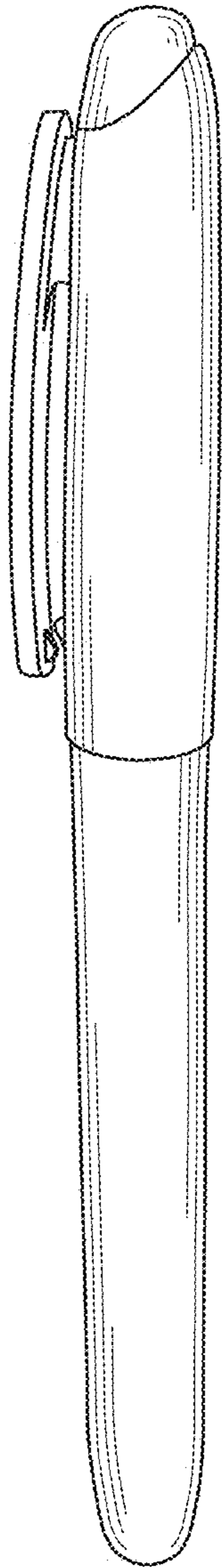


FIG. 7