



US00D721717S

(12) **United States Design Patent**
Endert

(10) **Patent No.:** **US D721,717 S**

(45) **Date of Patent:** **** Jan. 27, 2015**

(54) **DISPLAY SCREEN OR PORTION THEREOF WITH A GRAPHICAL USER INTERFACE**

(74) *Attorney, Agent, or Firm* — Moore & Van Allen PLLC; W. Kevin Ransom

(75) Inventor: **Martin Endert**, Spartanburg, SC (US)

(57) **CLAIM**

(73) Assignee: **Kings Mountain International Inc.**, Kings Mountain, NC (US)

The ornamental design for a display screen or portion thereof with a graphical user interface, as shown and described.

(**) Term: **14 Years**

DESCRIPTION

(21) Appl. No.: **29/405,266**

(22) Filed: **Oct. 31, 2011**

(51) **LOC (10) Cl.** **14-04**

(52) **U.S. Cl.**
USPC **D14/486**

(58) **Field of Classification Search**
USPC D14/485–495; 715/700–866
See application file for complete search history.

FIG. 1 is a front view of a display screen or portion thereof with a graphical user interface showing a selection screen for selecting a virtual press plate and a décor including a wood-style virtual press plate and a wood-style décor.

FIG. 2 is a perspective view of the display screen or portion thereof with a graphical user interface of FIG. 1 showing a selection screen for selecting a virtual press plate and a décor including a wood-style virtual press plate and a wood-style décor; and,

FIG. 3 is a front view of a display screen or portion thereof with a graphical user interface showing a virtual pressed decorative laminate screen including a wood-style décor wherein the texture imparted by the virtual press plate is partially peeled away revealing the unpressed decorative layer.

The appearance of the image sequentially transitions between the images shown in FIG. 1 and FIG. 3, and FIG. 2 and FIG. 3. The process or period in which an image transitions to another forms no part of the claimed design.

The broken line showing of the display screen is included for the purpose of illustrating environmental structure, and the broken line showing of images, text, and other elements is included for the purpose of illustrating portions of the article and form no part of the claimed design.

(56) **References Cited**

U.S. PATENT DOCUMENTS

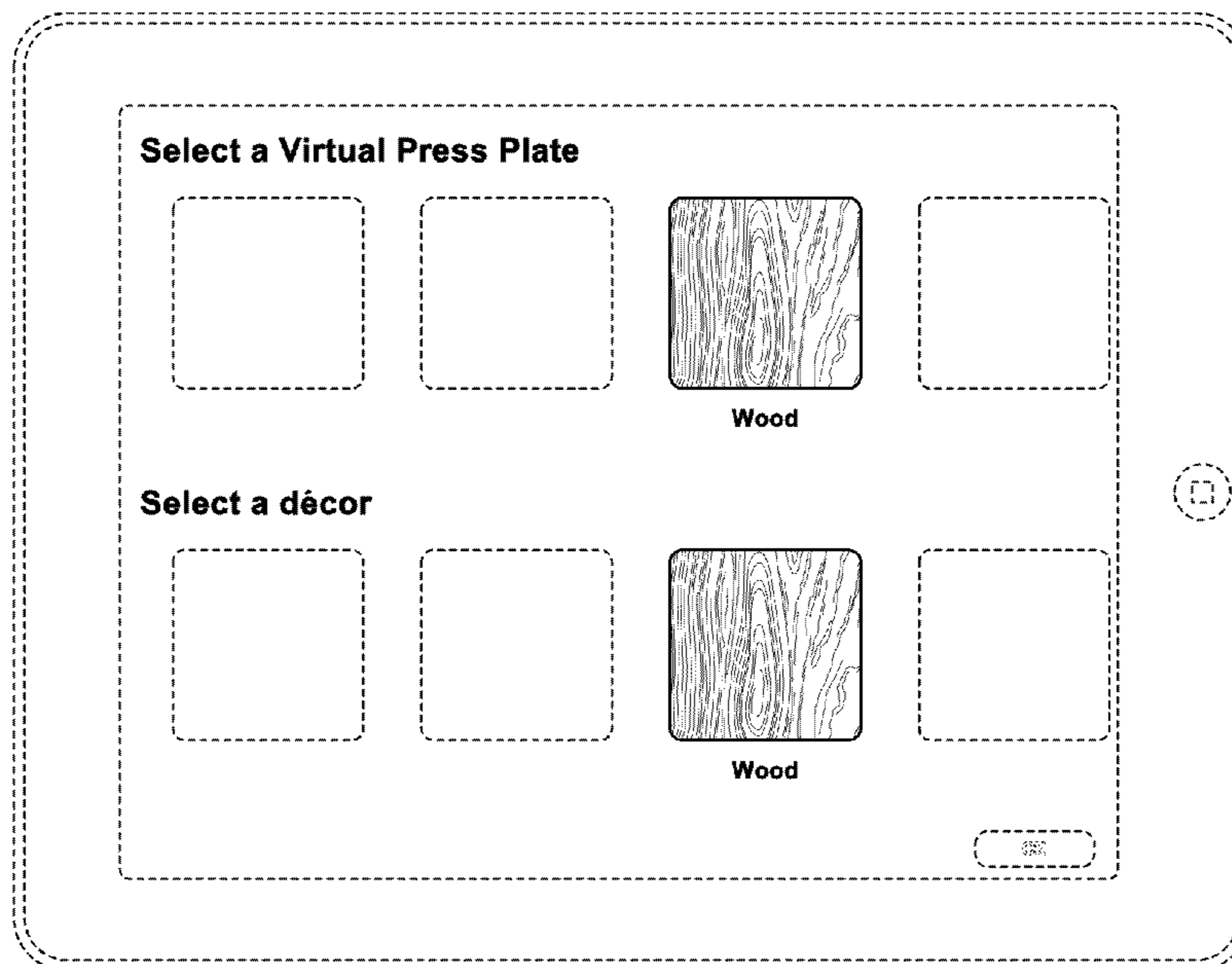
D366,942	S *	2/1996	Lechleiter et al.	D25/138
5,933,148	A *	8/1999	Oka et al.	345/427
7,277,572	B2 *	10/2007	MacInnes et al.	382/154
7,877,696	B2 *	1/2011	Telek et al.	715/752
8,117,558	B2 *	2/2012	Hoguet 715/779	
8,260,581	B2 *	9/2012	Hoguet 703/1	
2005/0081161	A1 *	4/2005	MacInnes et al.	715/765
2006/0101742	A1 *	5/2006	Scott-Leikach et al.	52/235
2008/0126023	A1 *	5/2008	Hoguet 703/1	
2011/0061011	A1 *	3/2011	Hoguet 715/769	

* cited by examiner

Primary Examiner — Eric Goodman

Assistant Examiner — John Reickel

1 Claim, 3 Drawing Sheets



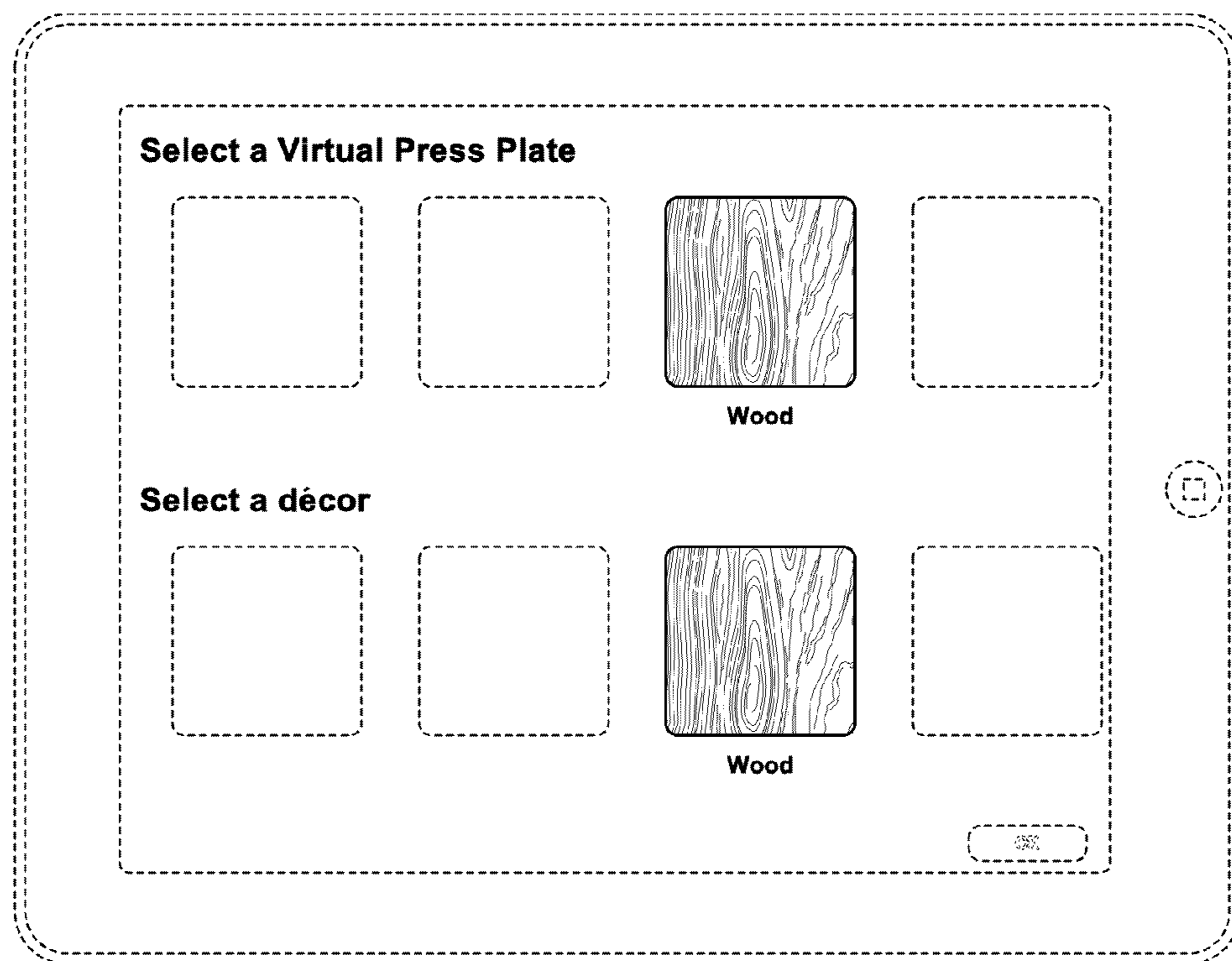


FIG. 1

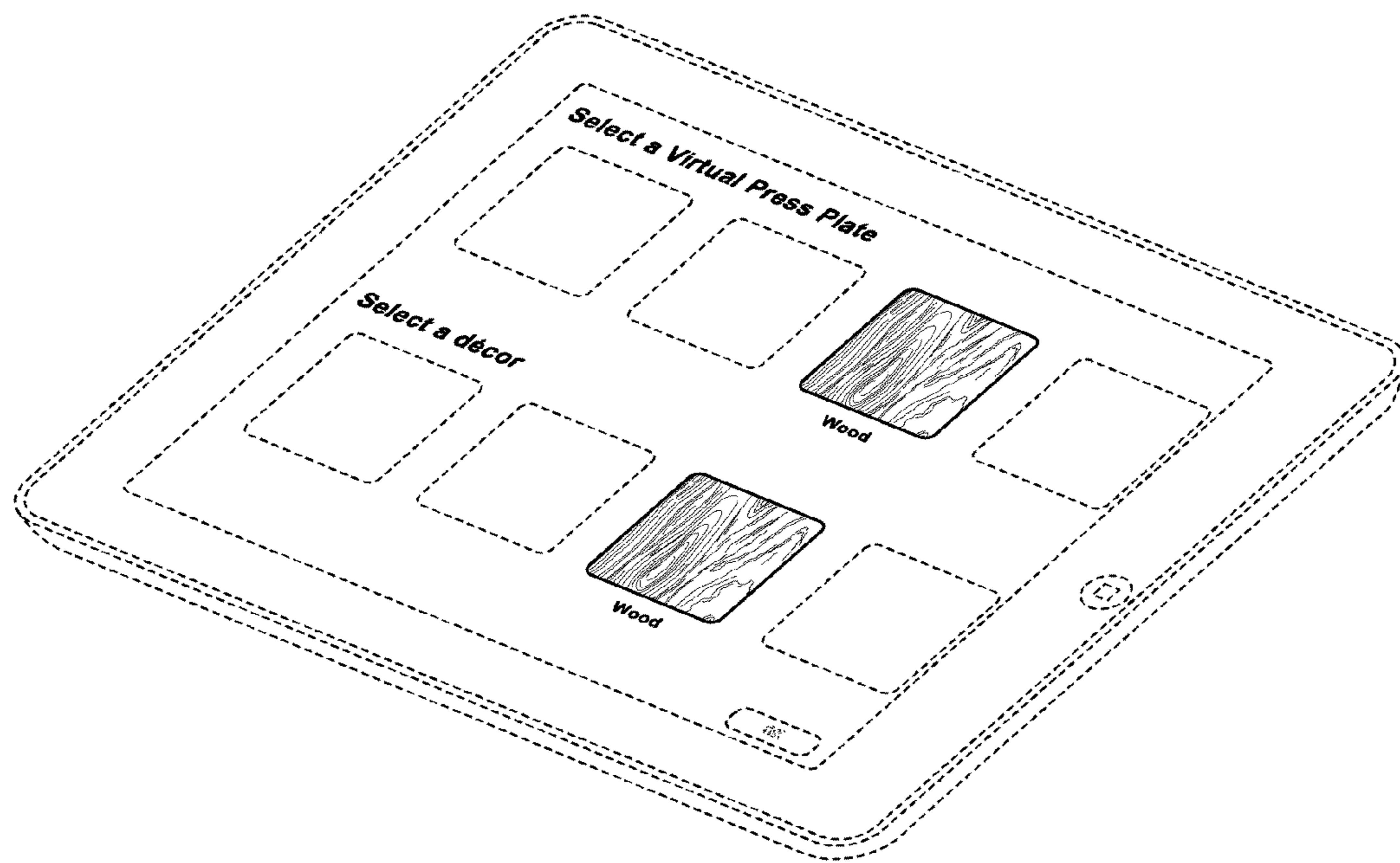


FIG. 2

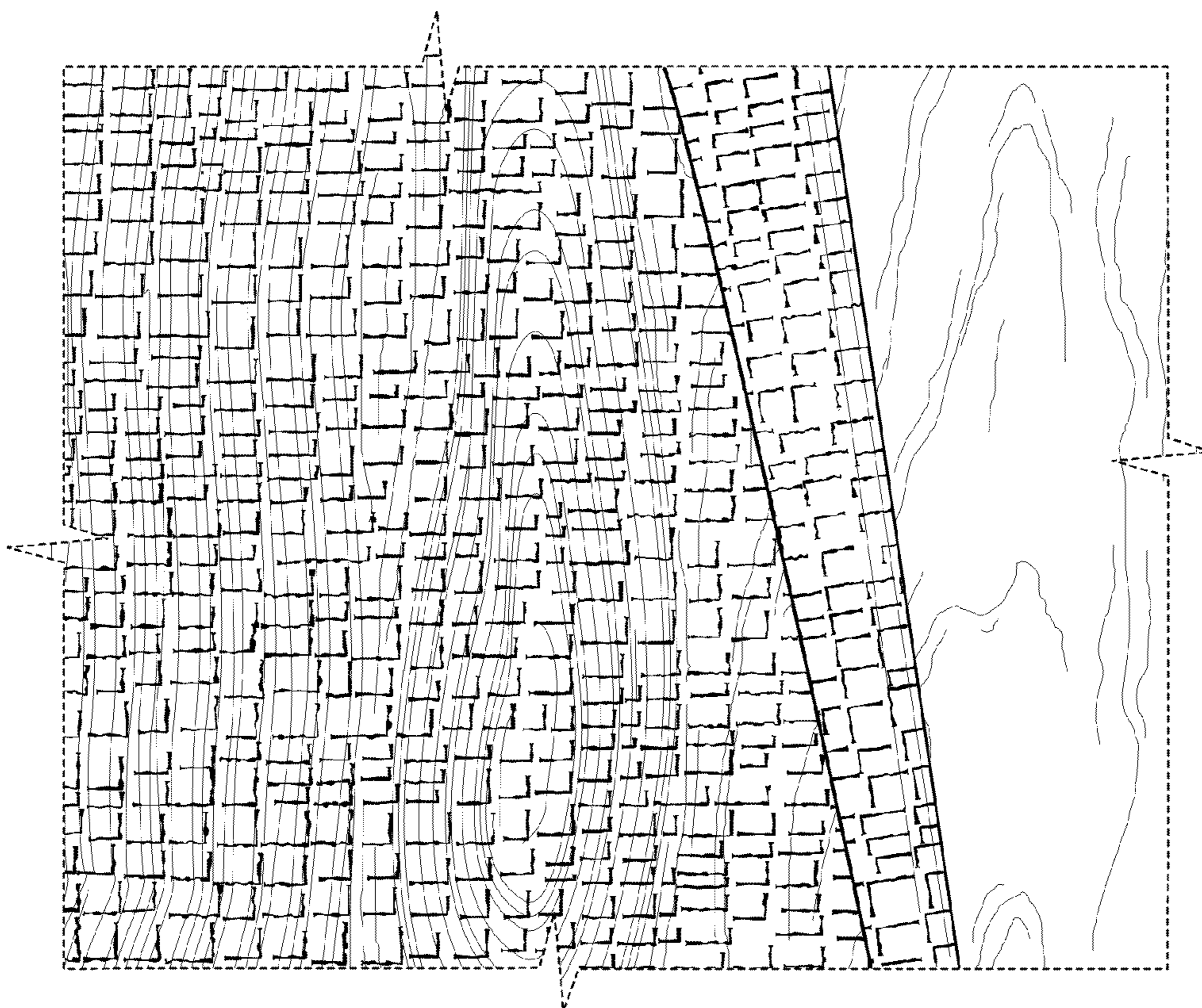


FIG. 3