



US00D721697S

(12) **United States Design Patent**
Chung et al.

(10) **Patent No.:** **US D721,697 S**
(45) **Date of Patent:** **** Jan. 27, 2015**

(54) **PORTABLE ELECTRONIC DEVICE**

(71) Applicant: **ASUSTeK Computer Inc.**, Taipei (TW)

(72) Inventors: **Chung-Jen Chung**, Taipei (TW);
Po-Wen Huang, Taipei (TW)

(73) Assignee: **ASUSTeK Computer Inc.**, Taipei (TW)

(**) Term: **14 Years**

(21) Appl. No.: **29/450,486**

(22) Filed: **Mar. 18, 2013**

(51) **LOC (10) CI.** **14-02**

(52) **U.S. Cl.**
USPC **D14/315**

(58) **Field of Classification Search**
USPC D14/315-327, 439; D18/1, 2, 7, 11;
235/145 A, 145 R; 341/22, 23; 345/104,
345/156, 168, 169, 173; 361/679.08,
361/679.09, 679.11, 679.26, 679.27;
16/367

See application file for complete search history.

(56) **References Cited**

U.S. PATENT DOCUMENTS

D650,378 S * 12/2011 Lee et al. D14/315
D651,599 S * 1/2012 Kim et al. D14/315

OTHER PUBLICATIONS

<http://watch.u-car.com.tw/19056.HTML>, website citation, Mar. 9, 2011, 11 pages.

* cited by examiner

Primary Examiner — Freda S Nunn

(74) *Attorney, Agent, or Firm* — Muncy, Geissler, Olds & Lowe, P.C.

(57) **CLAIM**

The ornamental design for portable electronic device, as shown and described.

DESCRIPTION

FIG. 1 is a perspective view of a first embodiment of a portable electronic device with a brushed finish surface pattern, showing our new design;


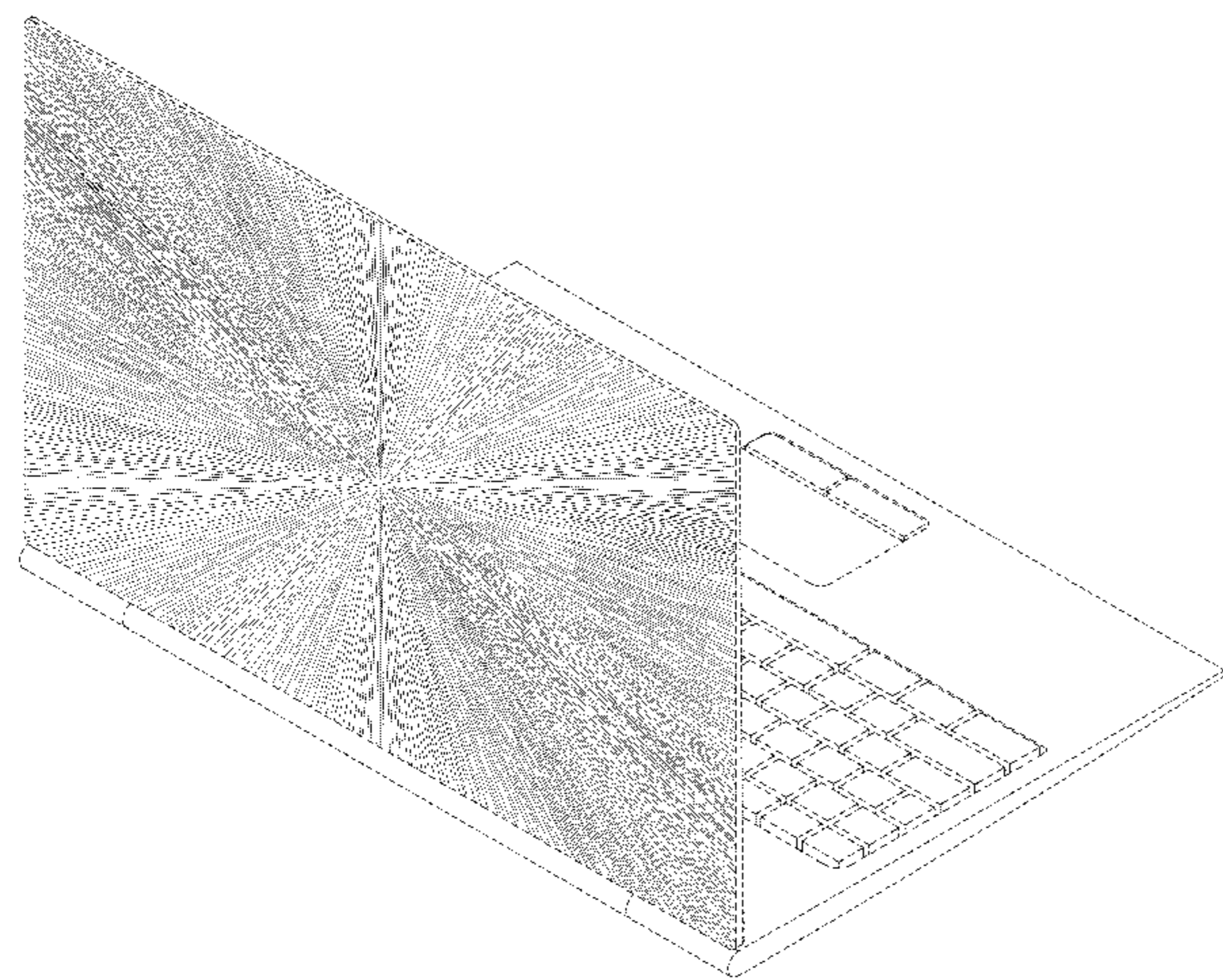
FIG. 2 is a top plan view thereof;

FIG. 3 is a perspective view of a second embodiment of a portable electronic device with a brushed finish surface pattern; and,

FIG. 4 is a top plan view thereof.

The broken line showing illustrates portions of the portable electronic device which form no part of the claimed design. The top surface has a brushed finish pattern.

1 Claim, 4 Drawing Sheets



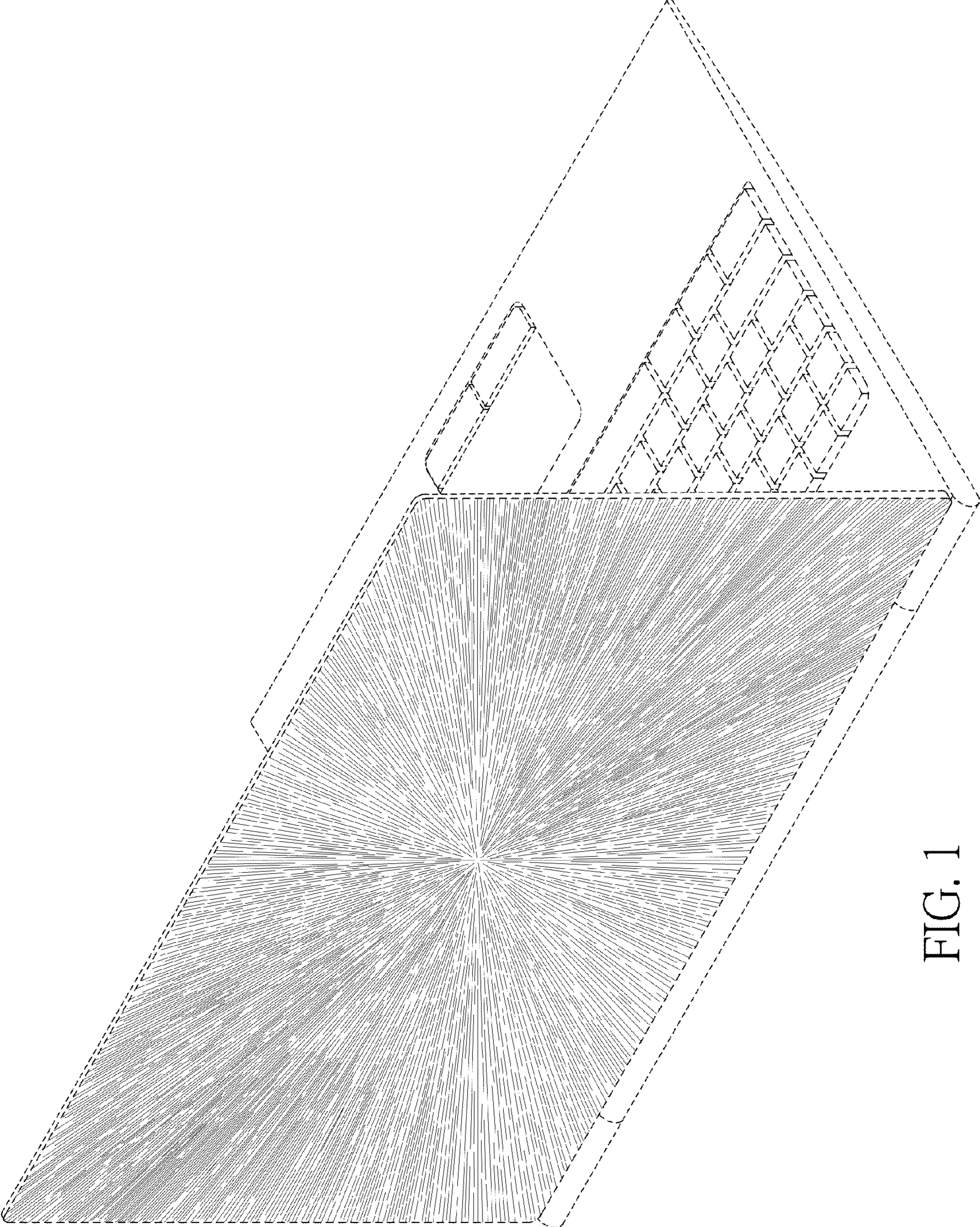


FIG. 1




FIG. 2

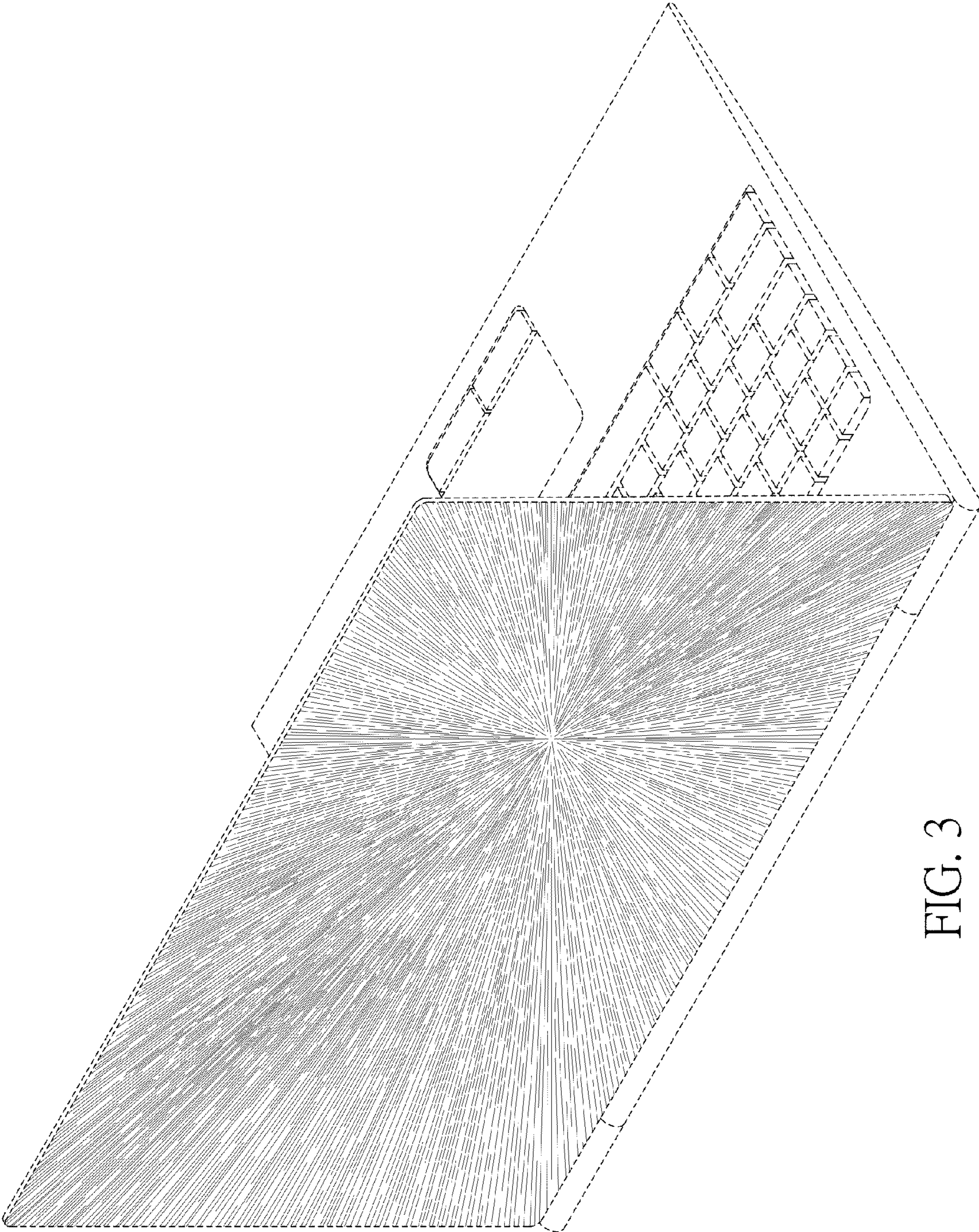


FIG. 3




FIG. 4