



US00D721676S

(12) **United States Design Patent**
Hammond et al.

(10) **Patent No.:** **US D721,676 S**
(45) **Date of Patent:** **** Jan. 27, 2015**

(54) **WAND-SHAPED REMOTE CONTROL**

(71) Applicants: **Joshua Perkins Hammond**, Memphis, TN (US); **Gaynell Perkins Hammond**, Memphis, TN (US)

(72) Inventors: **Joshua Perkins Hammond**, Memphis, TN (US); **Gaynell Perkins Hammond**, Memphis, TN (US)

(**) Term: **14 Years**

(21) Appl. No.: **29/447,583**

(22) Filed: **Mar. 5, 2013**

(51) **LOC (10) Cl.** **14-03**

(52) **U.S. Cl.**
USPC **D14/218**

(58) **Field of Classification Search**
USPC D14/218; D13/168, 154; D21/402;
D11/90, 108, 121, 40, 402;
348/211.99, 14.05, 114, 734; D16/135;
446/485; D26/94, 60, 4, 375 S; D2/869;
D9/70; D8/168, 154
See application file for complete search history.

(56) **References Cited**

U.S. PATENT DOCUMENTS

D212,560 S *	10/1968	Alaska	D16/135
3,707,055 A *	12/1972	Pearce	446/485
D316,881 S *	5/1991	Neuroth et al.	D21/402
D332,638 S *	1/1993	Neuroth et al.	D21/402
D332,807 S *	1/1993	Neuroth et al.	D21/402
D332,808 S *	1/1993	Neuroth et al.	D21/402
D333,165 S *	2/1993	Neuroth et al.	D21/402
D352,073 S *	11/1994	Rissman et al.	D21/402
D352,334 S *	11/1994	Rissman et al.	D21/402
D354,317 S *	1/1995	Prothro	D21/404
D375,914 S *	11/1996	Harris et al.	D11/90
D386,807 S *	11/1997	Moonshine-Voelker et al.	D26/94
D393,345 S *	4/1998	Clegg et al.	D2/869
D438,788 S *	3/2001	Rigel	D9/669
D458,175 S *	6/2002	Wang	D26/60
D481,016 S *	10/2003	Hillis	D13/168

D495,462 S *	9/2004	Haro	D1/106
D500,525 S *	1/2005	Kaplan et al.	D20/36
D508,761 S *	8/2005	Haro	D1/106
D513,106 S *	12/2005	Haro	D1/106
D513,823 S *	1/2006	Haro	D1/106
D515,272 S *	2/2006	Haro	D1/106
D515,273 S *	2/2006	Haro	D1/106
D547,013 S *	7/2007	Tsengas et al.	D30/160
D566,302 S *	4/2008	Van Dyn Hoven	D26/4
D575,427 S *	8/2008	Nelson et al.	D26/37
D575,428 S *	8/2008	Nelson et al.	D26/37
D580,563 S *	11/2008	Van Dyn Hoven	D26/4
D583,878 S *	12/2008	Lo et al.	D21/402
D597,033 S *	7/2009	Baker	D13/154
D608,919 S *	1/2010	Henry	D26/37

(Continued)

OTHER PUBLICATIONS

Gothic Dark Fairy Black Sparkle Star Wand: Amazon.co.uk: Toys & Games, Announced Nov. 2, 2012, [Site Visited Oct. 30, 2014] http://www.polyvore.com/gothic_dark_fairy_black_sparkle/thing?id=66818393.*

(Continued)

Primary Examiner — John Windmuller
Assistant Examiner — Luqman McNeil
(74) *Attorney, Agent, or Firm* — Butler Snow LLP


(57) **CLAIM**

We claim the ornamental design for a wand-shaped remote control, as shown and described.

DESCRIPTION

FIG. 1 is a perspective view of the wand-shaped remote control from below.
FIG. 2 is the front elevational view thereof.
FIG. 3 is the right side elevational view thereof.
FIG. 4 is a rear elevational view thereof.
FIG. 5 is the left side elevational view thereof
FIG. 6 is a top plan view thereof; and,
FIG. 7 is a bottom plan view.
The broken lines in the figures depict portions of the wand-shaped remote control that form no part of the claimed design.

1 Claim, 3 Drawing Sheets



(56)

References Cited

OTHER PUBLICATIONS

U.S. PATENT DOCUMENTS

D633,819 S * 3/2011 Johnson, Jr. D11/108
D664,210 S * 7/2012 Bengyak D20/36
D684,888 S * 6/2013 Clayton D11/121
D712,779 S * 9/2014 Kuiawa D11/40

Flashing Star Wand with Ball, Announced Feb. 8, 2012, [Site Visited Oct. 30, 2014] <http://www.premierglow.com/flashing-star-wand-w-ball.html>.*

* cited by examiner

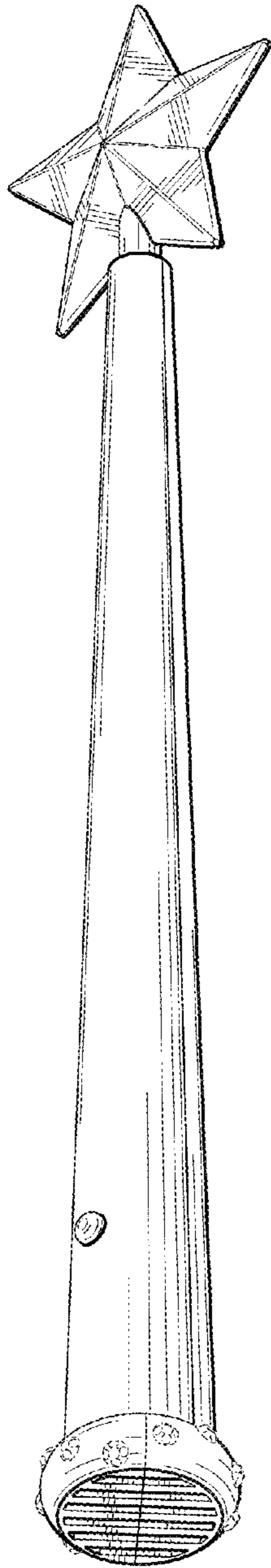


FIG. 1

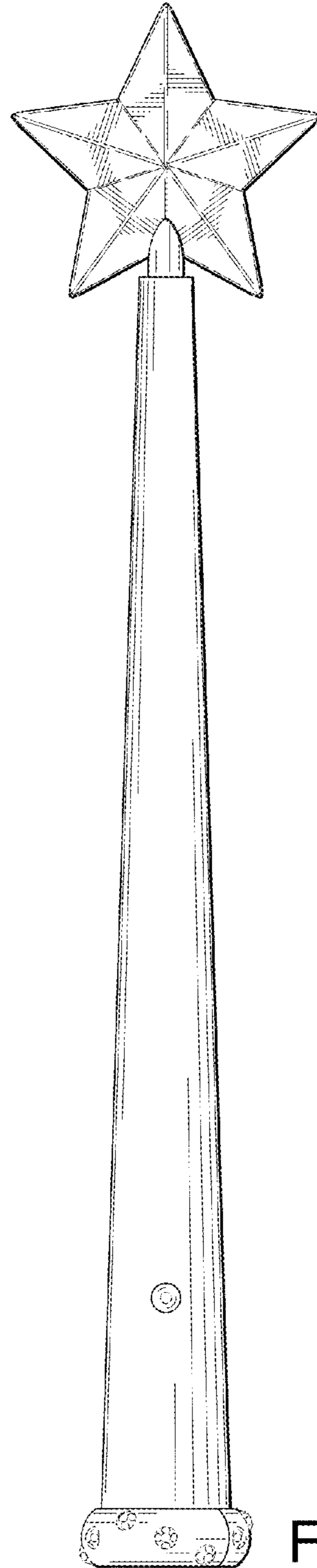


FIG. 2

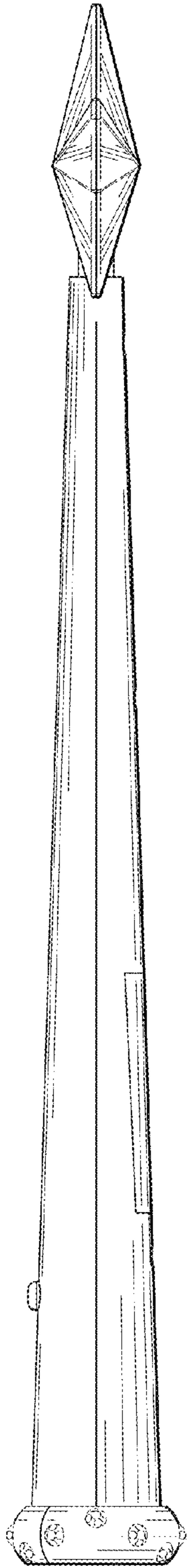


FIG. 3

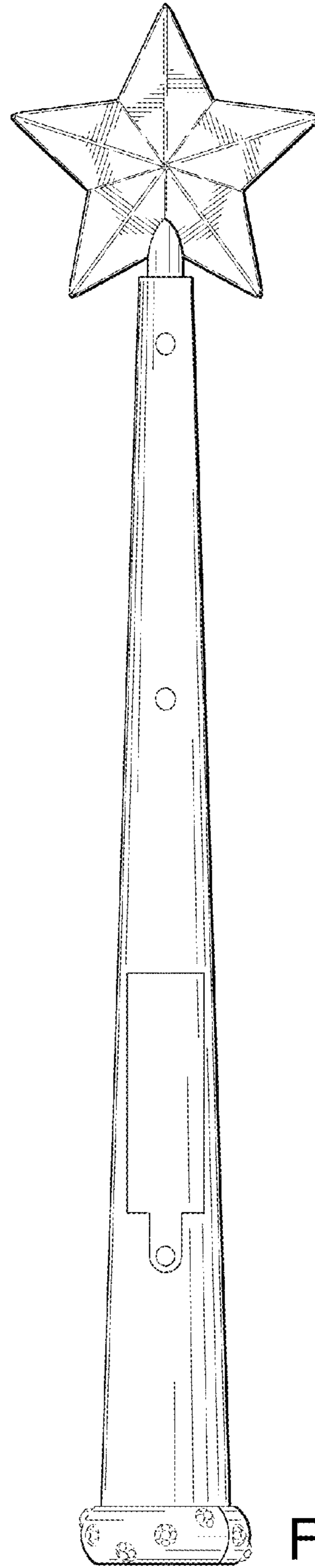


FIG. 4

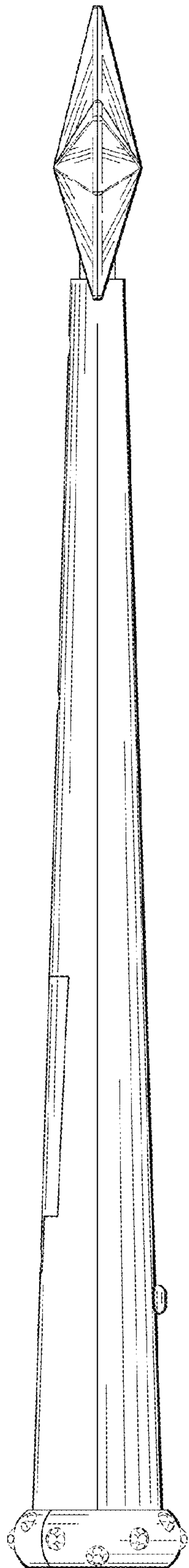


FIG. 5

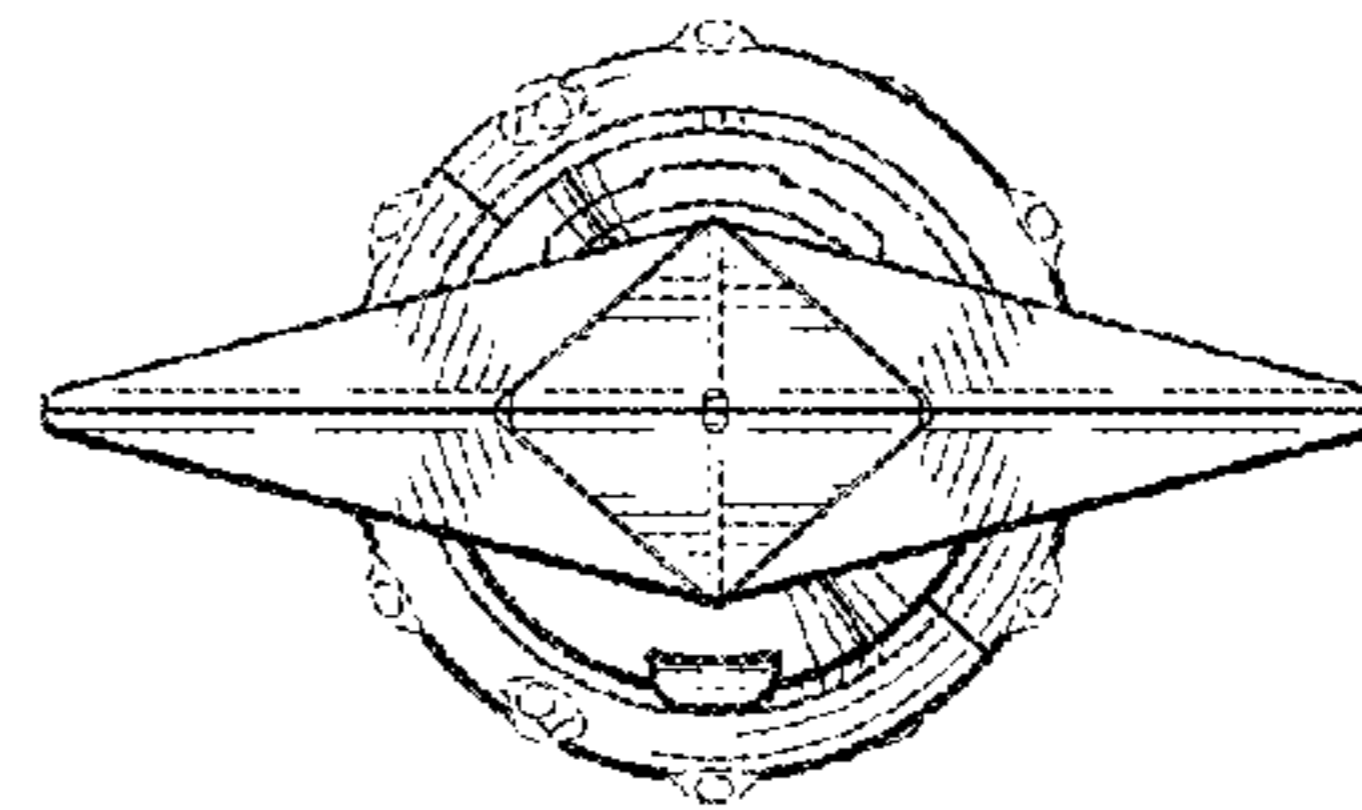


FIG. 6

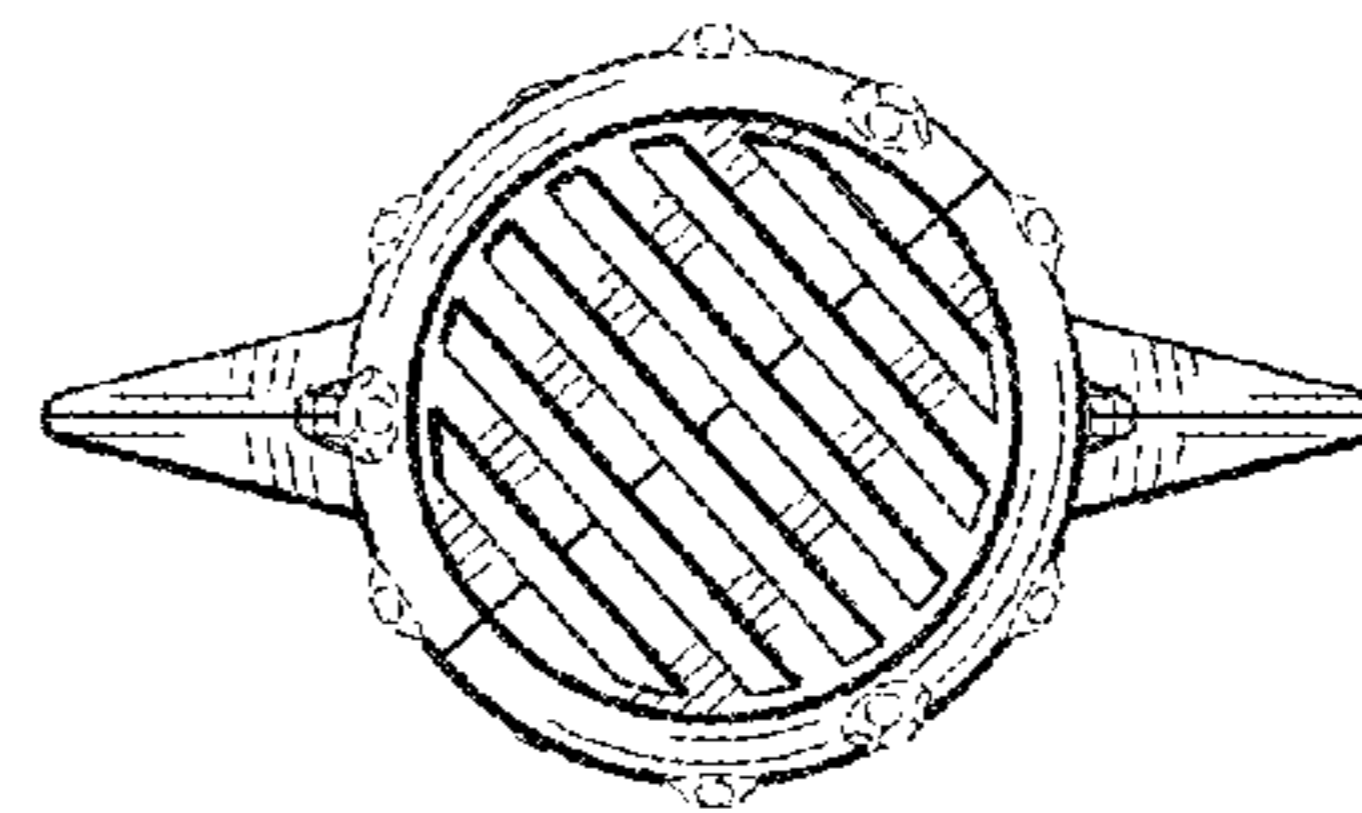


FIG. 7