



US00D721671S

(12) **United States Design Patent**
Nam et al.

(10) **Patent No.:** **US D721,671 S**
(45) **Date of Patent:** **** Jan. 27, 2015**

(54) **MOBILE PHONE**

FOREIGN PATENT DOCUMENTS

(71) Applicant: **Samsung Display Co., Ltd.**, Yongin,
Gyeonggi-do (KR)

KR 10-2011-0047595 5/2011
KR 10-2012-0055331 A 5/2012
KR 10-2012-0093148 8/2012

(72) Inventors: **Kee-Hyun Nam**, Yongin (KR);
Woo-Jong Lee, Yongin (KR)

OTHER PUBLICATIONS

(73) Assignee: **Samsung Display Co., Ltd.**, Yongin-si
(KR)

HTC Max 4G, announced Nov. 2008, [online], [retrieved on Nov. 14, 2008]. Retrieved from Internet ,<URL: <http://www.gsmarena.com>>.*

(**) Term: **14 Years**

(Continued)

(21) Appl. No.: **29/454,308**

Primary Examiner — Bridget L Eland

(22) Filed: **May 8, 2013**

(74) *Attorney, Agent, or Firm* — Christie, Parker & Hale, LLP

(30) **Foreign Application Priority Data**

Jan. 2, 2013 (KR) 30-2013-0000105

(51) **LOC (10) Cl.** **14-03**

(52) **U.S. Cl.**
USPC **D14/138 G; D14/138 AD**

(58) **Field of Classification Search**
CPC H04M 1/0202; H04M 1/0235; H04M
1/0237; H04M 1/0239; H04M 2250/52
USPC D14/138 R, 138 AD, 138 AC, 138 C,
D14/138 G, 137, 341–347, 247–248
See application file for complete search history.

(57) **CLAIM**

The ornamental design for a mobile phone, as shown and described.

(56) **References Cited**

DESCRIPTION

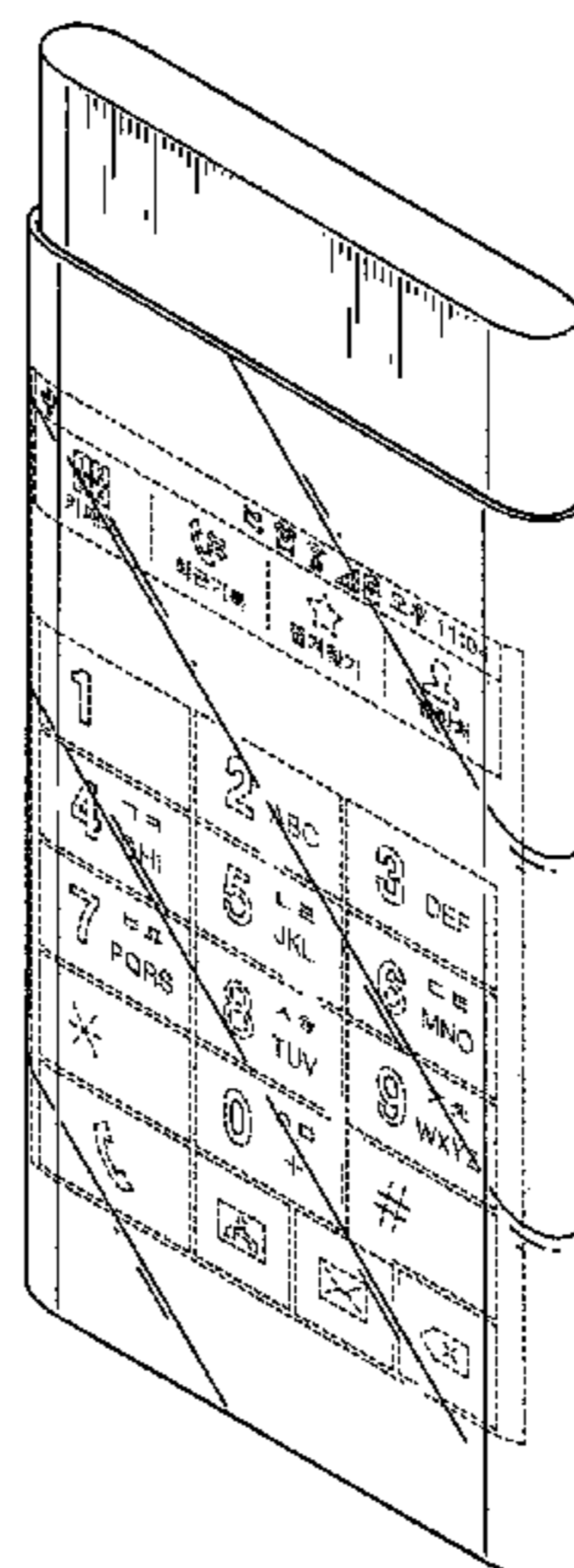
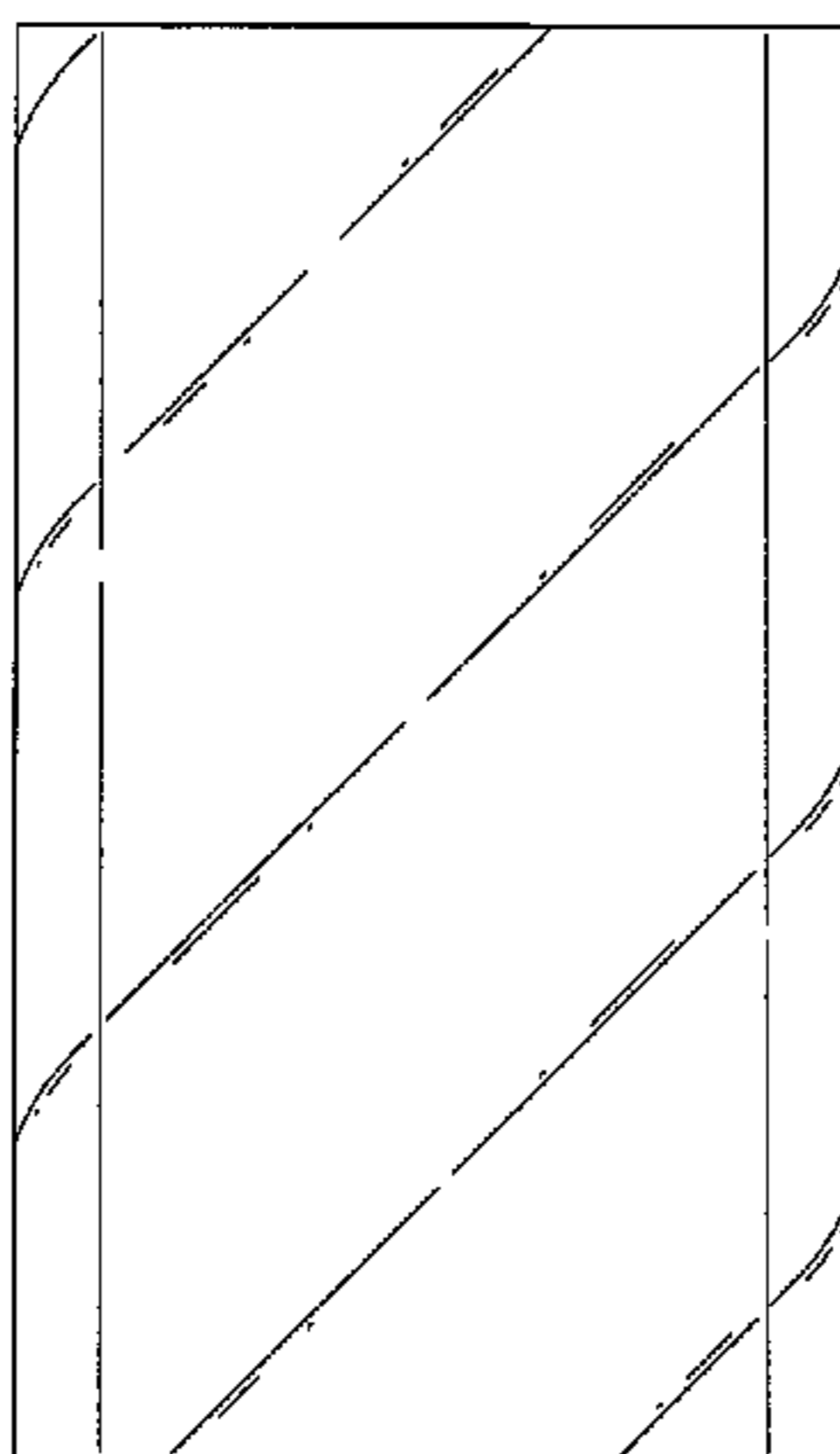
U.S. PATENT DOCUMENTS

D568,338 S * 5/2008 Andre et al. D14/496
D570,876 S * 6/2008 Lee D14/496
D575,304 S * 8/2008 Andre et al. D14/496
D580,391 S * 11/2008 Kim et al. D14/138 AD
D593,525 S * 6/2009 Wang D14/138 AD
D601,994 S * 10/2009 Kim et al. D14/138 G
D605,157 S * 12/2009 Kim et al. D14/138 G
D626,110 S * 10/2010 Kim D14/203.7
D626,111 S * 10/2010 Jun D14/203.7
D630,199 S * 1/2011 Suzuki D14/248

FIG. 1 is a front perspective view of the mobile phone;
FIG. 2 is a front view thereof;
FIG. 3 is a rear view thereof;
FIG. 4 is a left side view thereof;
FIG. 5 is a right side view thereof;
FIG. 6 is a top view thereof;
FIG. 7 is a bottom view thereof;
FIG. 8 is a front perspective view thereof, shown in an in-use state;
FIG. 9 is a rear perspective view thereof, shown in an in-use state; and,
FIG. 10 is an alternate front perspective view thereof, shown in an in-use state.
The broken lines shown in the views are included for the purpose of illustrating portions of the mobile phone that form no part of the claimed design.

(Continued)

1 Claim, 8 Drawing Sheets



(56)

References Cited

U.S. PATENT DOCUMENTS

D631,458	S *	1/2011	Liao et al.	D14/138 G
D652,403	S *	1/2012	Fahlgren et al.	D14/138 G
D654,464	S *	2/2012	Han	D14/138 G
D658,620	S *	5/2012	Lylyk	D14/138 G
D658,621	S *	5/2012	Lylyk	D14/138 G
D662,072	S *	6/2012	Fahlgren et al.	D14/138 G
D665,763	S *	8/2012	Tsai et al.	D14/138 G
D672,329	S *	12/2012	Fahlgren et al.	D14/138 G
D673,926	S *	1/2013	Fahlgren et al.	D14/138 G
D679,269	S *	4/2013	Fahlgren et al.	D14/248
D681,056	S *	4/2013	Akana et al.	D14/496
D684,946	S *	6/2013	Ryu	D14/138 G
D689,035	S *	9/2013	Ryu	D14/138 G
D706,300	S *	6/2014	Akana et al.	D14/496
2005/0227737	A1 *	10/2005	Moon et al.	455/566
2006/0142074	A1	6/2006	Impio et al.	
2007/0247422	A1	10/2007	Vertegaal et al.	
2008/0039151	A1 *	2/2008	Kim et al.	455/566
2011/0102345	A1	5/2011	Kim et al.	

OTHER PUBLICATIONS

LG Prada 3.0, announced Dec. 2011, [online], [retrieved on Feb. 3, 2012]. Retrieved from Internet ,<URL: <http://www.gsmarena.com>>.*

LG Optimus Vu, announced Feb. 2012, [online], [retrieved on Mar. 15, 2012]. Retrieved from Internet ,<URL: <http://www.gsmarena.com>>.*

Panasonic Eluga, announced Feb. 2012, [online], [retrieved on Mar. 15, 2012]. Retrieved from Internet ,<URL: <http://www.gsmarena.com>>.*

Internet Page: See Internet page for URL address. Prior Art Disclosure on a portable terminal of which screen extends to side surfaces. Published Apr. 4, 2012, one sheet.

Internet Page: See Internet page for URL address: Prior Art Disclosure on a portable terminal of which side surfaces are rounded. Published Apr. 18, 2010; one sheet.

* cited by examiner

FIG. 1

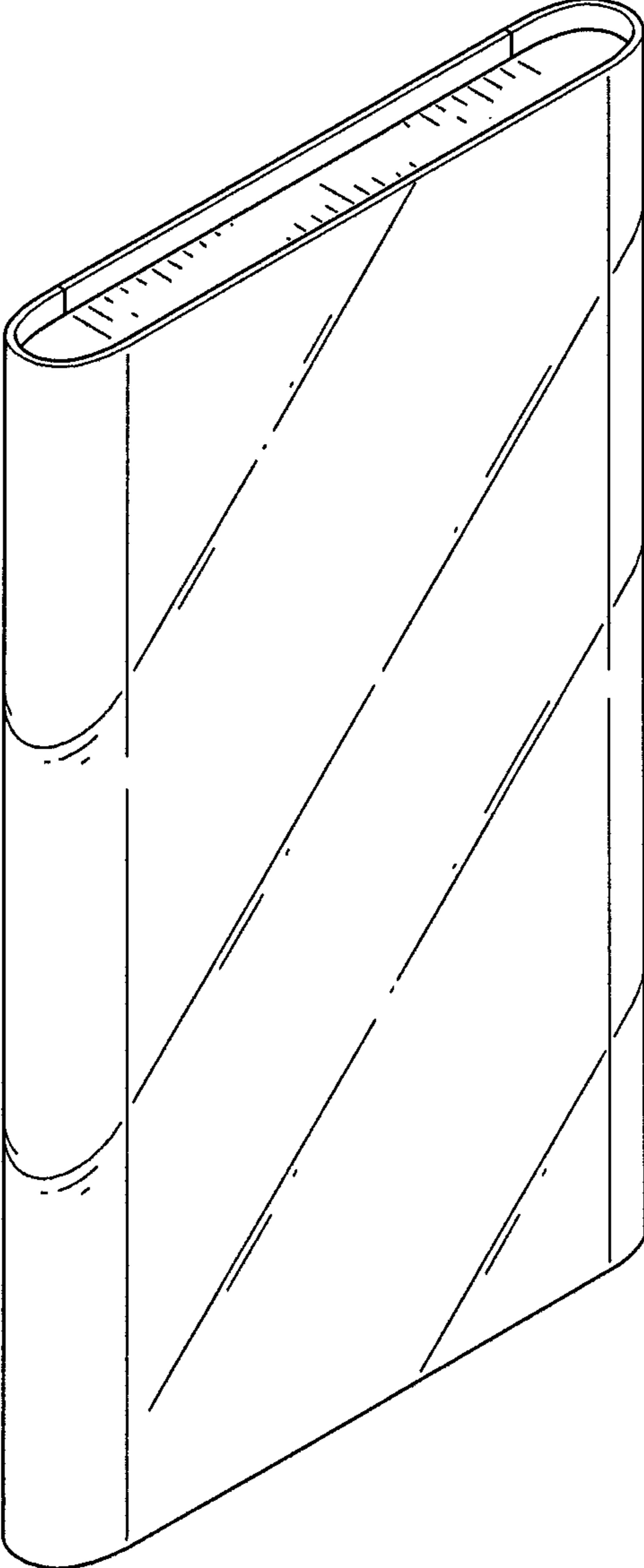


FIG. 2

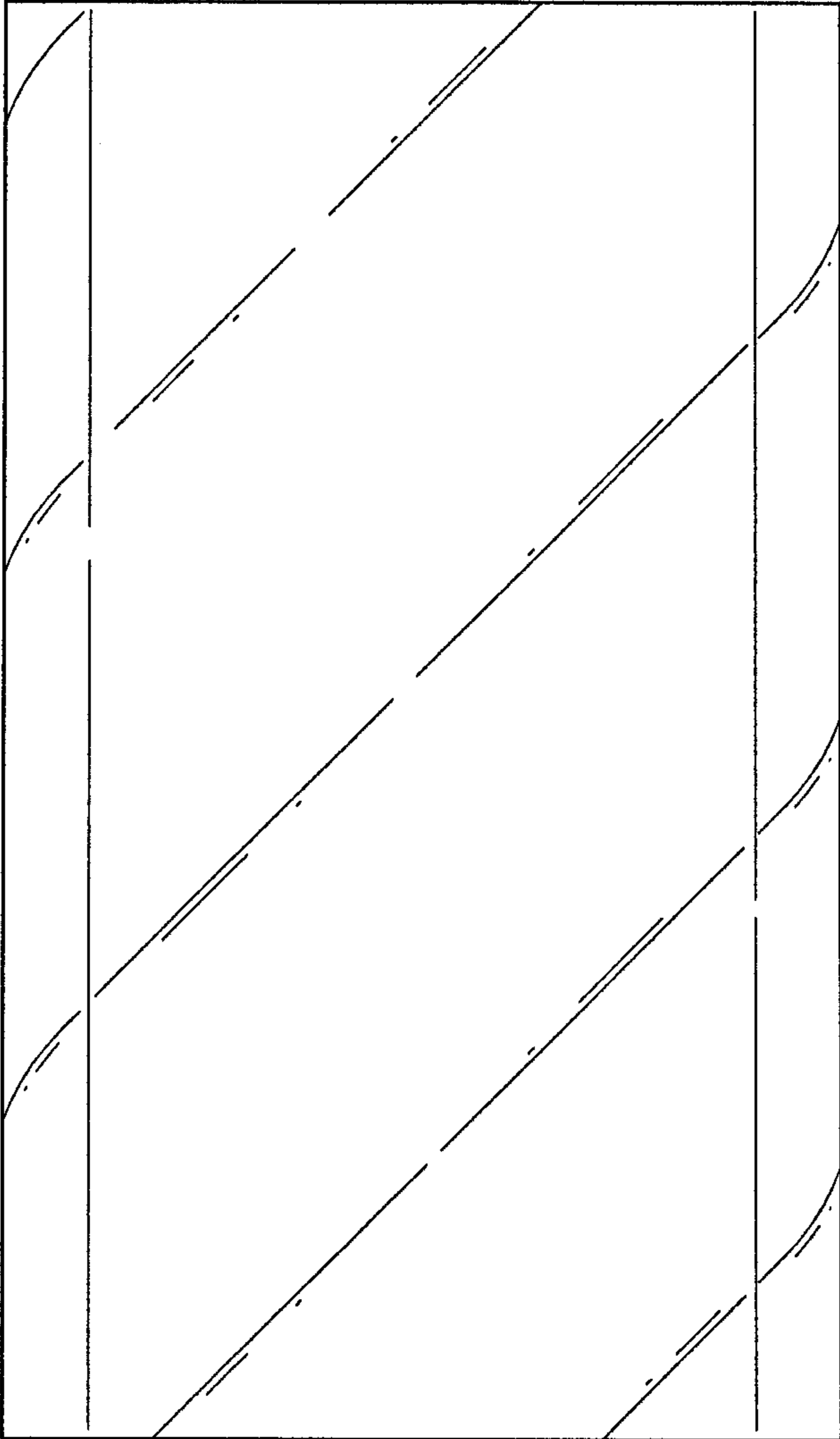


FIG. 3

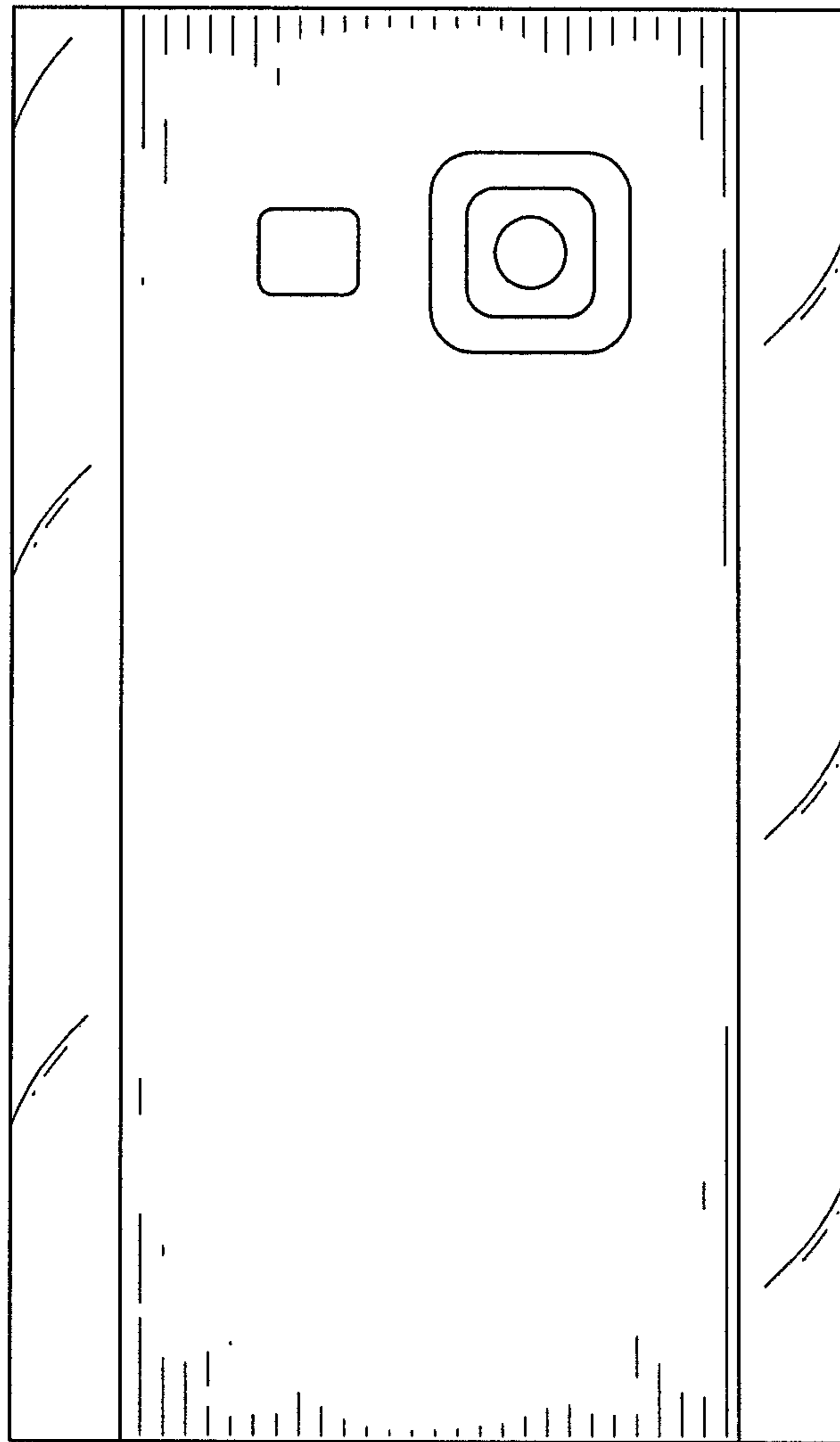


FIG. 4



FIG. 5

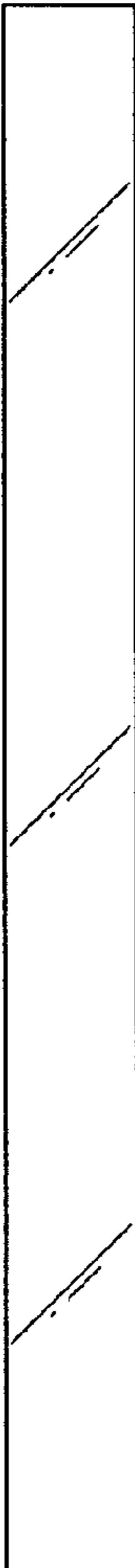


FIG. 6

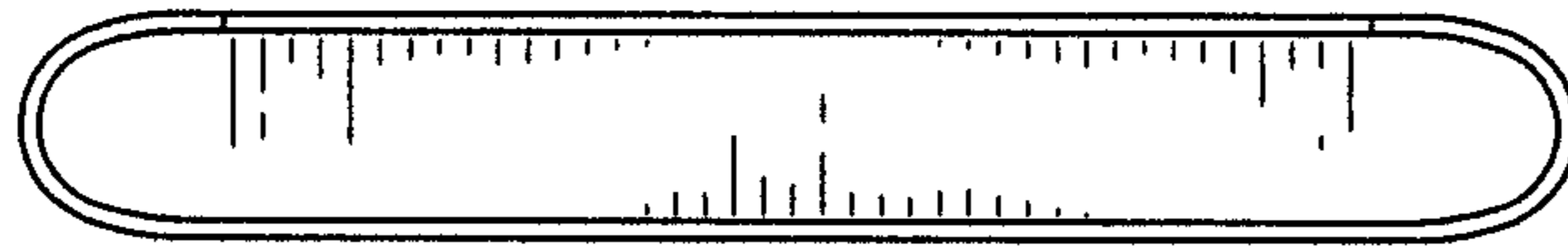


FIG. 7

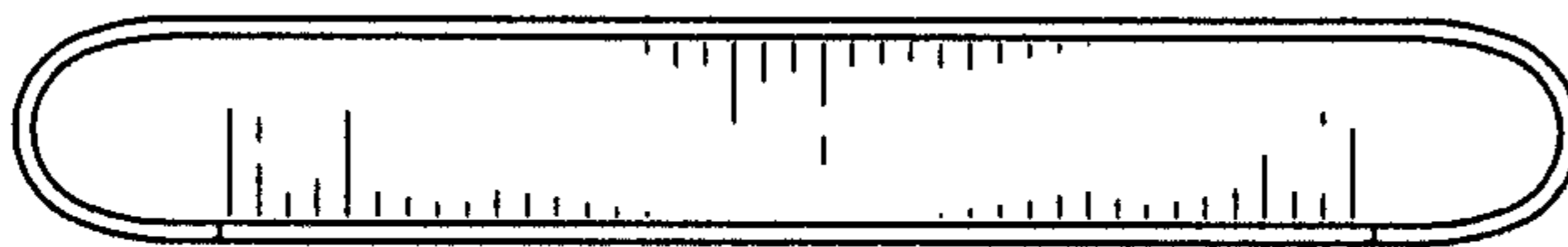


FIG. 8

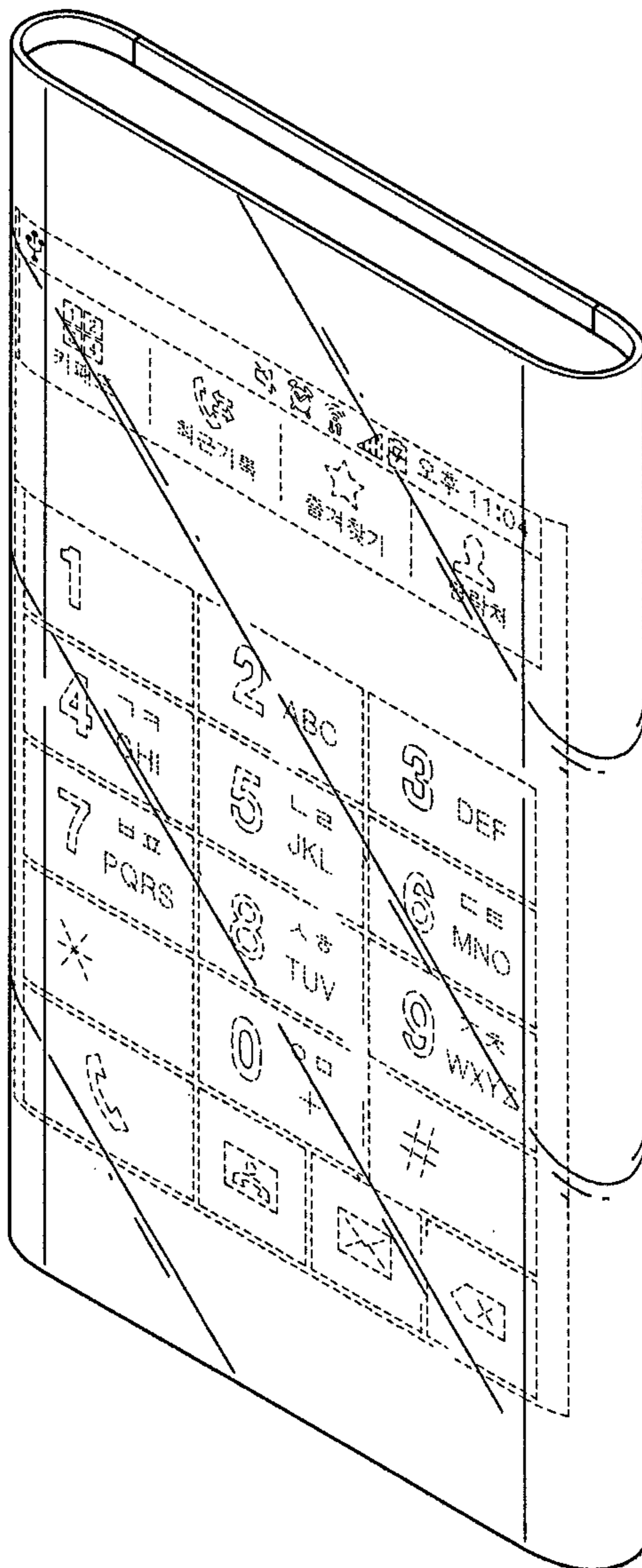


FIG. 9

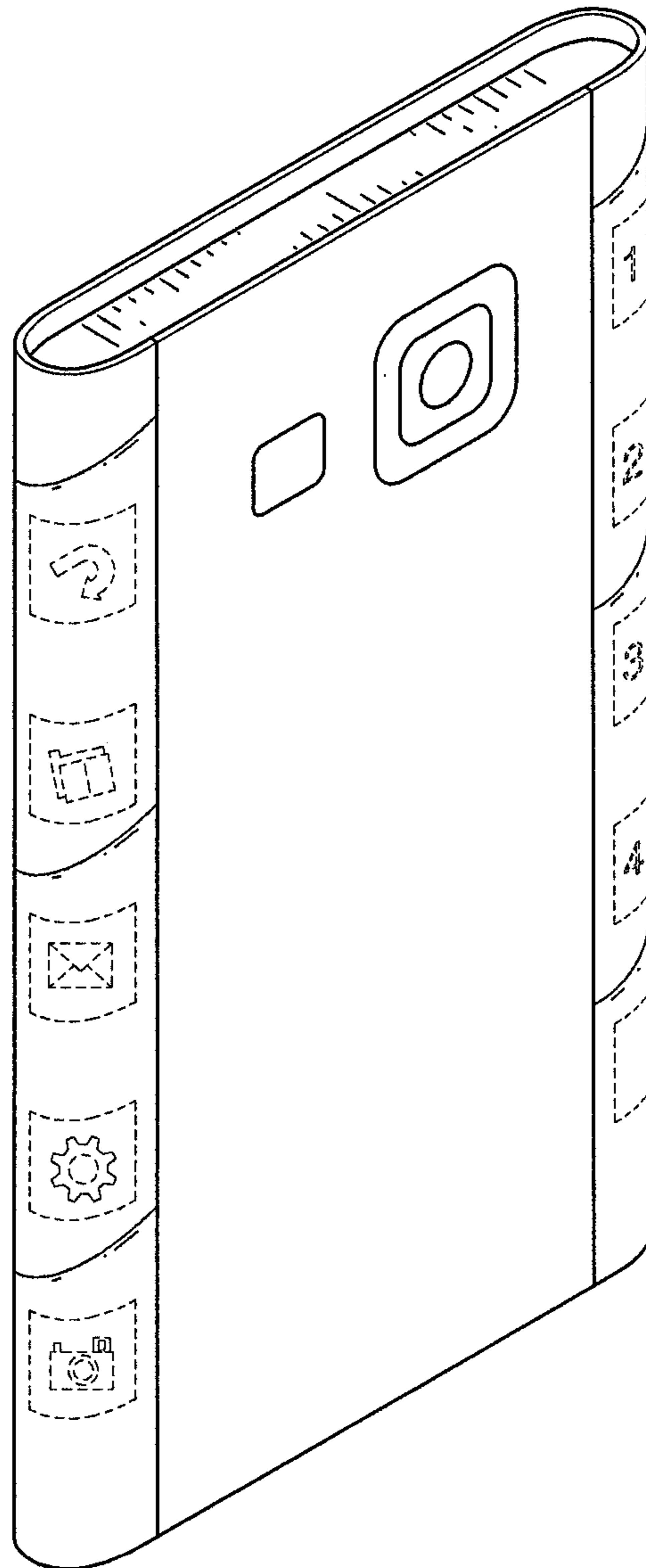


FIG. 10

