

US00D721668S

(12) **United States Design Patent**
Fujimura et al.

(10) **Patent No.:** **US D721,668 S**
(45) **Date of Patent:** **** *Jan. 27, 2015**

(54) **COMMUNICATION DEVICE**

- (71) Applicant: **Motorola Mobility LLC**, Libertyville, IL (US)
- (72) Inventors: **Toshihiro Fujimura**, Chicago, IL (US);
Paul M Pierce, Grayslake, IL (US);
Timothy J Sutherland, Gurnee, IL (US)
- (73) Assignee: **Motorola Mobility LLC**, Chicago, IL (US)
- (*) Notice: This patent is subject to a terminal disclaimer.
- (**) Term: **14 Years**
- (21) Appl. No.: **29/441,082**
- (22) Filed: **Dec. 31, 2012**
- (51) **LOC (10) Cl.** **14-03**
- (52) **U.S. Cl.**
USPC **D14/138 G**
- (58) **Field of Classification Search**
USPC D14/138 R, 138 AD, 138 AC, 138 C,
D14/138 G, 137, 341-347, 247-248;
455/566, 575.1, 575.3, 575.4
See application file for complete search history.

(56) **References Cited**

U.S. PATENT DOCUMENTS

- D337,569 S * 7/1993 Kando D14/341
- D548,713 S * 8/2007 Lee et al. D14/138 AD

(Continued)

OTHER PUBLICATIONS

Acer Liquid Gallant E350, announced Aug. 2012, [online], [retrieved on Aug. 21, 2012]. Retrieved from Internet ,<URL: <http://www.gsmarena.com>>.*

(Continued)

Primary Examiner — Bridget L Eland

(74) *Attorney, Agent, or Firm* — Gary J. Cunningham

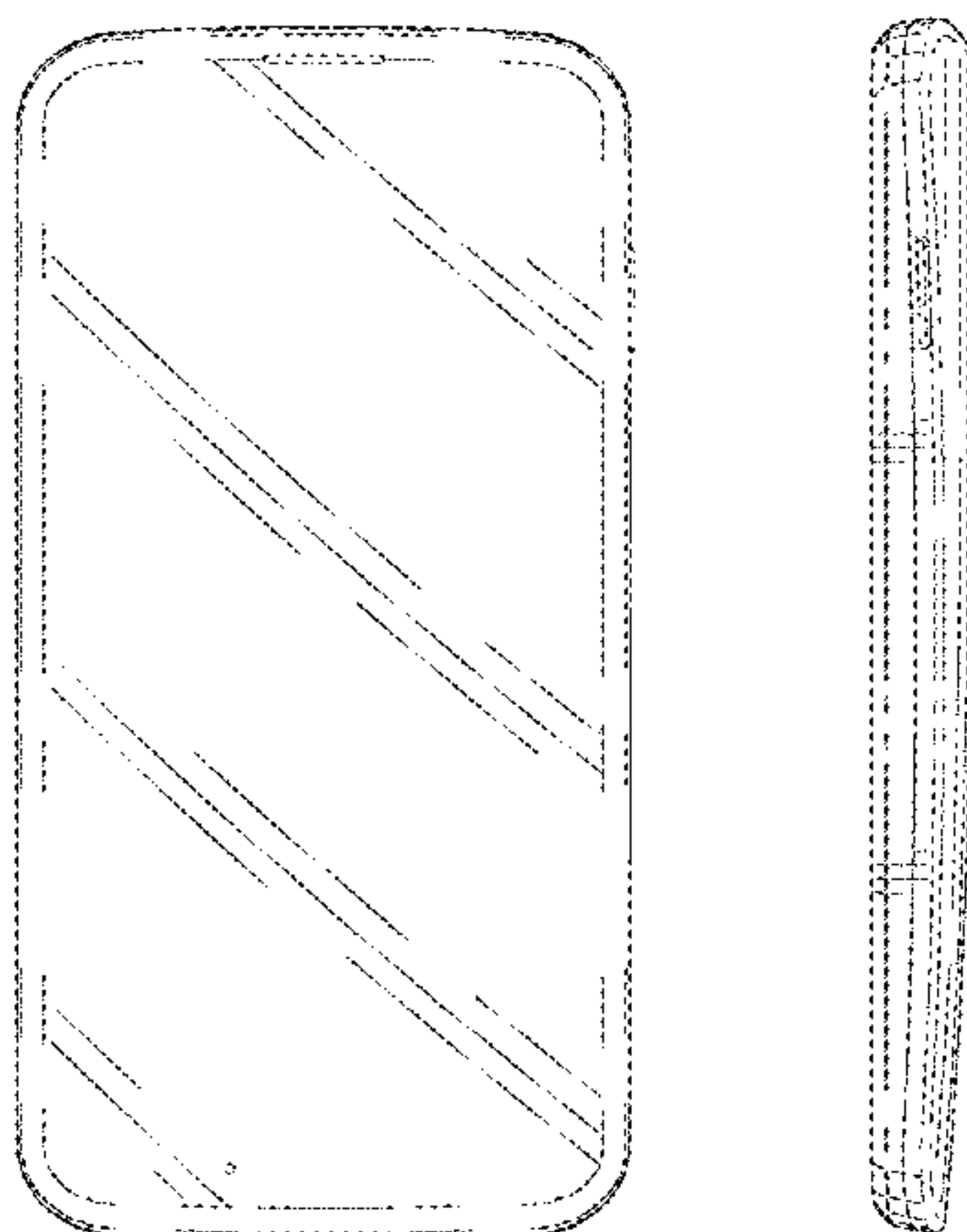
(57) **CLAIM**

The ornamental design for a communication device, as shown and described.

DESCRIPTION

FIG. 1 is a front perspective view of a first embodiment of an ornamental design for a communication device;
 FIG. 2 is a rear perspective view of the first embodiment thereof;
 FIG. 3 is a front view of the first embodiment thereof;
 FIG. 4 is a rear view of the first embodiment thereof;
 FIG. 5 is a first side view of the first embodiment thereof;
 FIG. 6 is a second side view of the first embodiment thereof;
 FIG. 7 is a top view of the first embodiment thereof; and
 FIG. 8 is a bottom view of the first embodiment thereof.
 FIG. 9 is a front perspective view of a second embodiment of an ornamental design for a communication device;
 FIG. 10 is a rear perspective view of the second embodiment thereof;
 FIG. 11 is a front view of the second embodiment thereof;
 FIG. 12 is a rear view of the second embodiment thereof;
 FIG. 13 is a first side view of the second embodiment thereof;
 FIG. 14 is a second side view of the second embodiment thereof;
 FIG. 15 is a top view of the second embodiment thereof; and
 FIG. 16 is a bottom view of the second embodiment thereof.
 FIG. 17 is a front perspective view of a third embodiment of an ornamental design for a communication device;
 FIG. 18 is a rear perspective view of the third embodiment thereof;
 FIG. 19 is a front view of the third embodiment thereof;
 FIG. 20 is a rear view of the third embodiment thereof;
 FIG. 21 is a first side view of the third embodiment thereof;
 FIG. 22 is a second side view of the third embodiment thereof;
 FIG. 23 is a top view of the third embodiment thereof; and
 FIG. 24 is a bottom view of the third embodiment thereof.
 The broken lines shown in FIGS. 1-16, that are immediately adjacent to the shaded areas, and define unshaded regions, represent the bounds of the first and second embodiments, while all other broken lines are directed to environment and are for illustrative purposes only; the broken lines form no part of the first or second embodiment.

1 Claim, 18 Drawing Sheets



(56)

References Cited

U.S. PATENT DOCUMENTS

D605,626	S	*	12/2009	Park	D14/203.7
7,647,079	B2	*	1/2010	Zuo et al.	455/575.1
D619,989	S	*	7/2010	Huang	D14/138 G
D622,692	S		8/2010	McWilliam et al.		
D624,896	S	*	10/2010	Park et al.	D14/138 G
D629,779	S	*	12/2010	Ahn et al.	D14/138 G
D639,261	S		6/2011	Garnham et al.		
D640,219	S		6/2011	Sutherland et al.		
D640,663	S	*	6/2011	Arnholt et al.	D14/138 G
D652,003	S	*	1/2012	Park et al.	D14/138 G
D654,461	S	*	2/2012	Kim et al.	D14/138 AD
D656,477	S	*	3/2012	Yi et al.	D14/138 G
D658,147	S	*	4/2012	Yoon	D14/138 G
D660,273	S	*	5/2012	Jung	D14/138 AD
D671,086	S	*	11/2012	Yu et al.	D14/138 G
D676,400	S	*	2/2013	Kitamura	D14/138 G
D681,584	S	*	5/2013	Sung	D14/138 G
D687,002	S	*	7/2013	Song et al.	D14/138 G
D687,795	S	*	8/2013	Kim et al.	D14/138 AD
D687,799	S	*	8/2013	Shin et al.	D14/138 G
D698,782	S	*	2/2014	Hong	D14/341
D699,206	S	*	2/2014	Kim	D14/138 G
D700,596	S	*	3/2014	Jung et al.	D14/248
D700,902	S	*	3/2014	Park	D14/138 G
D701,848	S	*	4/2014	Im	D14/138 G
D703,203	S	*	4/2014	Hong	D14/341

OTHER PUBLICATIONS

Icemobile Shine, announced Jun. 2011, [online], [retrieved on Aug. 19, 2011]. Retrieved from Internet ,<URL: <http://www.gsmarena.com>>.*

Samsung C3300K Champ, announced May 2010, [online], [retrieved on Jun. 12, 2010]. Retrieved from Internet ,<URL: <http://www.gsmarena.com>>.*

HTC Touch Pro2, announced Feb. 2009, [online], [retrieved on Feb. 20, 2009]. Retrieved from Internet ,<URL: <http://www.gsmarena.com>>.*

Ye Xu, "Communication Device", Jul. 27, 2010, U.S. Appl. No. 29/366,531.

Daniel Mota Veiga. "Communication Device", Apr. 28, 2012, U.S. Appl. No. 29/390,661.

Cheol Woo Park, "Communication Device", Dec. 7, 2011, U.S. Appl. No. 29/408,145.

Cheol Woo Park, "Communication Device", Jun. 19, 2012, U.S. Appl. No. 29/425,020.

Ting-Bo Chen, "Communication Device", Sep. 25, 2012. U.S. Appl. No. 29/433,058.

Timothy J. Sutherland, "Communication Device", Jul. 11, 2011, U.S. Appl. No. 29/397,066.

Wei Zhang, "Communication Device", Nov. 3, 2011, U.S. Appl. No. 29/405,613.

Katherine C. Morgenroth, "Communication Device", Nov. 10, 2011, U.S. Appl. No. 29/406,132.

Timothy J. Wutherland, "Communication Device", Jan. 5, 2012, U.S. Appl. No. 29/410,202.

Vincent Kenya Shyu, "Communication Device", May 15, 2012, U.S. Appl. No. 29/422,009.

Lei Xia, "Communication Device", May 24, 2012, U.S. Appl. No. 29/422,833.

Toshihiro Fujimura, et al., "Communication Device", Jun. 21, 2012, U.S. Appl. No. 29/425,332.

HTC, "HTC One X", Oct. 22, 2012, 1 page, <http://www.htc.com/us/smartphones/htc-one-x-att/>.

Toshihiro Fujimura, et al., "Communication Device", Oct. 22, 2012, U.S. Appl. No. 29/435,268.

* cited by examiner

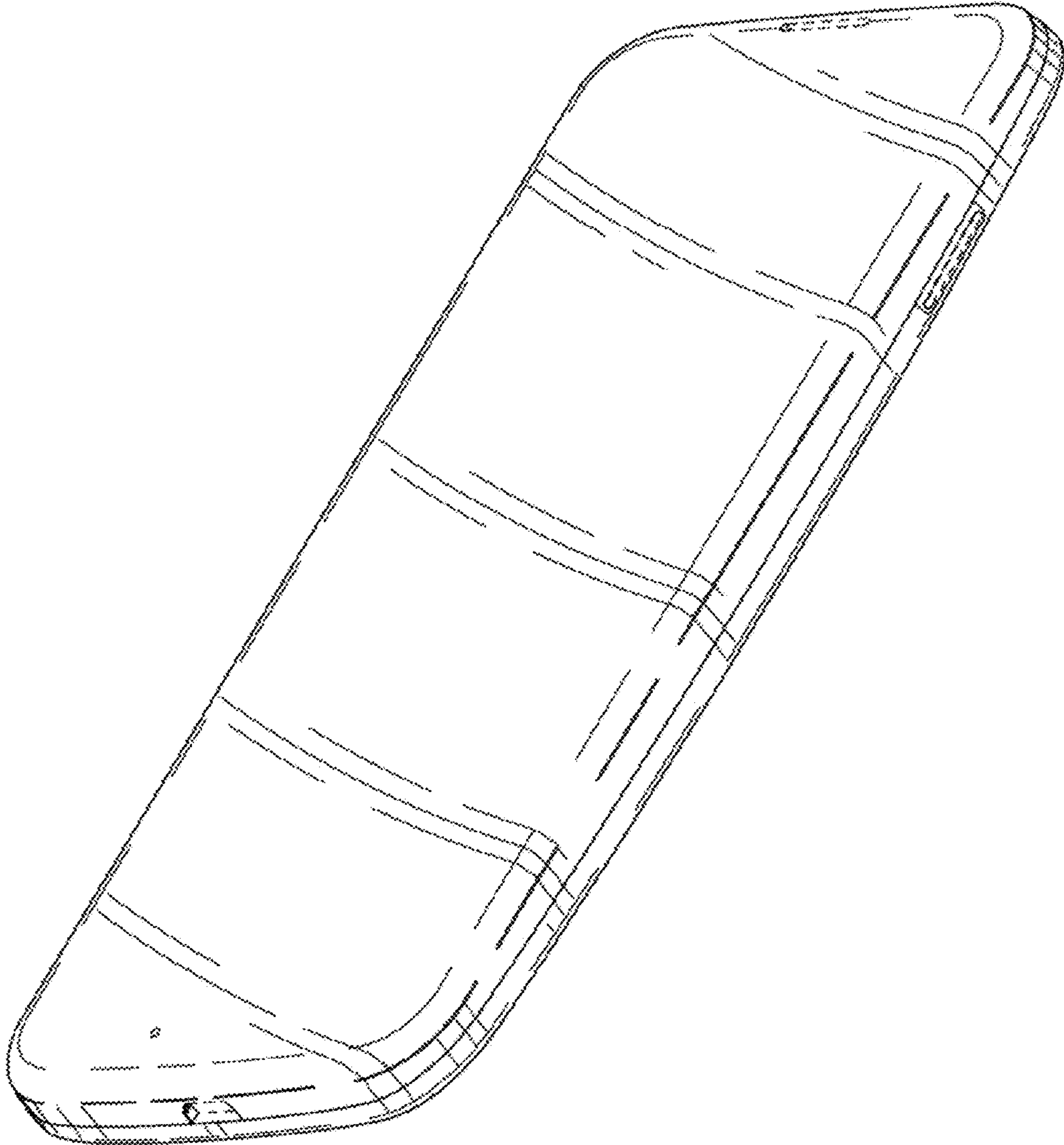


FIG. 1

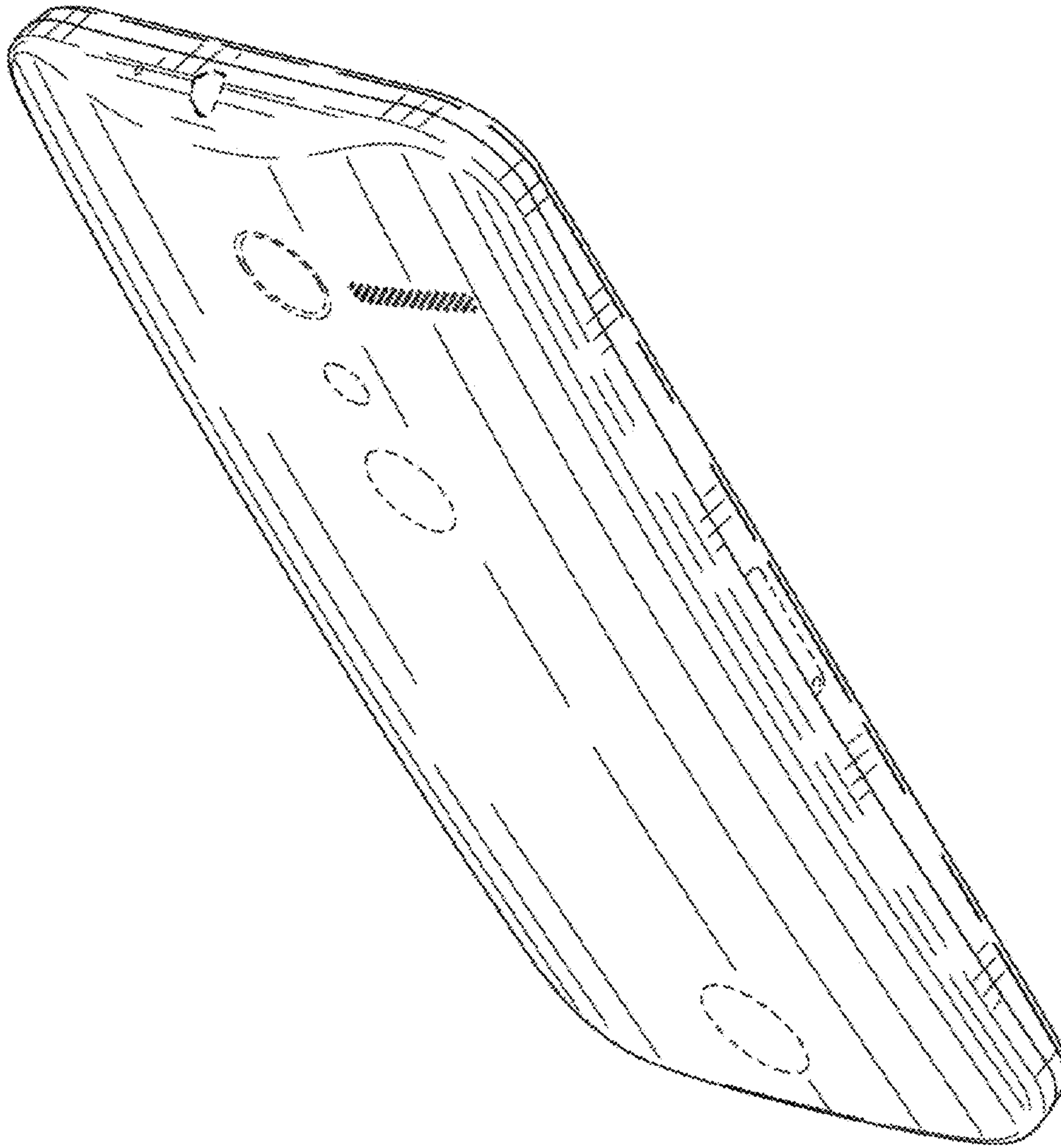


FIG. 2

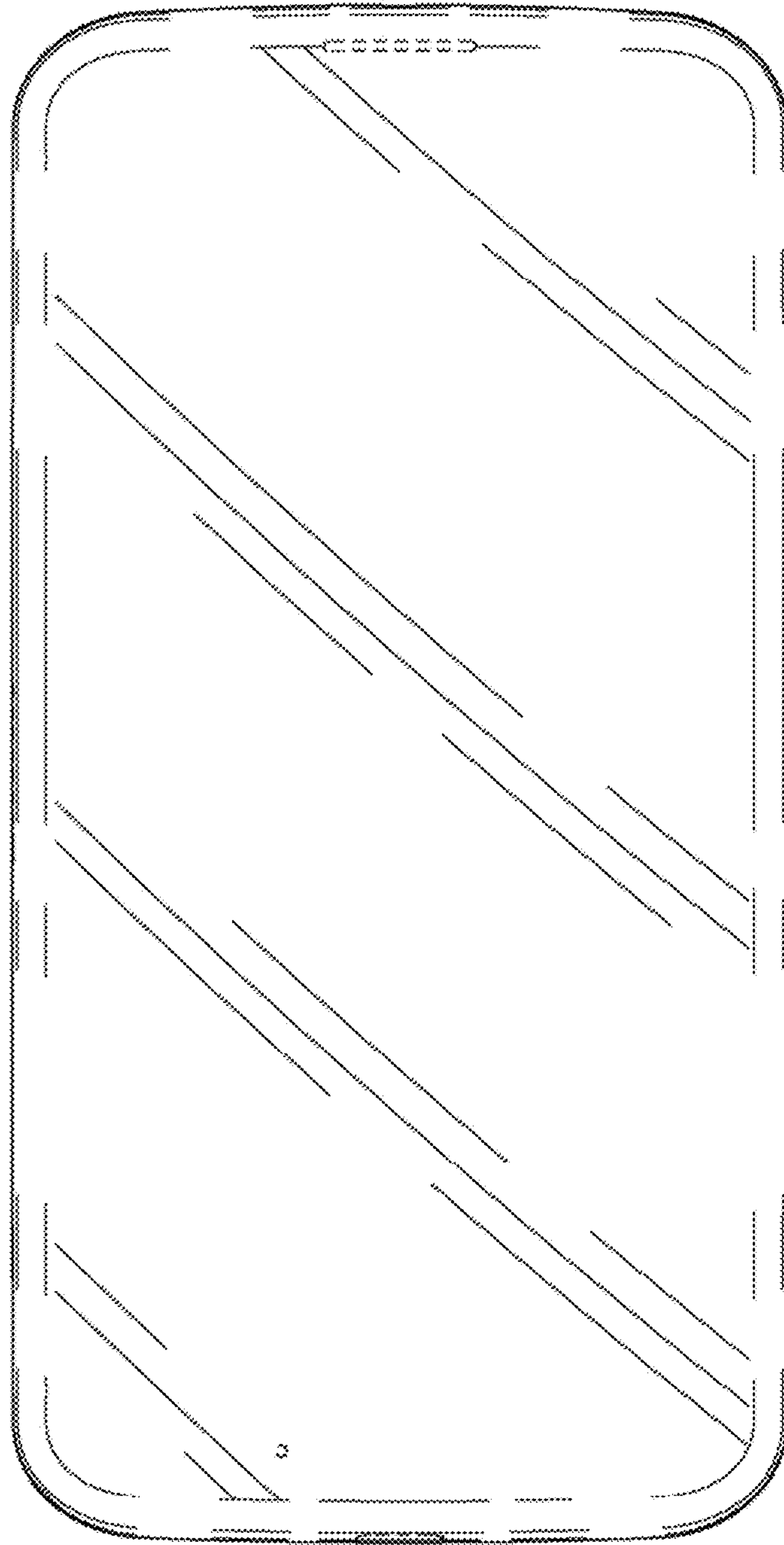


FIG. 3

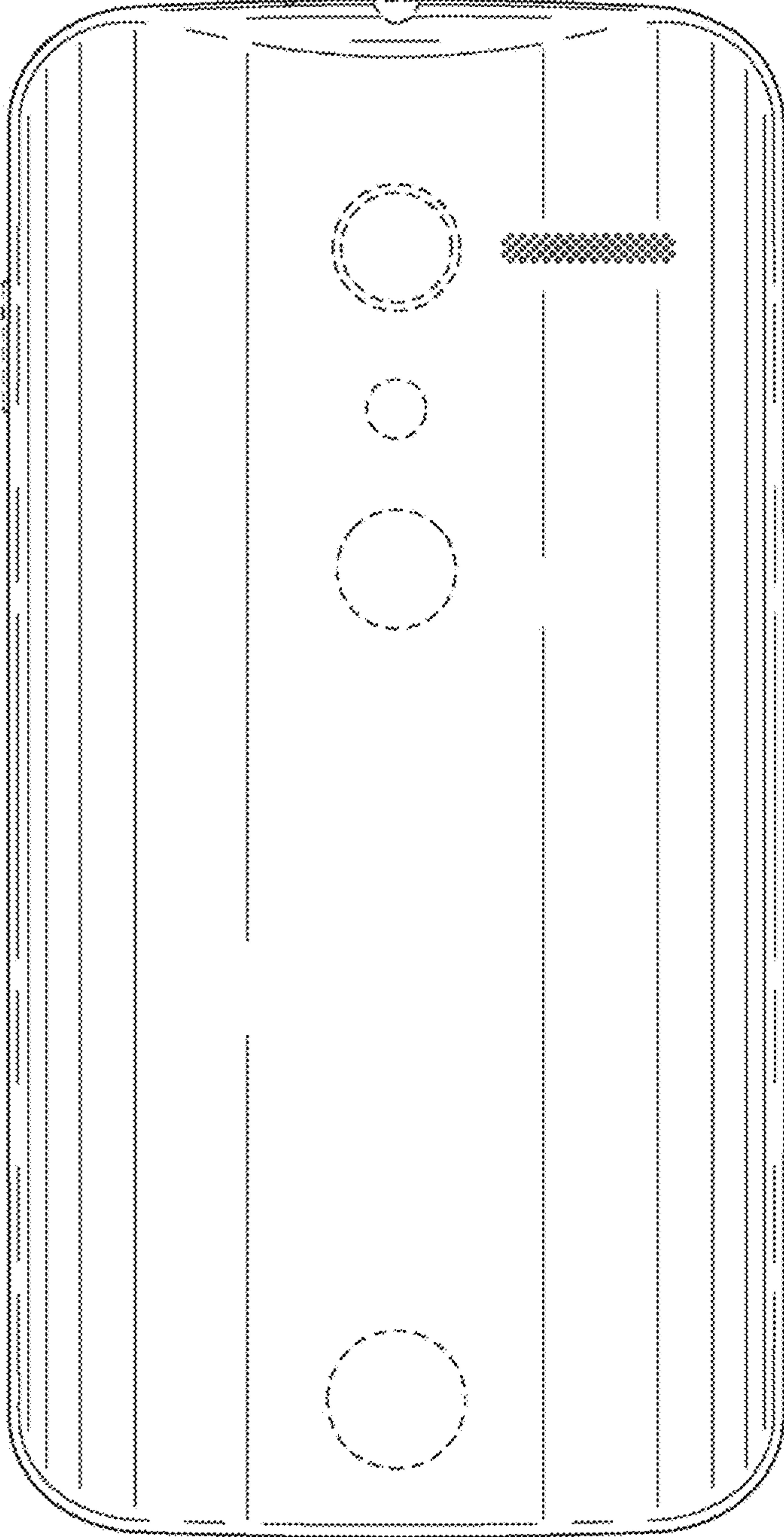


FIG. 4




FIG. 5




FIG. 6

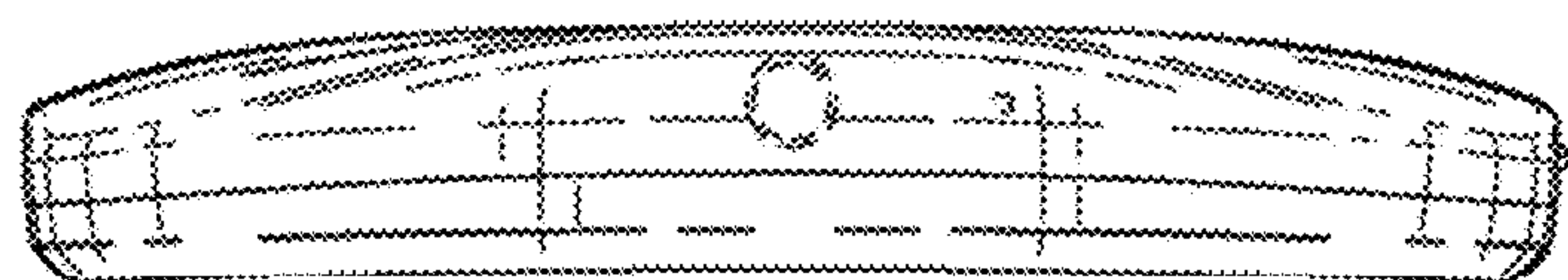


FIG. 7




FIG. 8

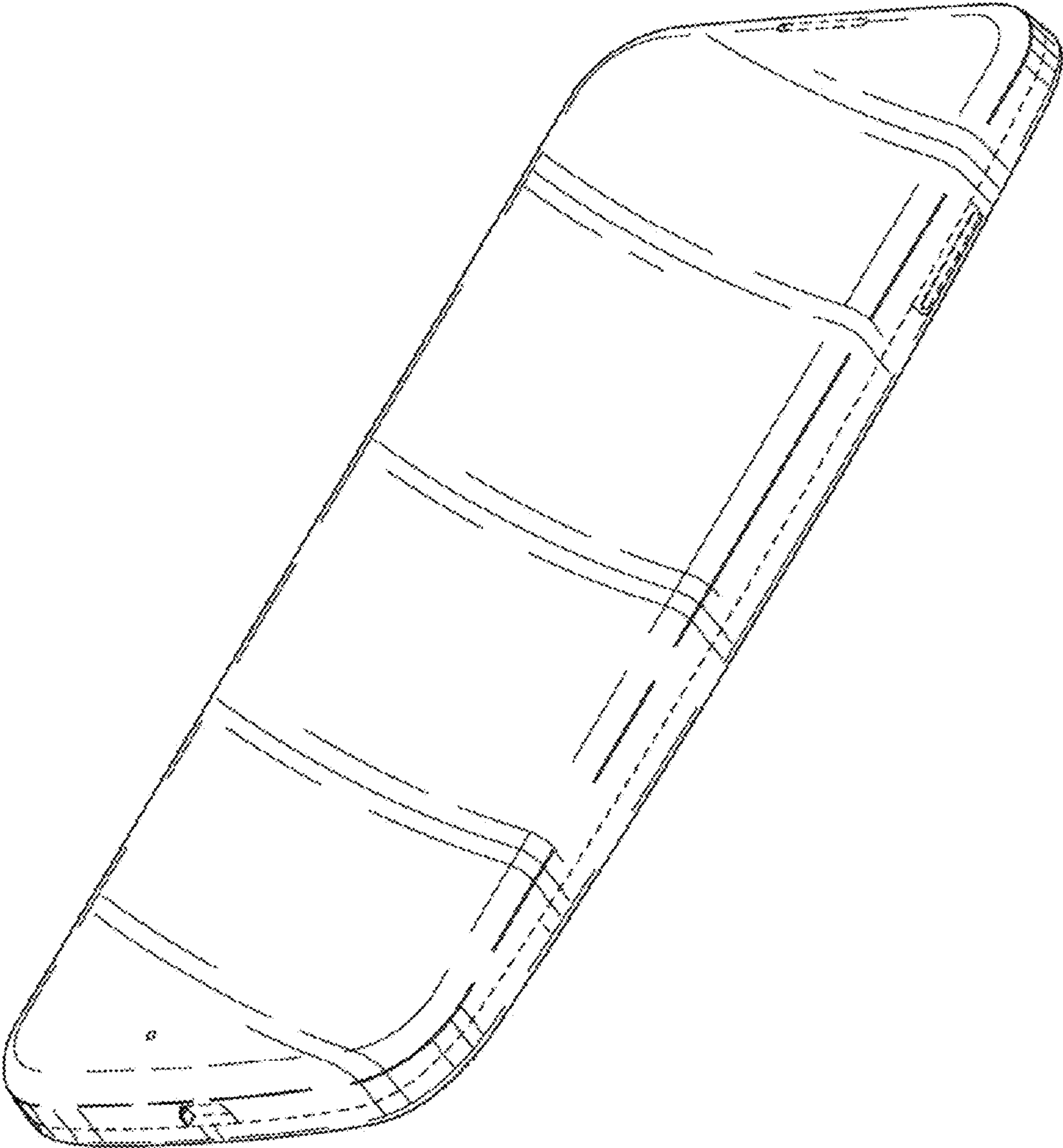


FIG. 9

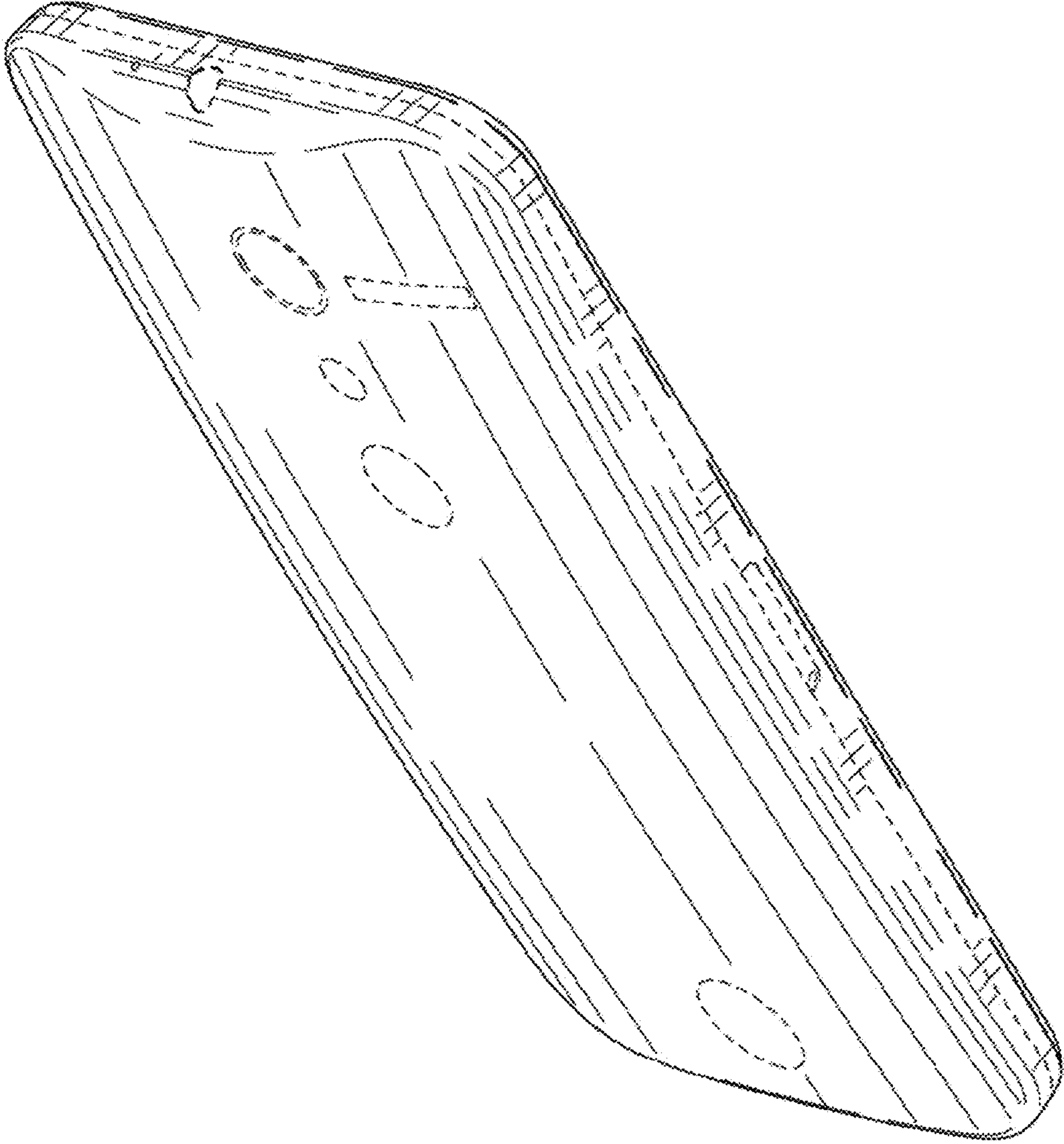


FIG. 10

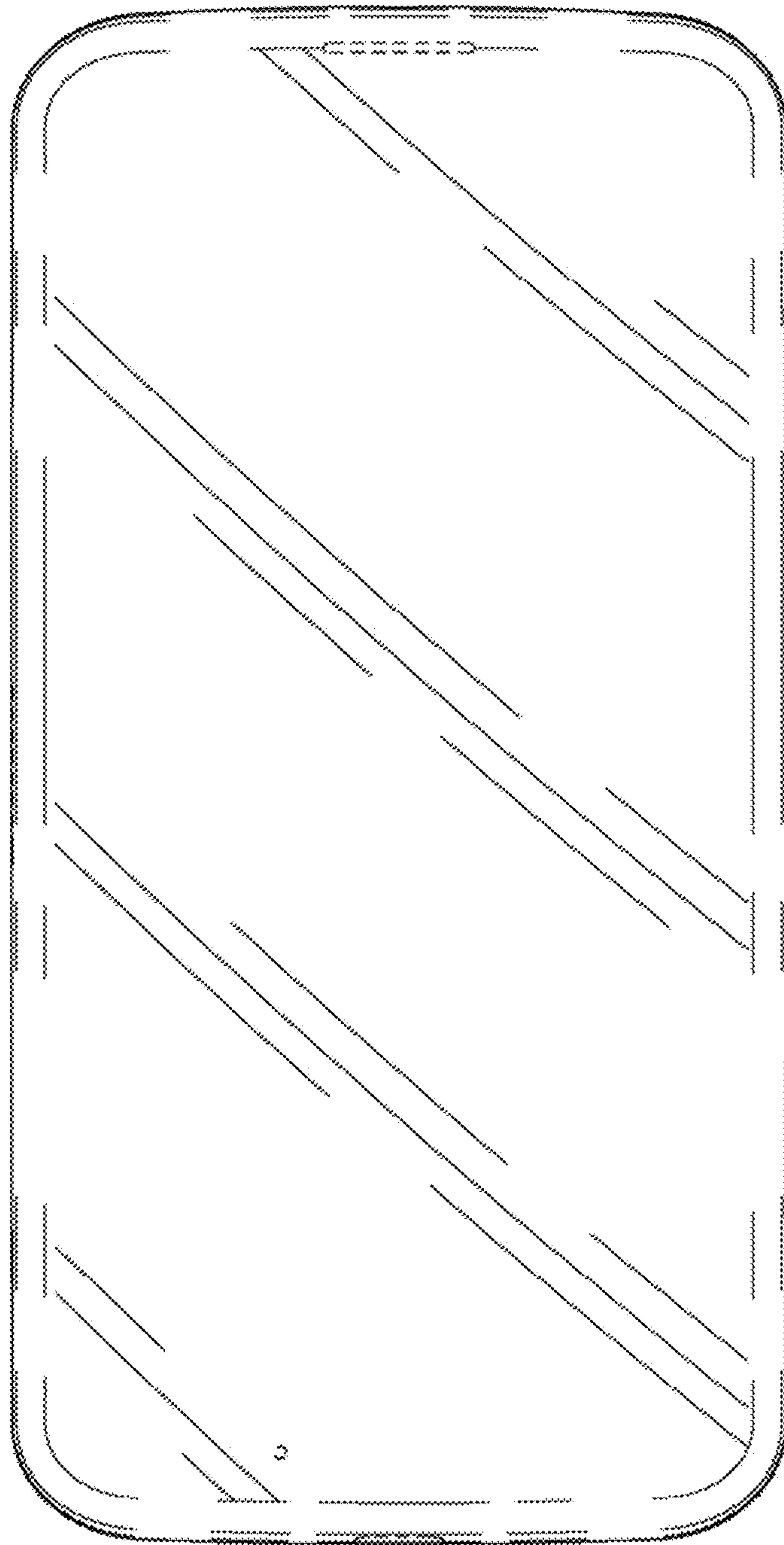


FIG. 11

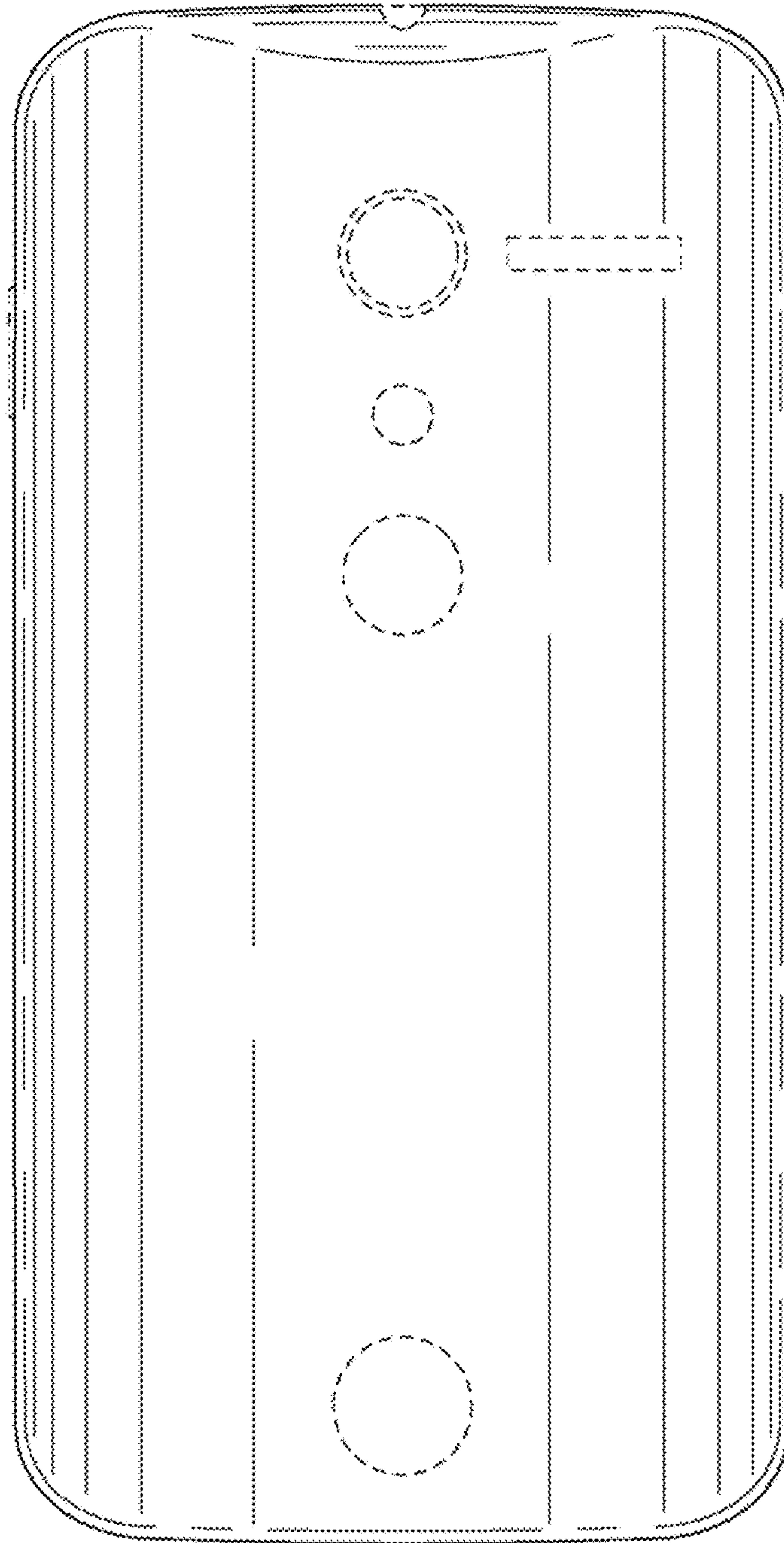


FIG. 12




FIG. 13




FIG. 14

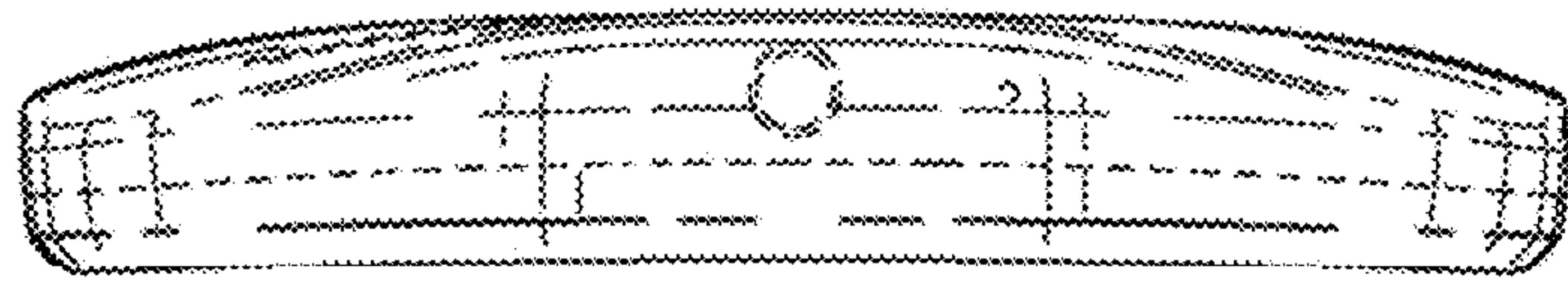


FIG. 15




FIG. 16

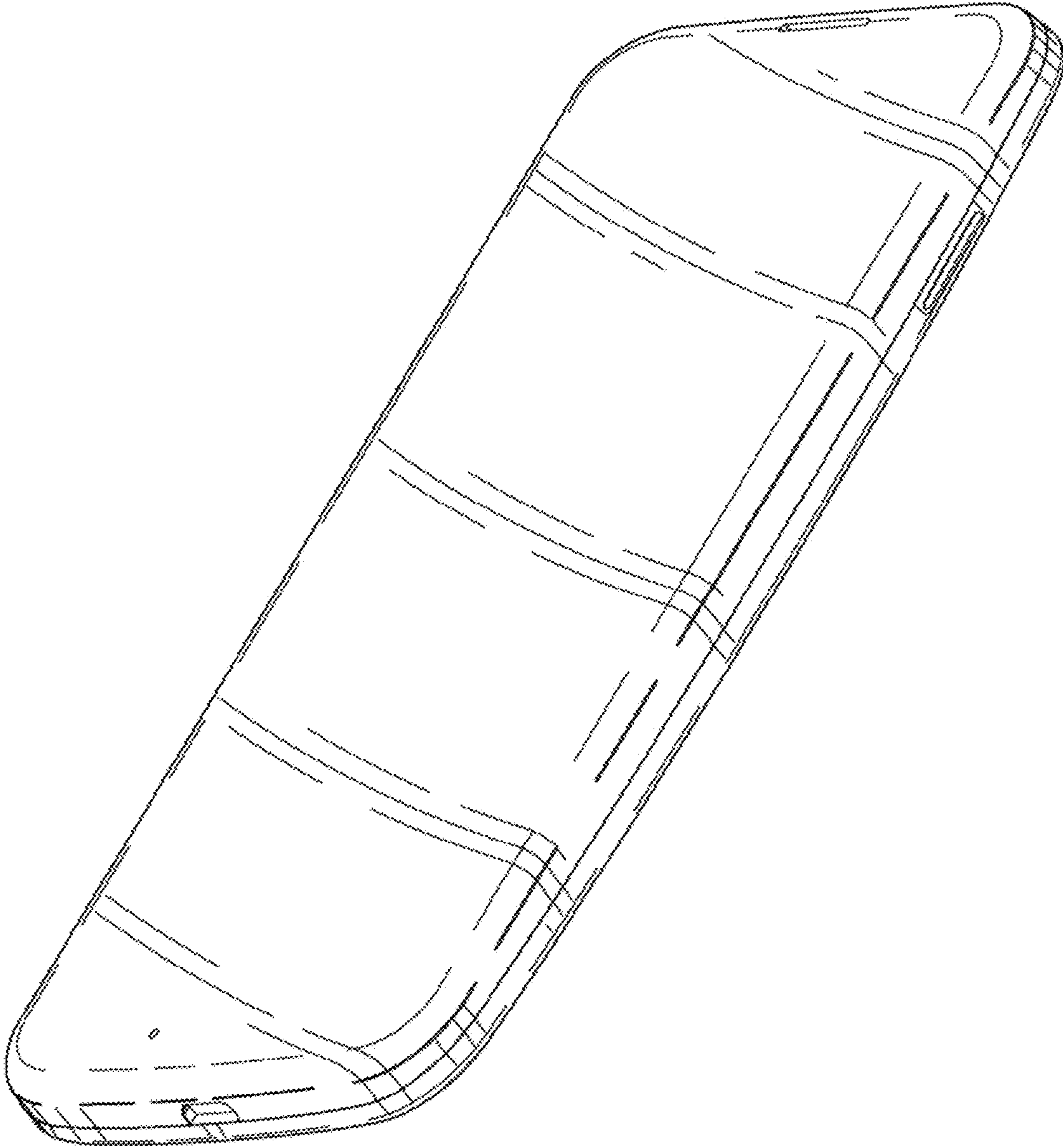


FIG. 17

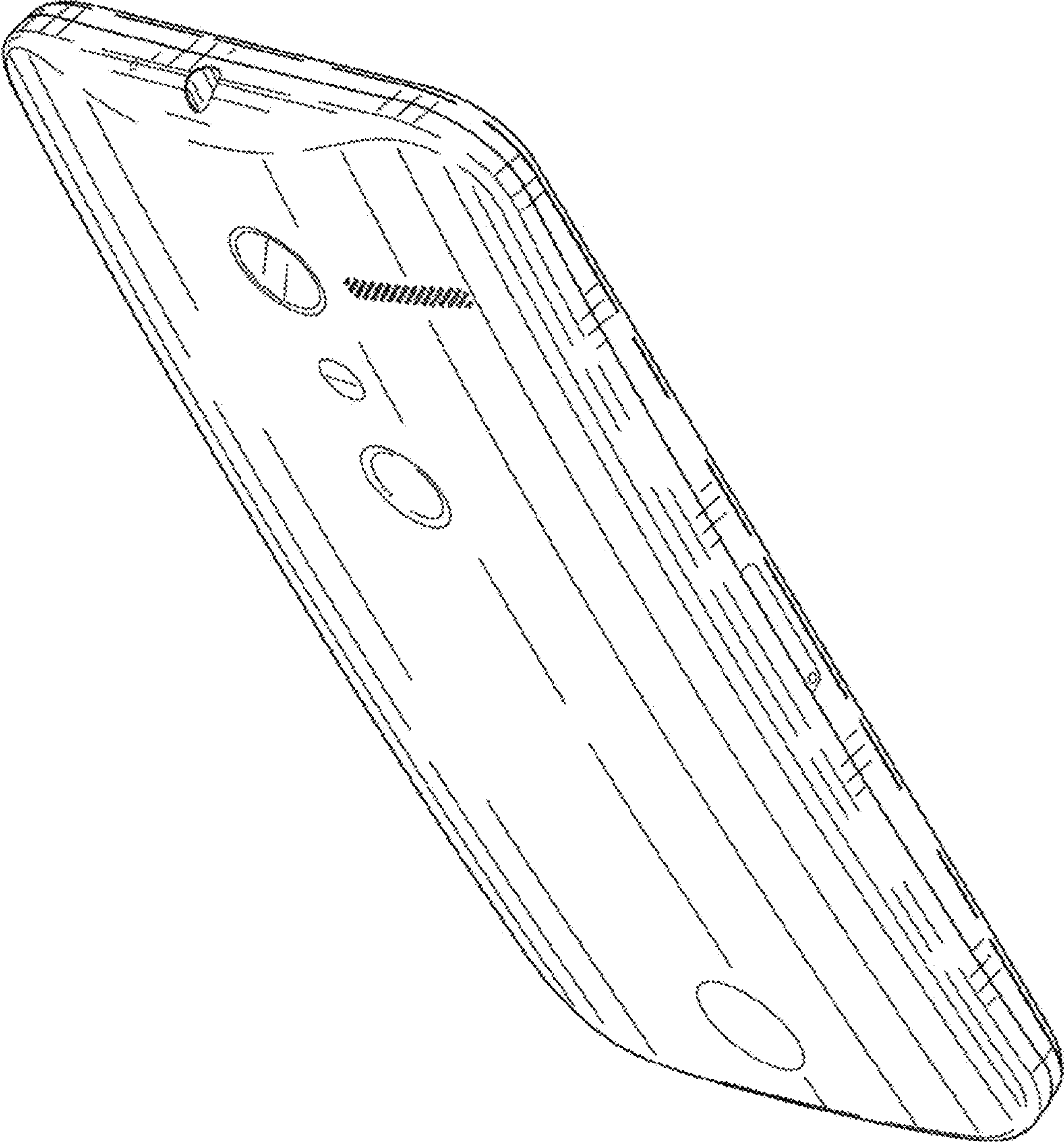


FIG. 18

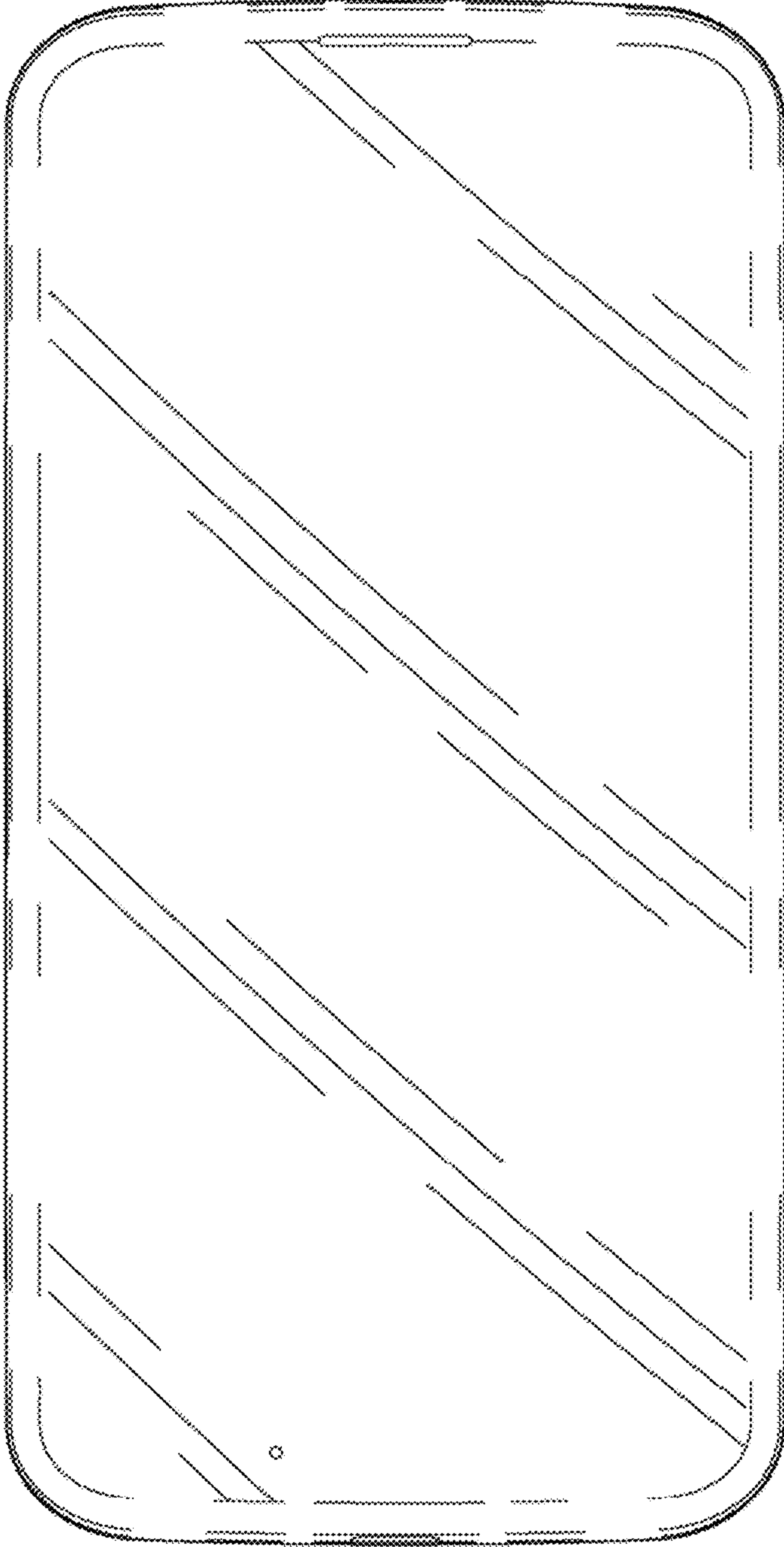


FIG. 19

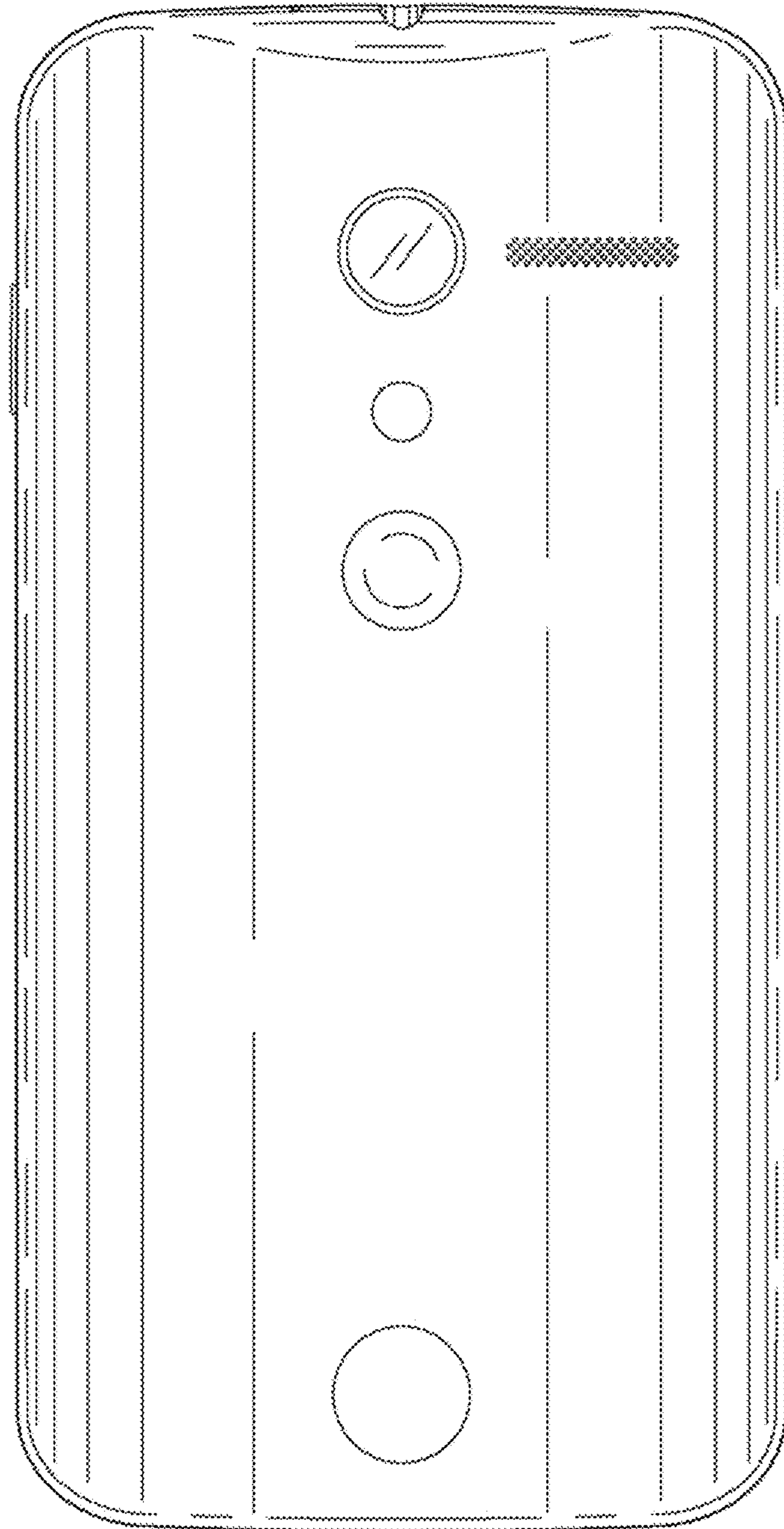


FIG. 20




FIG. 21




FIG. 22




FIG. 23




FIG. 24