



US00D721653S

(12) **United States Design Patent**
Lee et al.

(10) **Patent No.:** **US D721,653 S**
(45) **Date of Patent:** **** Jan. 27, 2015**

(54) **POWER SOCKET**

(71) Applicant: **Powertech Industrial Co., Ltd.**, New Taipei (TW)

(72) Inventors: **Yu-Lung Lee**, New Taipei (TW); **Chi Feng Cheng**, New Taipei (TW)

(73) Assignee: **Powertech Industrial Co., Ltd.**, New Taipei (TW)

(**) Term: **14 Years**

(21) Appl. No.: **29/486,975**

(22) Filed: **Apr. 4, 2014**

(30) **Foreign Application Priority Data**

Jan. 29, 2014 (TW) 103300601

(51) **LOC (10) Cl.** **13-03**

(52) **U.S. Cl.**
USPC **D13/139.3**

(58) **Field of Classification Search**
USPC D13/139.1, 139.3, 137.2, 137.1, 137.3,
D13/138.1, 138.2, 139.7, 130, 160, 108,
D13/152, 154, 156, 199; 174/53, 50, 58, 55,
174/66-68; 439/107, 108, 135, 136,
439/620.15; 361/692, 752; 307/11
See application file for complete search history.

(56) **References Cited**

U.S. PATENT DOCUMENTS

D558,676 S * 1/2008 Fort et al. D13/139.3
D568,817 S * 5/2008 Yu D13/139.7
D573,952 S * 7/2008 Schwartz D13/139.1
8,344,250 B2 * 1/2013 Padro 174/53

D679,256 S * 4/2013 Ericksen et al. D13/156
D680,953 S * 4/2013 Kuo D13/137.2
D693,305 S * 11/2013 Kuo et al. D13/137.2
D694,706 S * 12/2013 Kuo D13/108
D695,693 S * 12/2013 Lee et al. D13/152
D700,892 S * 3/2014 Segnit D13/137.2
D702,640 S * 4/2014 Restrepo et al. D13/139.1
D703,139 S * 4/2014 Dodal et al. D13/139.1
8,696,368 B2 * 4/2014 Quezada 439/108
8,758,031 B2 * 6/2014 Cheng et al. 439/107

* cited by examiner

Primary Examiner — Ian Simmons

Assistant Examiner — Rhea Shields

(74) *Attorney, Agent, or Firm* — Li & Cai Intellectual Property (USA) Office

(57) **CLAIM**

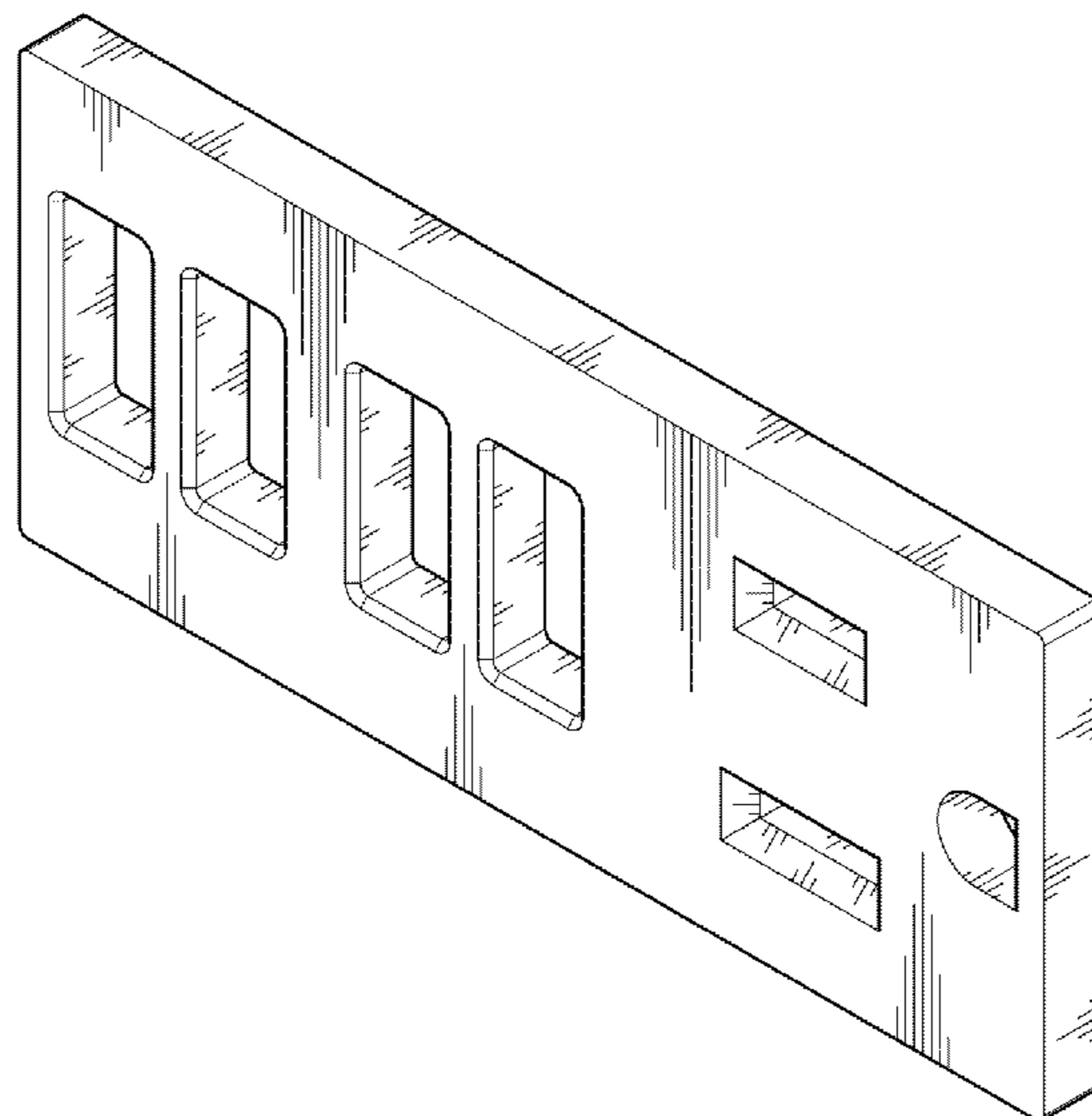
The ornamental design for a “power socket,” as shown and described.

DESCRIPTION

FIG. 1 is a perspective view of a power socket showing our new design;
FIG. 2 is a front view thereof;
FIG. 3 is a rear view thereof;
FIG. 4 is a left side view thereof;
FIG. 5 is a right side view thereof;
FIG. 6 is a top view thereof;
FIG. 7 is a bottom view thereof;
FIG. 8 is a perspective view viewed from another visual angle thereof; and,
FIG. 9 is a perspective view showing the practical usage thereof.

The broken lines depict portions of the power socket which form no part of the claimed design.

1 Claim, 6 Drawing Sheets



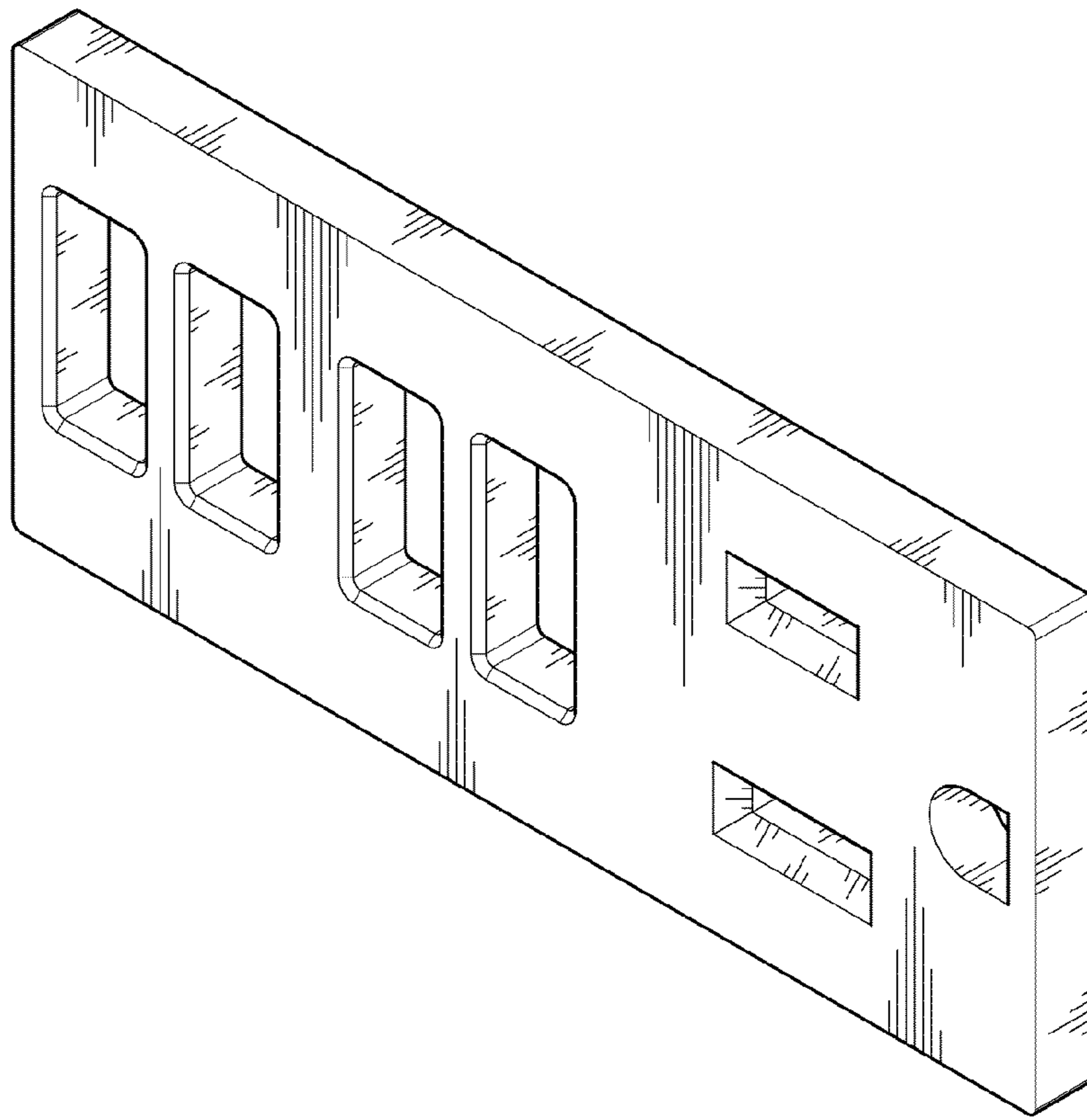


FIG.1

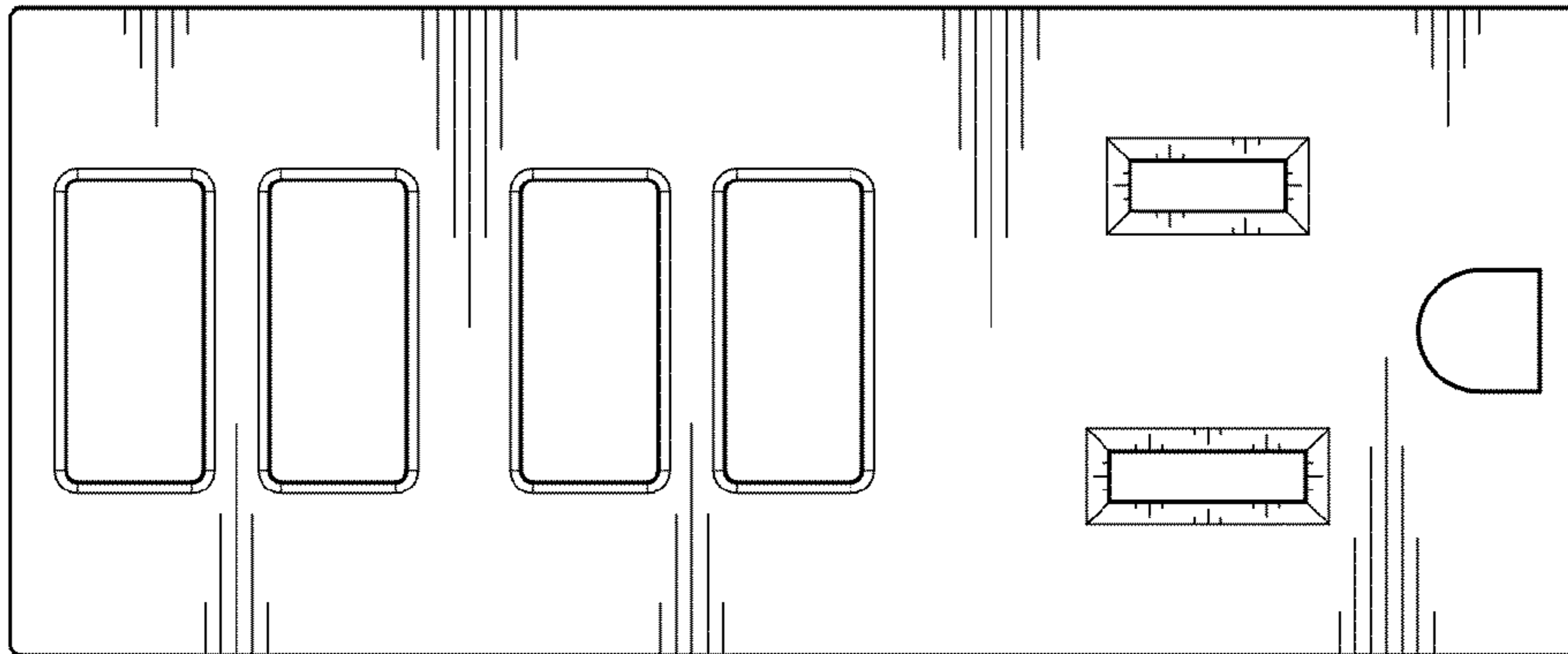


FIG. 2

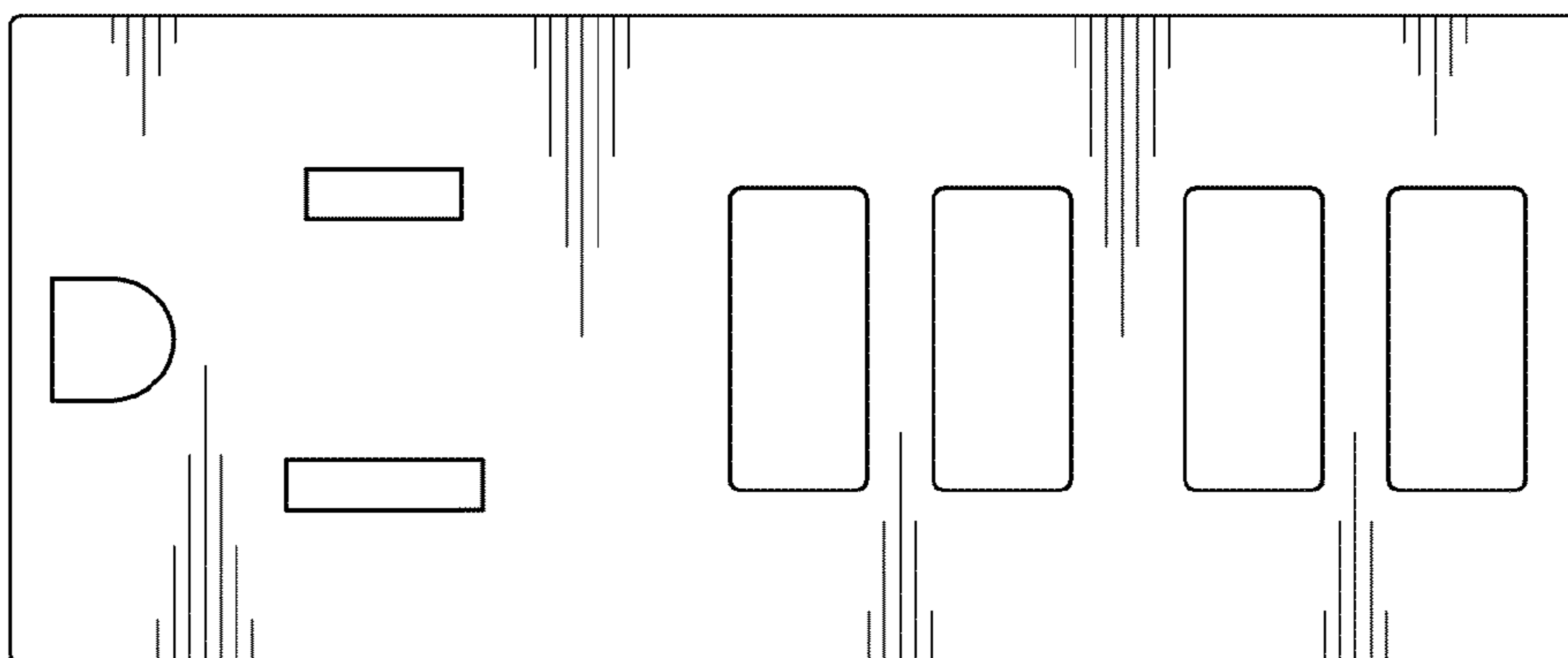


FIG. 3




FIG.4




FIG.5

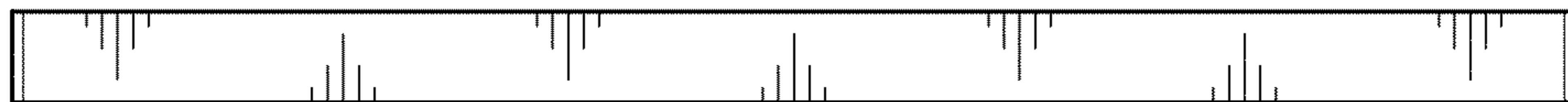


FIG. 6

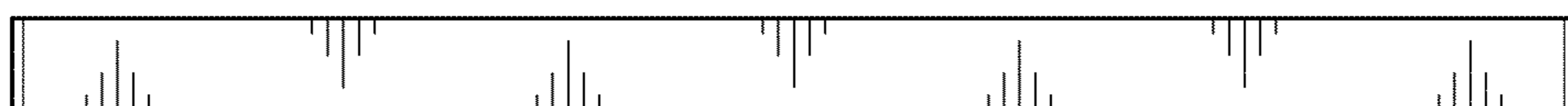


FIG. 7

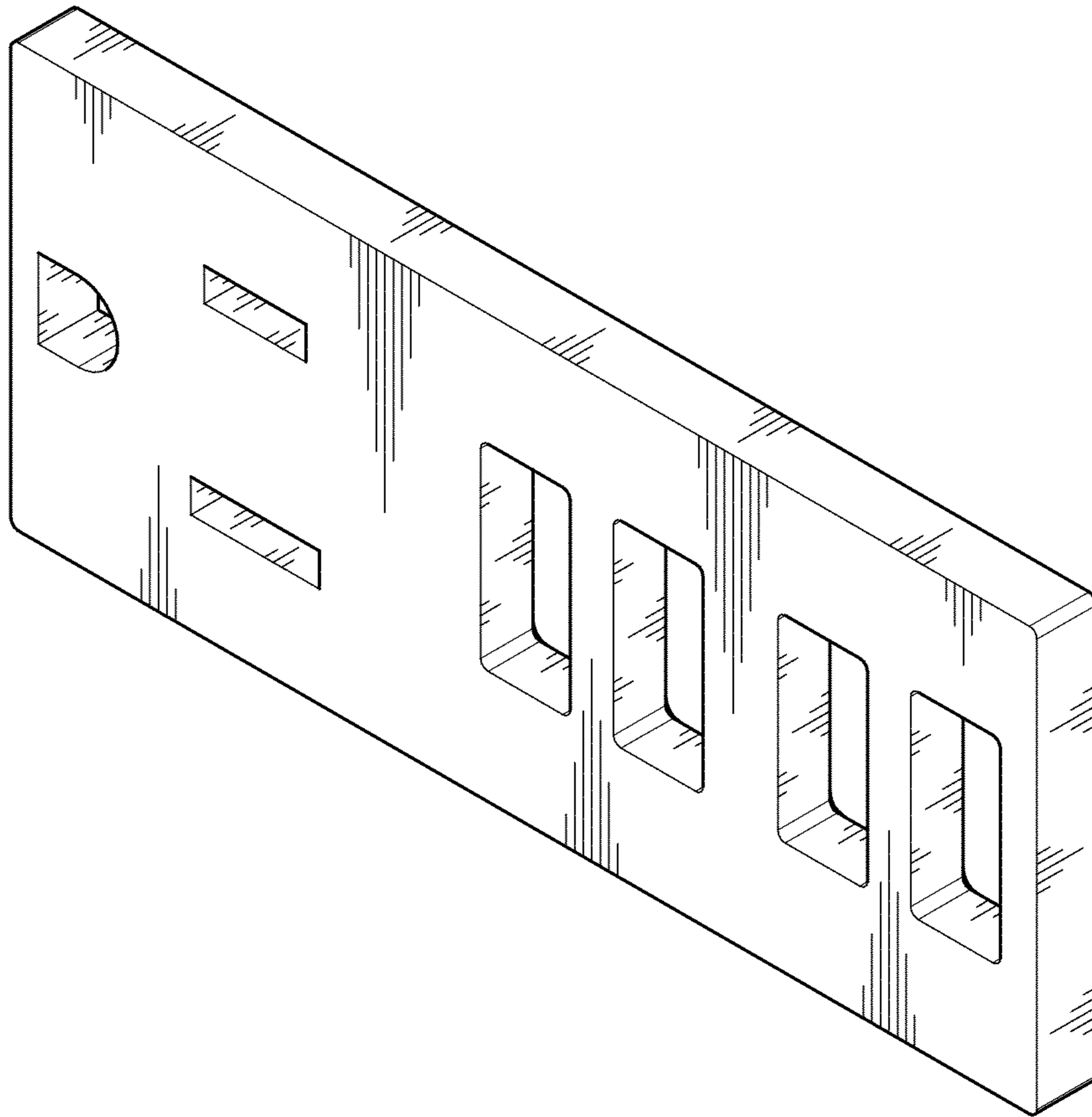


FIG.8

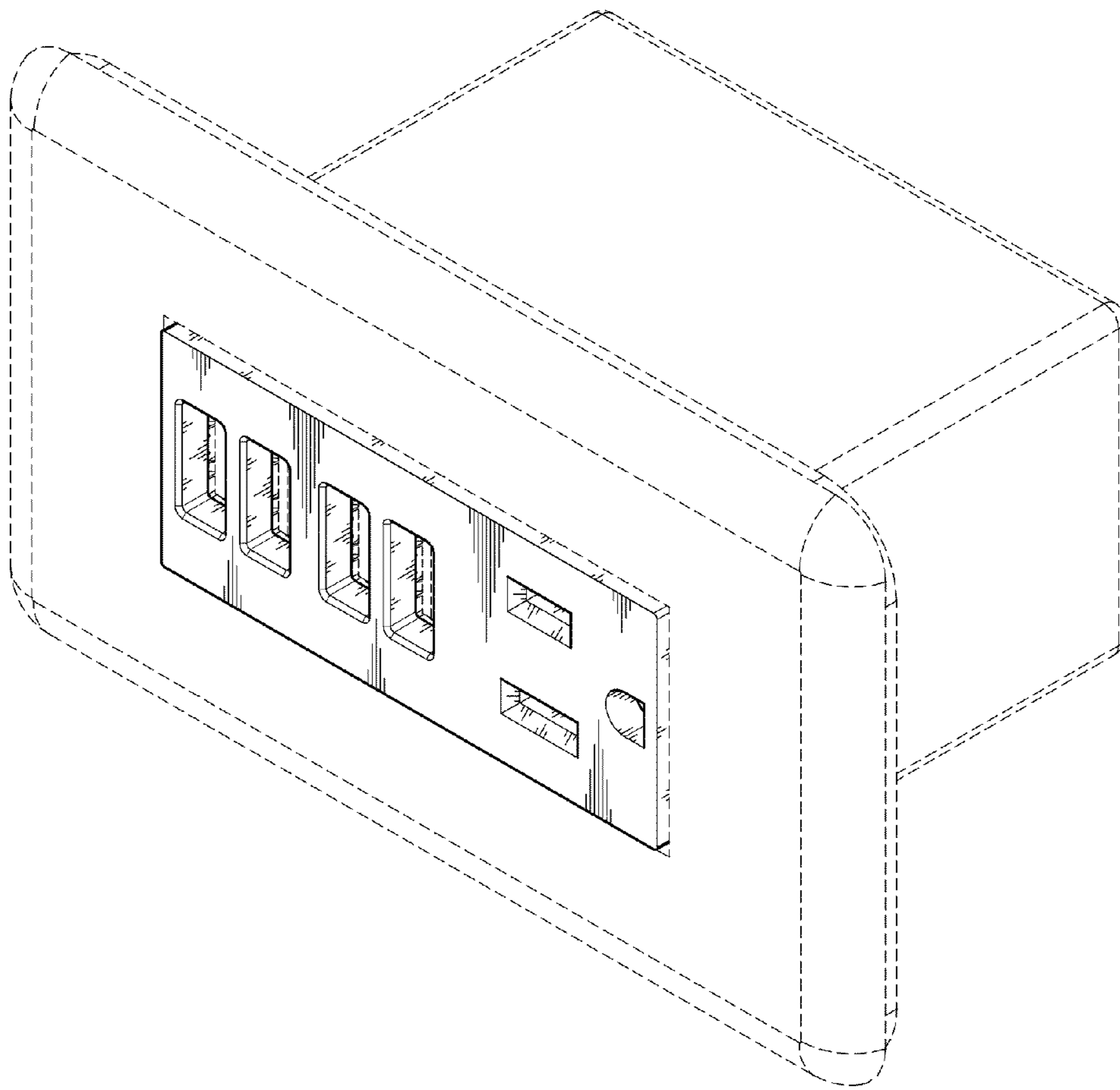


FIG.9