



US00D721642S

(12) **United States Design Patent**  
**Atake**

(10) **Patent No.:** **US D721,642 S**

(45) **Date of Patent:** **\*\* Jan. 27, 2015**

(54) **TIRE FOR AUTOMOBILE**

(75) Inventor: **Ikuo Atake**, Fukushima-ken (JP)

(73) Assignee: **The Goodyear Tire & Rubber Company**, Akron, OH (US)

(\*\*) Term: **14 Years**

(21) Appl. No.: **29/417,412**

(22) Filed: **Apr. 3, 2012**

(30) **Foreign Application Priority Data**

Oct. 11, 2011 (JP) ..... 2011-023228  
Oct. 11, 2011 (JP) ..... 2011-023229

(51) **LOC (10) Cl.** ..... **12-15**

(52) **U.S. Cl.**  
USPC ..... **D12/588**

(58) **Field of Classification Search**  
USPC ..... D12/568-603; 152/209.1-209.28  
See application file for complete search history.

(56) **References Cited**

**U.S. PATENT DOCUMENTS**

D91,121 S *	11/1933	Ober	.....	D12/574
D384,612 S	10/1997	Young et al.	.....	D12/146
D414,449 S	9/1999	Schuster	.....	D12/146
D458,580 S	6/2002	Young et al.	.....	D12/512
D458,584 S	6/2002	Young et al.	.....	D12/600
D583,755 S	12/2008	Takahashi	.....	D12/596
D592,589 S	5/2009	Dixon et al.	.....	D12/600
D592,590 S	5/2009	Janesh et al.	.....	D12/600
D598,369 S	8/2009	Beha	.....	D12/602

D598,370 S	8/2009	Beha	.....	D12/602
D605,109 S	12/2009	Dixon et al.	.....	D12/600
D631,002 S	1/2011	Cazin-Bourguignon	.....	D12/602
		et al.	.....	D12/602
D637,142 S	5/2011	Nicolas et al.	.....	D12/579
D642,511 S	8/2011	Strader et al.	.....	D12/587
D669,426 S *	10/2012	Fujioka	.....	D12/600

\* cited by examiner

*Primary Examiner* — George D Kirschbaum

(74) *Attorney, Agent, or Firm* — Richard B. O'Planick

(57) **CLAIM**

The ornamental design for a tire for automobile, as shown and described.

**DESCRIPTION**

FIG. 1 is a perspective view of a tire for automobile showing my new design, it being understood that the pattern repeats uniformly throughout the circumference of the tread;

FIG. 2 is a front elevational view thereof;

FIG. 3 is a right side elevational view thereof; the opposite side elevational view being identical thereto;

FIG. 4 is an enlarged fragmentary front elevational view thereof;

FIG. 5 is a perspective view of an alternate embodiment of a tire for automobile showing my new design;

FIG. 6 is a front elevational view of the alternate embodiment;

FIG. 7 is a right side elevational view of the alternate embodiment; the opposite side elevational view being identical thereto; and,

FIG. 8 is an enlarged fragmentary front elevational view of the alternate embodiment.

**1 Claim, 8 Drawing Sheets**






FIG - 1




FIG - 2




FIG - 3




FIG - 4



FIG - 5



FIG - 6




FIG - 7






FIG - 8