



US00D721640S

(12) **United States Design Patent**
Oraison et al.

(10) **Patent No.:** **US D721,640 S**
(45) **Date of Patent:** **** Jan. 27, 2015**

(54) **PNEUMATIC TIRE**

(56) **References Cited**

(71) Applicants: **Compagnie Generale des Etablissements Michelin**, Clermont-Ferrand (FR); **Michelin Recherche et Technique S.A.**, Granges-Paccot (CH)

U.S. PATENT DOCUMENTS

2,236,903	A	*	4/1941	Hale	152/209.1
D175,996	S	*	11/1955	Amspoker	D12/583
4,282,914	A	*	8/1981	Takigawa et al.	152/209.16
4,481,992	A	*	11/1984	Takigawa et al.	152/209.1
D652,368	S	*	1/2012	Buchinger-Barnstorf	...	D12/582
D653,196	S	*	1/2012	Buchinger-Barnstorf	...	D12/582
D653,197	S	*	1/2012	Buchinger-Barnstorf	...	D12/582

(72) Inventors: **Stéphane Oraison**, Le Vernet (FR); **Eric Slachmuylders**, Clermont-Ferrand (FR)

* cited by examiner

(73) Assignees: **Michelin Recherche et Technique, S.A.** (CH); **Compagnie Generale des Etablissements Michelin** (FR)

Primary Examiner — George D Kirschbaum

(74) *Attorney, Agent, or Firm* — Dickinson Wright PLLC

(**) Term: **14 Years**

(57) **CLAIM**

(21) Appl. No.: **29/464,019**

The ornamental design for a pneumatic tire, as shown and described.

(22) Filed: **Aug. 12, 2013**

DESCRIPTION

Related U.S. Application Data

(62) Division of application No. 29/410,207, filed on Jan. 5, 2012, now Pat. No. Des. 690,258.

FIG. 1 is a perspective view of a pneumatic tire showing our new design.

FIG. 2 is a front elevational view thereof; and, FIG. 3 is a side elevational view thereof, the other side being a mirror image.

(30) **Foreign Application Priority Data**

Jul. 5, 2011 (FR) 11 3360

(51) **LOC (10) Cl.** **12-15**

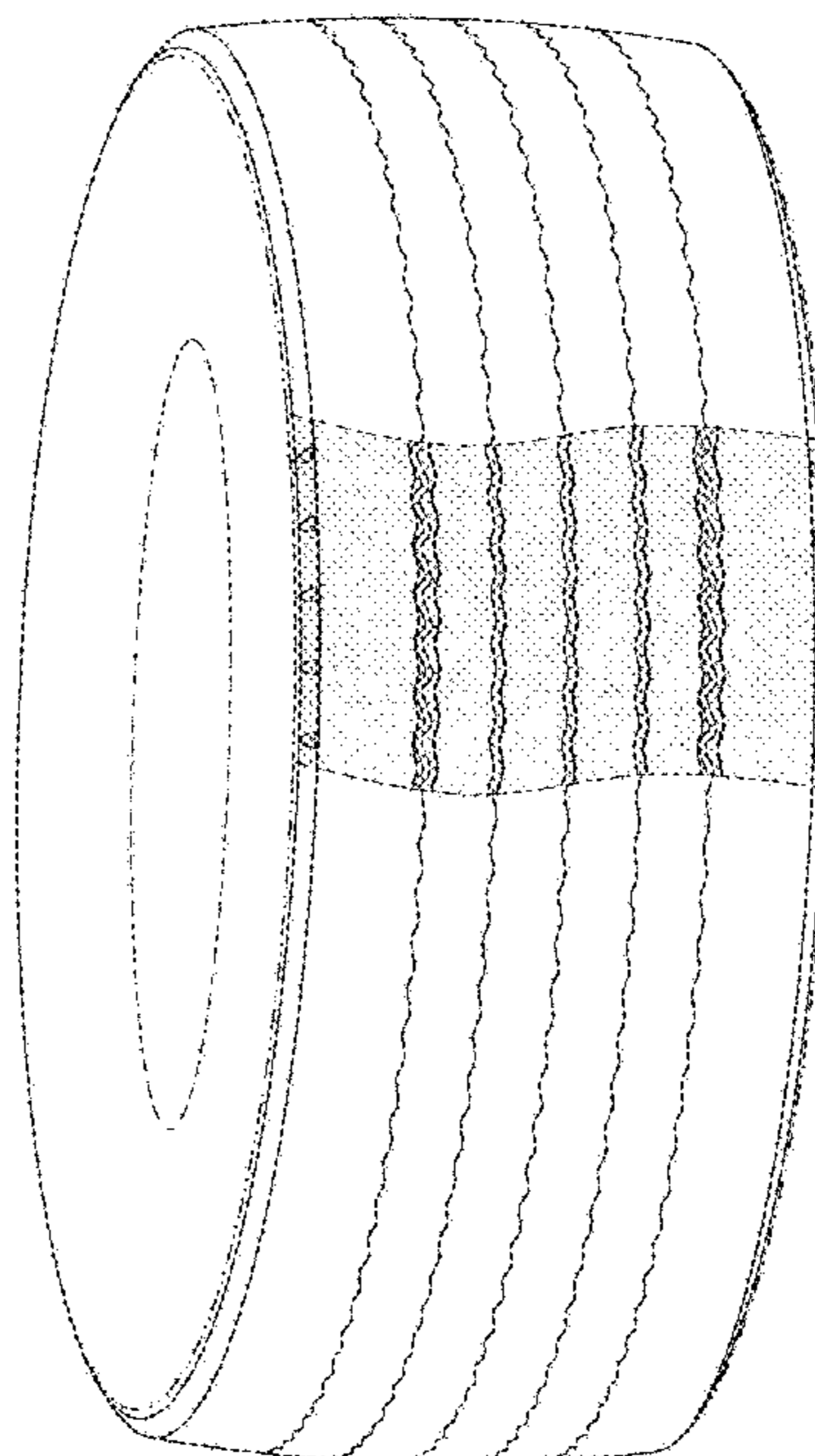
(52) **U.S. Cl.**
USPC **D12/583**

(58) **Field of Classification Search**
CPC B60C 1/00
USPC D12/568-603; 152/209.1-209.28
See application file for complete search history.

In the drawings, the broken lines defining the sidewall, inner bead and the unclaimed sidewall depict environmental subject matter that forms no part of the claimed design. The dash-dot lines represent the peripheral boundary between the claimed tire tread and unclaimed sidewall.

The tread pattern is understood to repeat uniformly throughout the circumference of the tire, as shown schematically in solid lines.

1 Claim, 3 Drawing Sheets



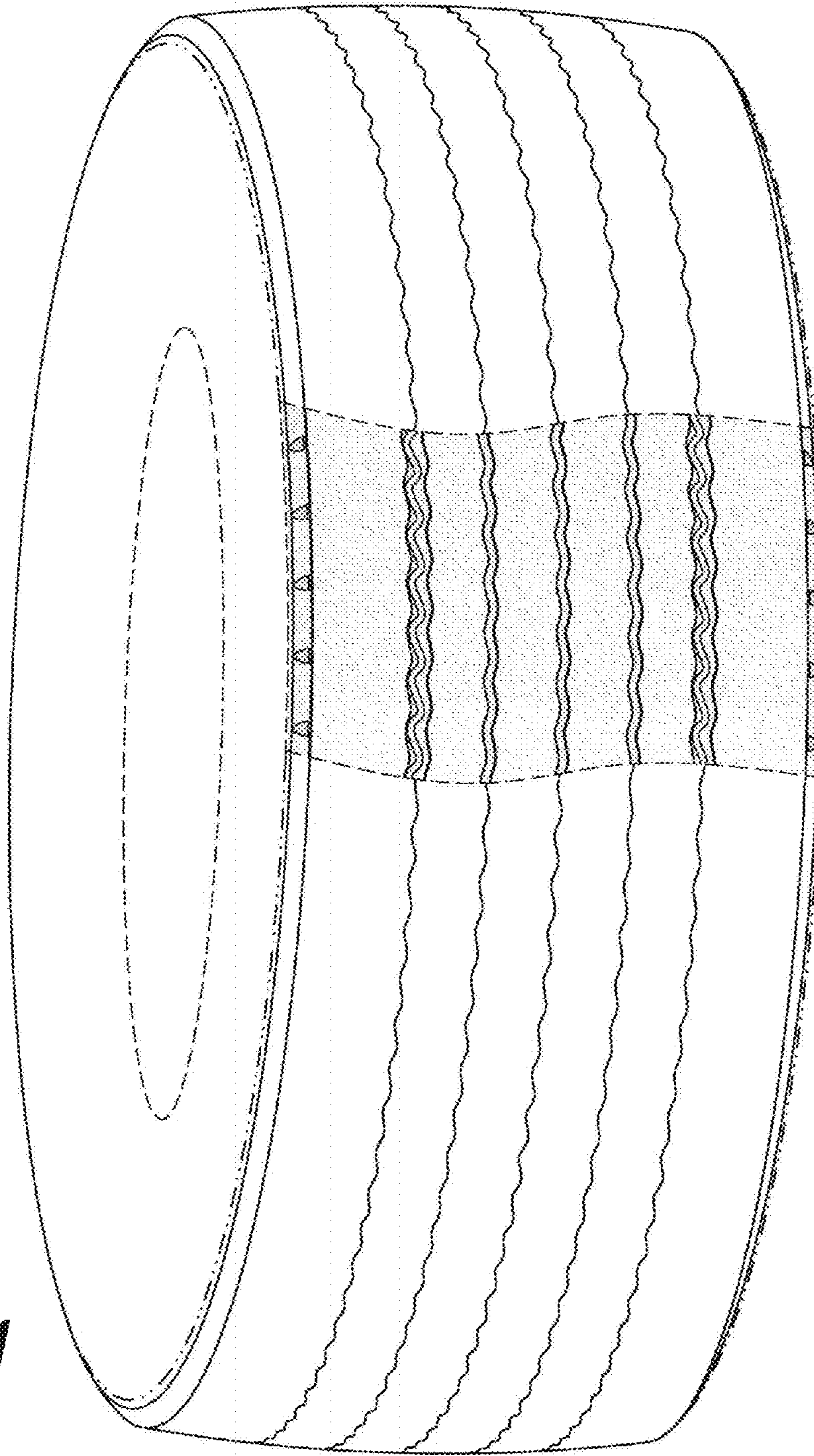


FIG. 1

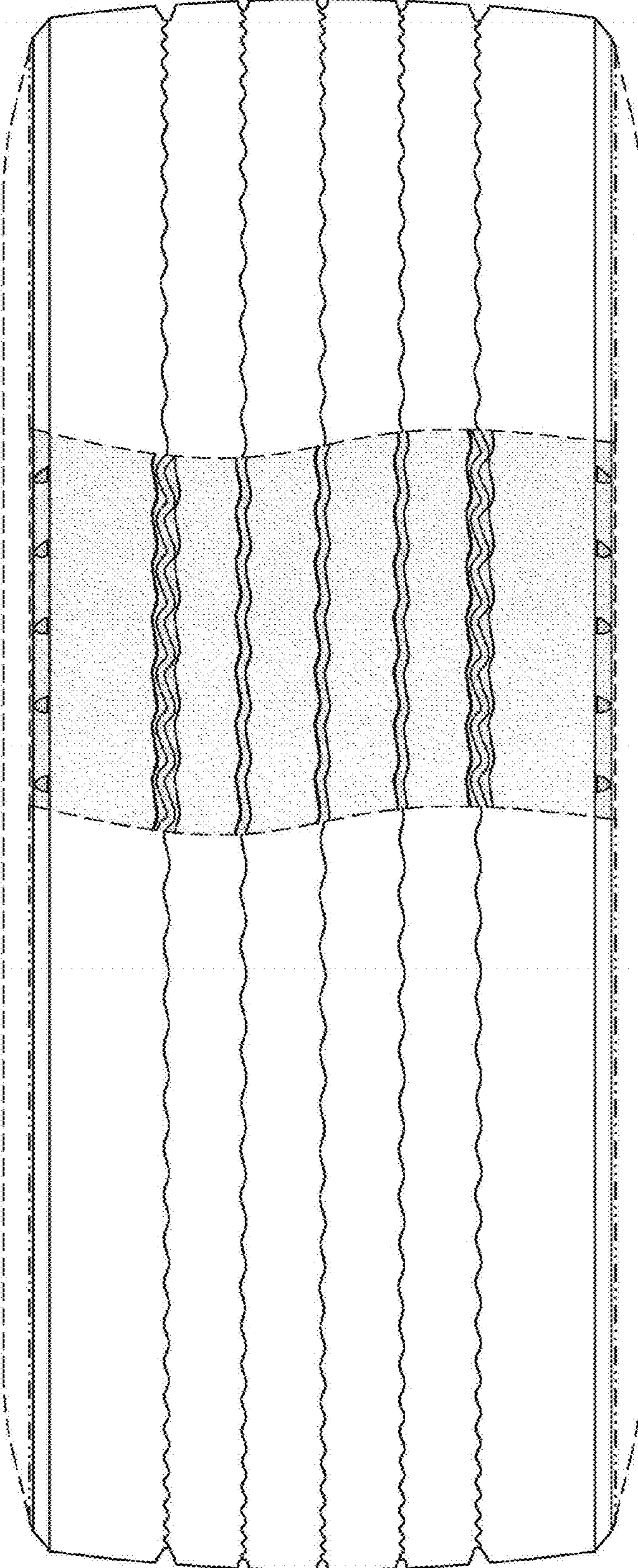


FIG. 2

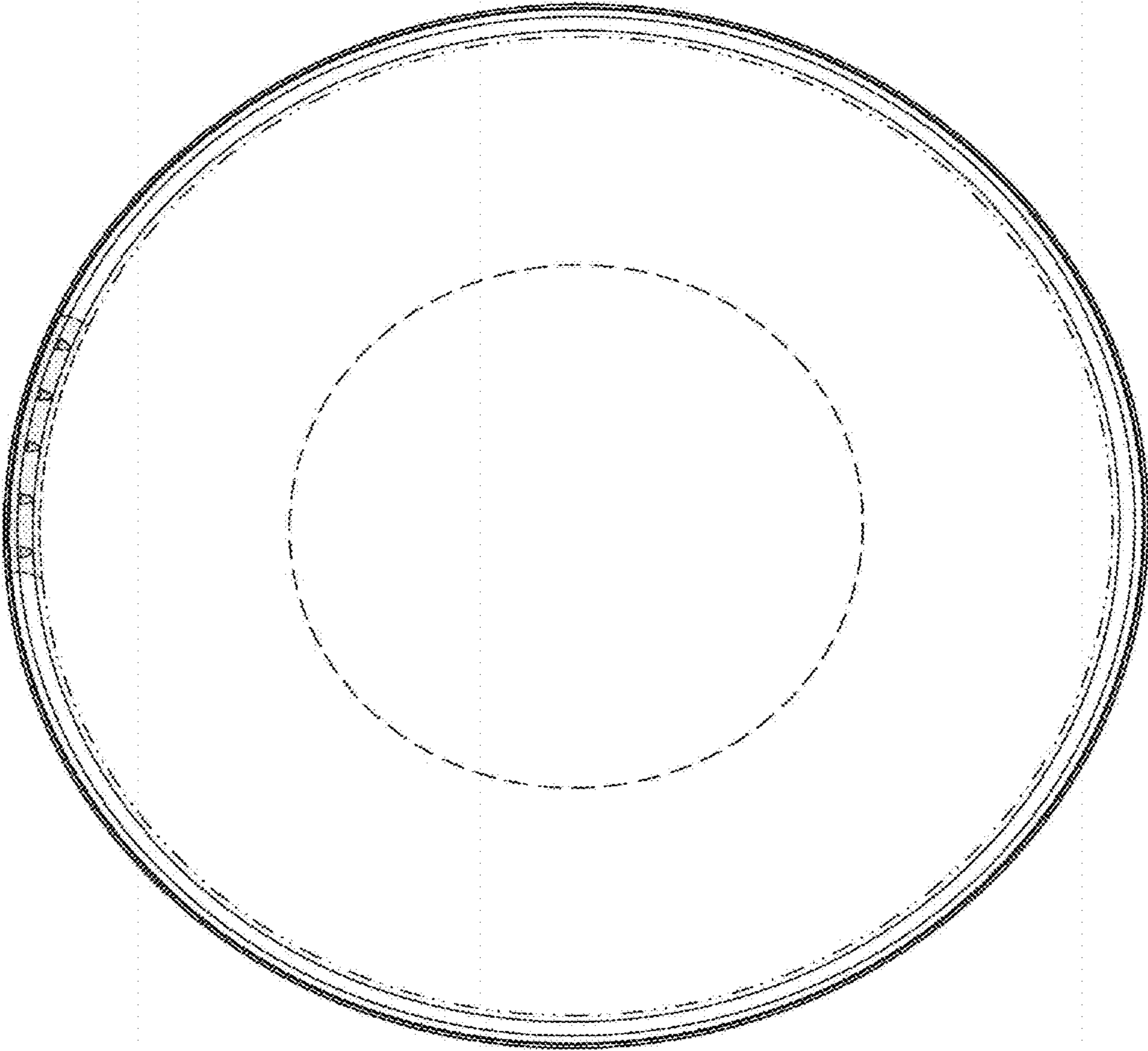


FIG. 3