



US00D721633S

(12) **United States Design Patent**
Kristinsson

(10) **Patent No.:** **US D721,633 S**
(45) **Date of Patent:** **** Jan. 27, 2015**

(54) **BOAT**
(71) Applicant: **Mallard S.A.**, Luxembourg (LU)
(72) Inventor: **Ossur Kristinsson**, Kopavogur (IS)
(73) Assignee: **Mallard S.A.**, Luxembourg (LU)
(**) Term: **14 Years**
(21) Appl. No.: **29/506,663**
(22) Filed: **Oct. 17, 2014**

Related U.S. Application Data

(62) Division of application No. 29/457,842, filed on Jun. 13, 2013, now Pat. No. Des. 718,211.
(51) **LOC (10) Cl.** **12-06**
(52) **U.S. Cl.**
USPC **D12/300**
(58) **Field of Classification Search**
USPC D12/300, 305-307, 310-318; 114/56, 114/56.1, 61, 67 A, 144 E, 249, 271, 272, 114/273, 292, 283, 288-290, 291, 343, 345, 114/352, 355-357, 360, 363, 364; D21/542-544, 547
See application file for complete search history.

References Cited

U.S. PATENT DOCUMENTS

2,915,031 A 12/1959 Johnston
3,763,810 A 10/1973 Payne
4,638,753 A 1/1987 Marschewski
4,649,851 A 3/1987 April
4,726,310 A 2/1988 Ard et al.
4,753,184 A 6/1988 Schiavone
4,919,067 A * 4/1990 Wenstob et al. 114/345

D308,042 S * 5/1990 Kitner et al. D12/317
5,131,348 A * 7/1992 Roy 114/363
5,184,564 A * 2/1993 Robbins et al. 114/345
D337,302 S 7/1993 Van Lancker
D343,161 S * 1/1994 Lapointe D12/307
D355,883 S 2/1995 Simpkins
5,497,722 A 3/1996 English, Sr.
5,546,886 A * 8/1996 Franceschelli et al. 114/360
5,634,425 A * 6/1997 MacDougall 114/357
5,651,328 A * 7/1997 Elkington 114/345
D407,366 S 3/1999 Badsey
D429,682 S 8/2000 Garland et al.
D442,909 S * 5/2001 Hickok D12/300
6,223,679 B1 5/2001 Filipczak
D475,338 S 6/2003 Zurn et al.
6,609,475 B2 * 8/2003 Thomas et al. 114/219
6,871,612 B2 * 3/2005 Gursoy 114/356
D505,907 S * 6/2005 Bryham D12/300
6,983,709 B2 * 1/2006 Hickok 114/123
D520,441 S 5/2006 Guvenc et al.
D550,143 S * 9/2007 Anderson D12/300
D559,760 S * 1/2008 Anderson D12/300

(Continued)

Primary Examiner — Cynthia M Chin

(74) *Attorney, Agent, or Firm* — Workman Nydegger

(57) **CLAIM**

The ornamental design for a boat, as shown and described.

DESCRIPTION

FIG. 1 is a perspective view of a boat, showing my new design.

FIG. 2 is a first side elevational view of the boat of FIG. 1.

FIG. 3 is a second side elevational view of the boat of FIG. 1.

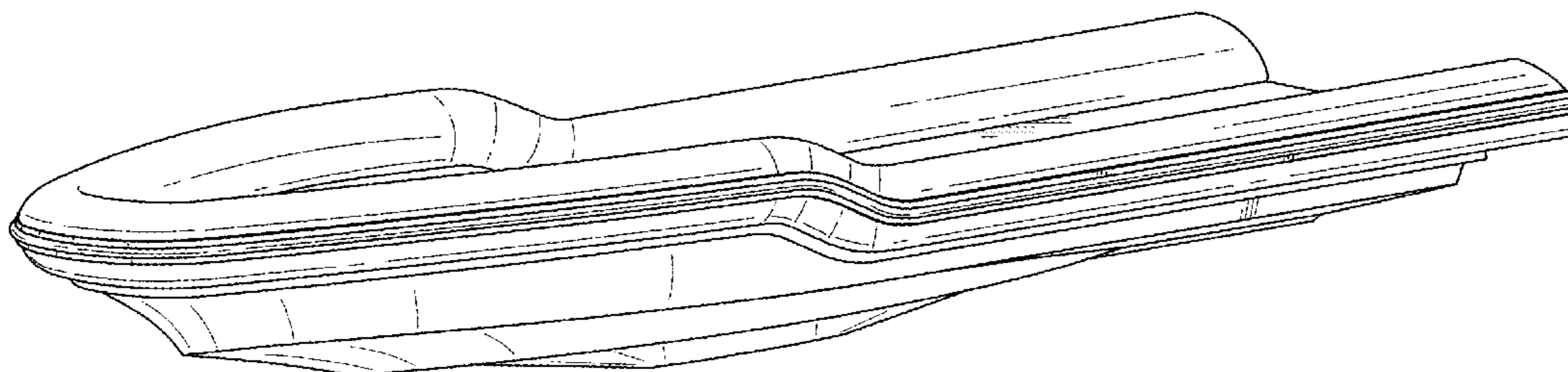
FIG. 4 is a top plan view of the boat of FIG. 1.

FIG. 5 is a bottom plan view of the boat of FIG. 1.

FIG. 6 is a front elevational view of the boat of FIG. 1; and,

FIG. 7 is a rear elevational view of the boat of FIG. 1.

1 Claim, 7 Drawing Sheets



US D721,633 S

Page 2

(56)

References Cited

U.S. PATENT DOCUMENTS

D570,763 S 6/2008 Ozga
7,775,172 B2 * 8/2010 Hansen 114/123
8,240,268 B2 * 8/2012 Hansen 114/289

D697,018 S 1/2014 Rodriguez
D698,305 S * 1/2014 Borgwarth D12/317
2004/0103462 A1 5/2004 Verbickis et al.
2006/0254486 A1 11/2006 Ashdown

* cited by examiner

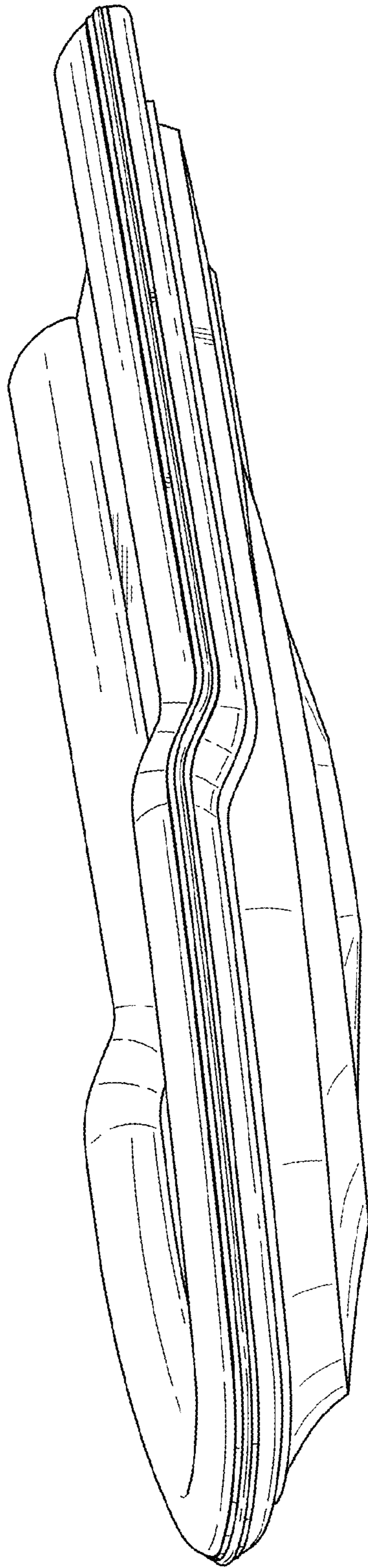


FIG. 1

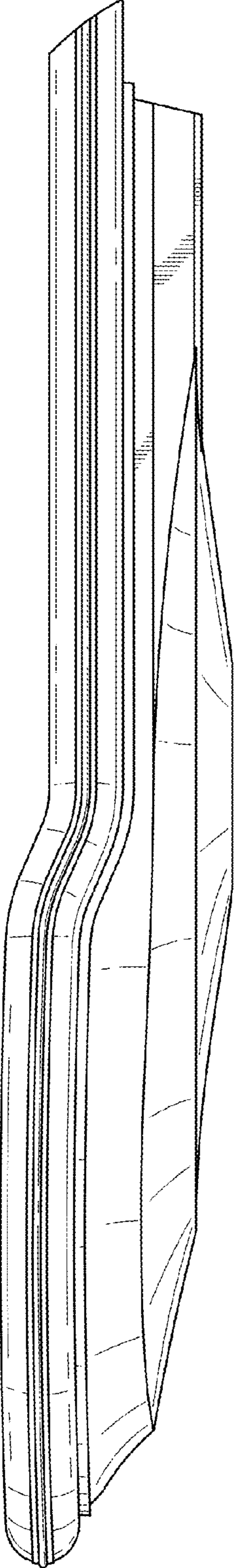


FIG. 2

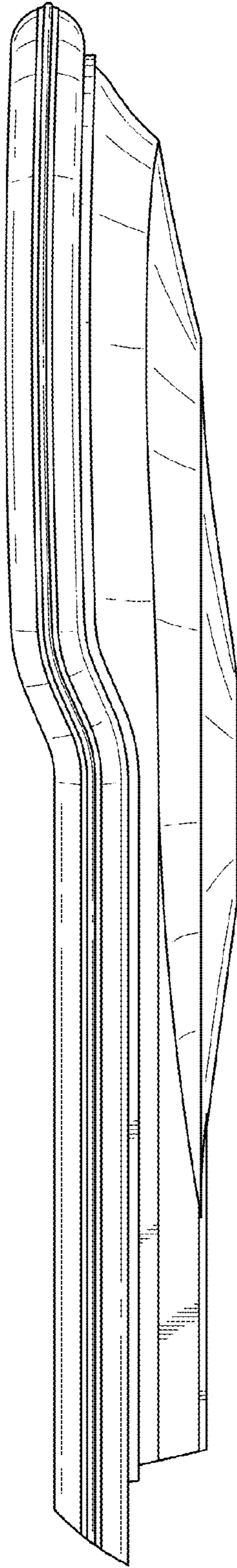


FIG. 3

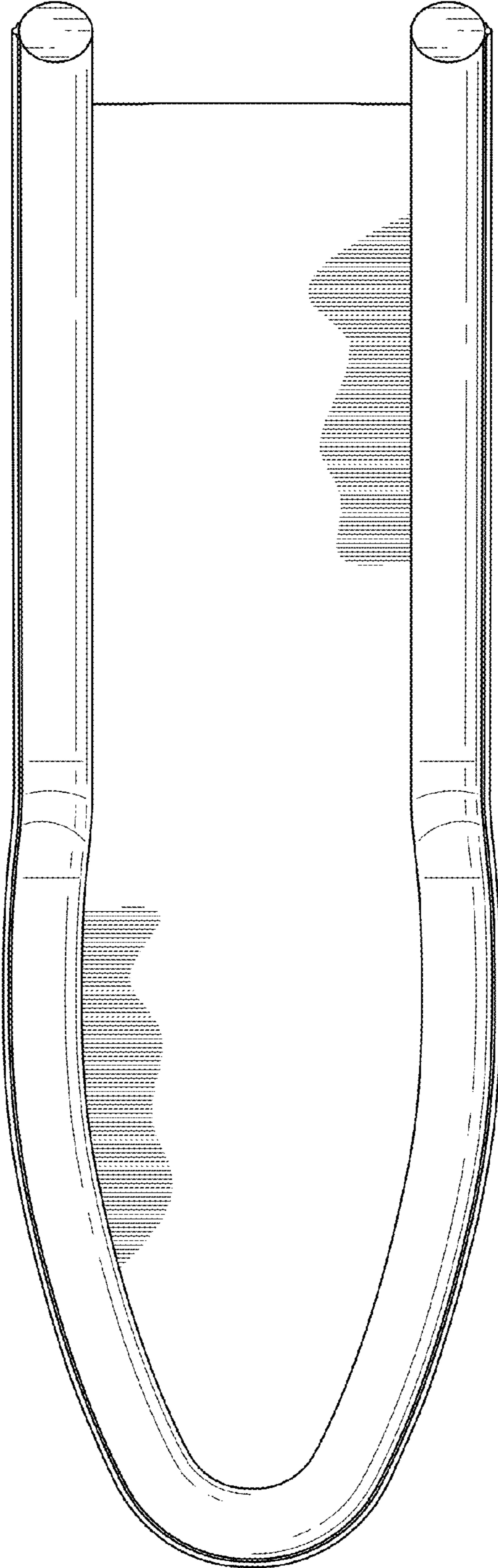


FIG. 4

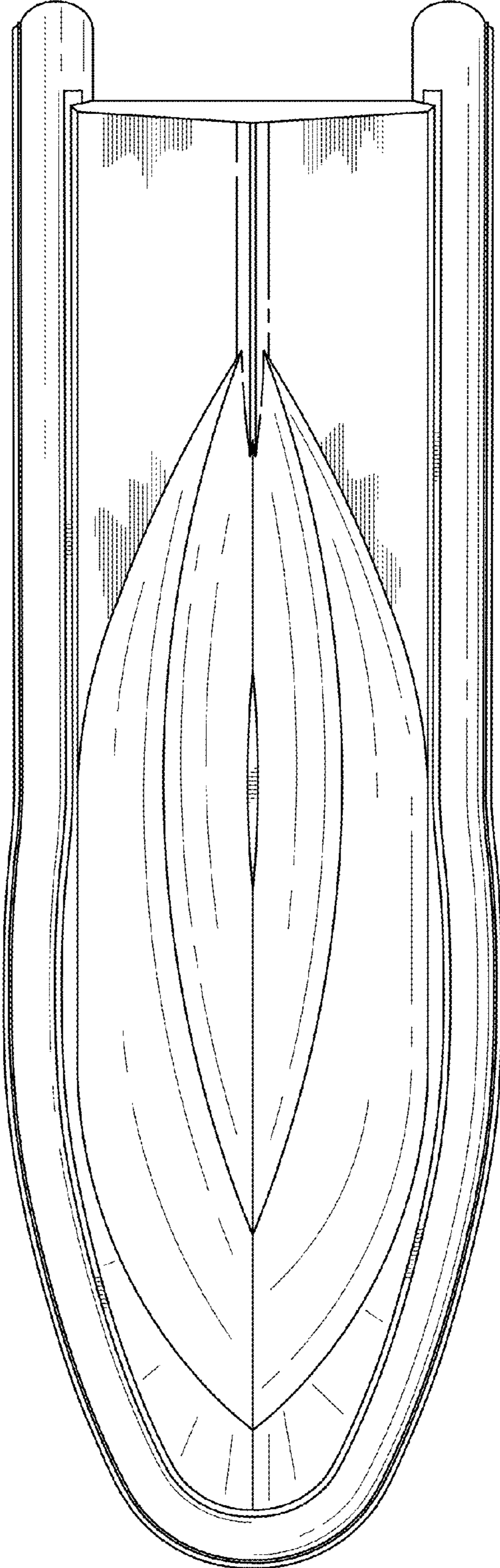


FIG. 5

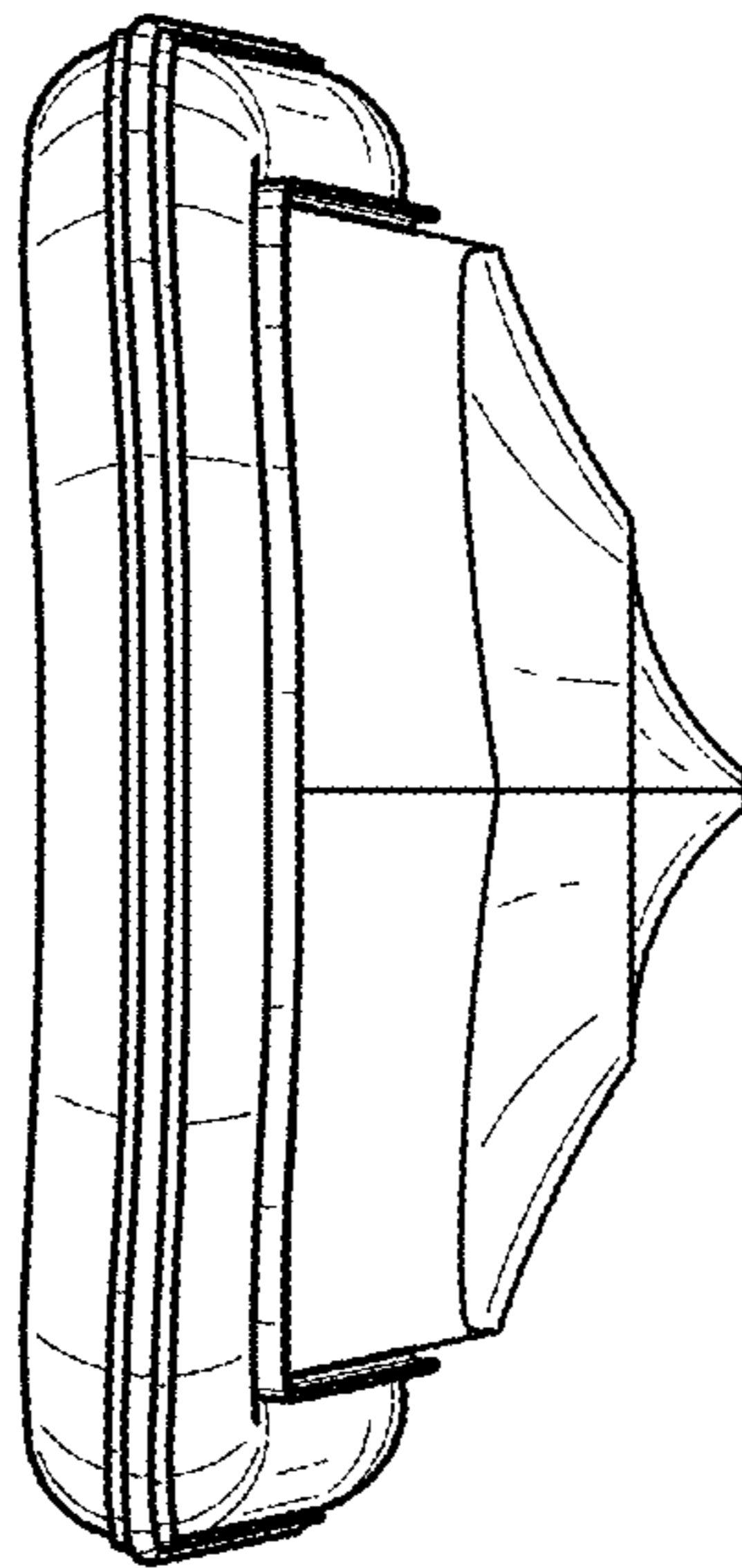


FIG. 6

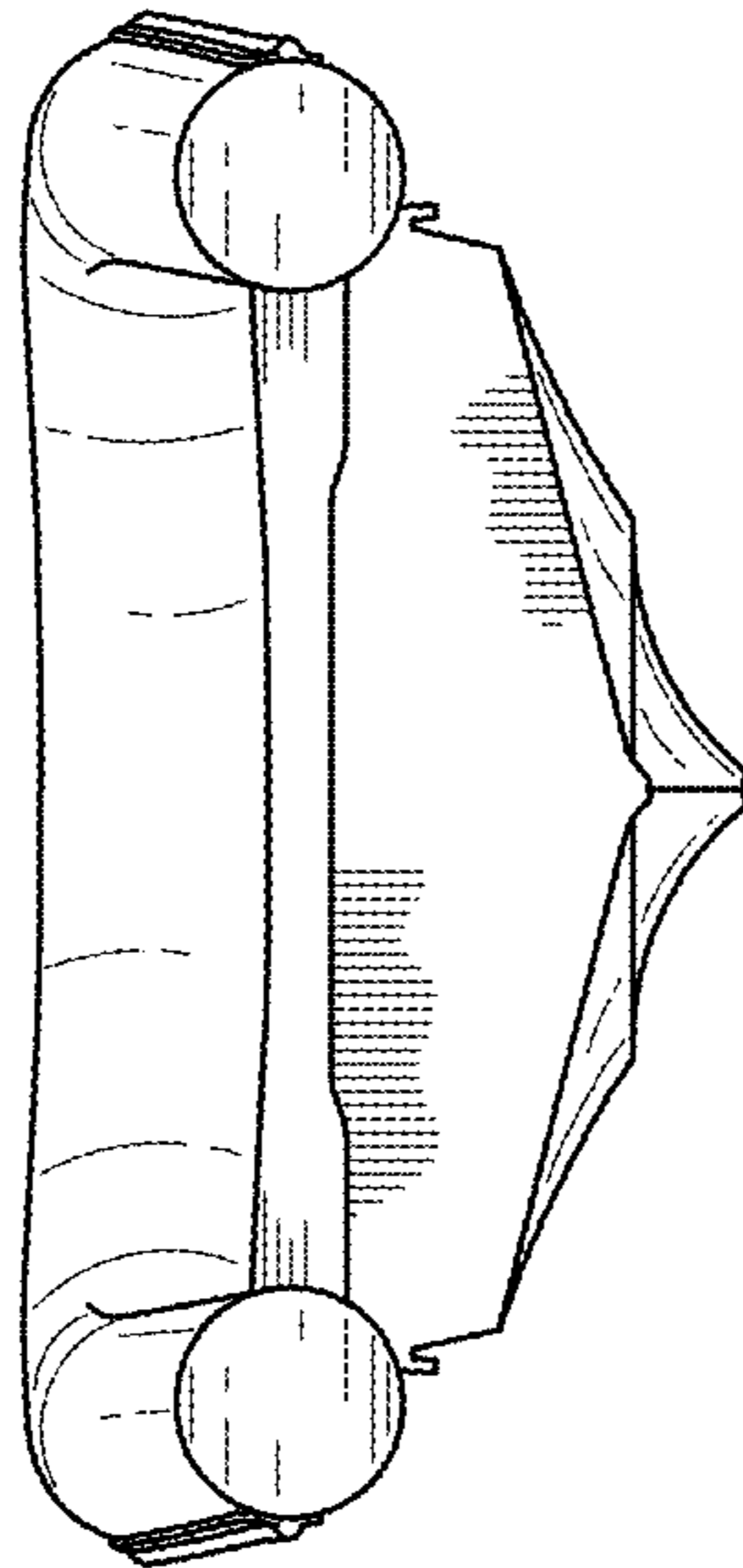


FIG. 7