



US00D721629S

(12) **United States Design Patent**  
**Kaufman et al.**

(10) **Patent No.:** **US D721,629 S**  
(45) **Date of Patent:** **\*\* Jan. 27, 2015**

(54) **VEHICLE FLOOR COVER RETENTION  
POST ATTACHMENT DEVICE**

2,131,347 A 9/1938 Fenton  
2,212,361 A 8/1940 Arthur  
2,242,352 A 5/1941 Fenton  
2,256,850 A 9/1941 Purinton  
2,385,774 A 10/1945 Clarke  
2,519,316 A 8/1950 Jones  
2,668,340 A 2/1954 Jones  
2,683,908 A 7/1954 Carpinella  
2,724,162 A 11/1955 Fenton

(71) Applicant: **MacNeil IP LLC**, Bolingbrook, IL (US)

(72) Inventors: **Judd C. Kaufman**, Clarendon Hills, IL (US); **David S. Iverson**, Chicago, IL (US); **Frederick W. Masanek, Jr.**, Barrington, IL (US); **Ryan Granger**, Homer Glen, IL (US); **Allan R. Thom**, Clarendon Hills, IL (US)

(Continued)

**FOREIGN PATENT DOCUMENTS**

(73) Assignee: **MacNeil IP LLC**, Bolingbrook, IL (US)

DE 364426 A 11/1922  
DE 1952826 A 1/1967

(\*\*) Term: **14 Years**

(Continued)

(21) Appl. No.: **29/456,379**

*Primary Examiner* — Deanna L Pratt  
*Assistant Examiner* — Natasha Vujcic

(22) Filed: **May 30, 2013**

(74) *Attorney, Agent, or Firm* — Perkins IP Law Group LLC;  
Jefferson Perkins

(51) **LOC (10) Cl.** ..... **12-16**

(52) **U.S. Cl.**  
USPC ..... **D12/203**

(58) **Field of Classification Search**  
CPC ..... A44B 17/00; A44B 17/0052; A44B  
17/0064; A44B 17/0082; A47G 27/00; A47G  
27/04; A47G 27/0418; B60N 3/04; B60N  
3/046; B60N 3/048  
USPC ..... D8/15, 331, 349; D12/203, 400, 402;  
7/103; 16/2.1, 4, 5, 8; 24/613, 680,  
24/681, 689

(57) **CLAIM**  
The ornamental design for a vehicle floor cover retention post attachment device, as shown and described.

See application file for complete search history.

**DESCRIPTION**

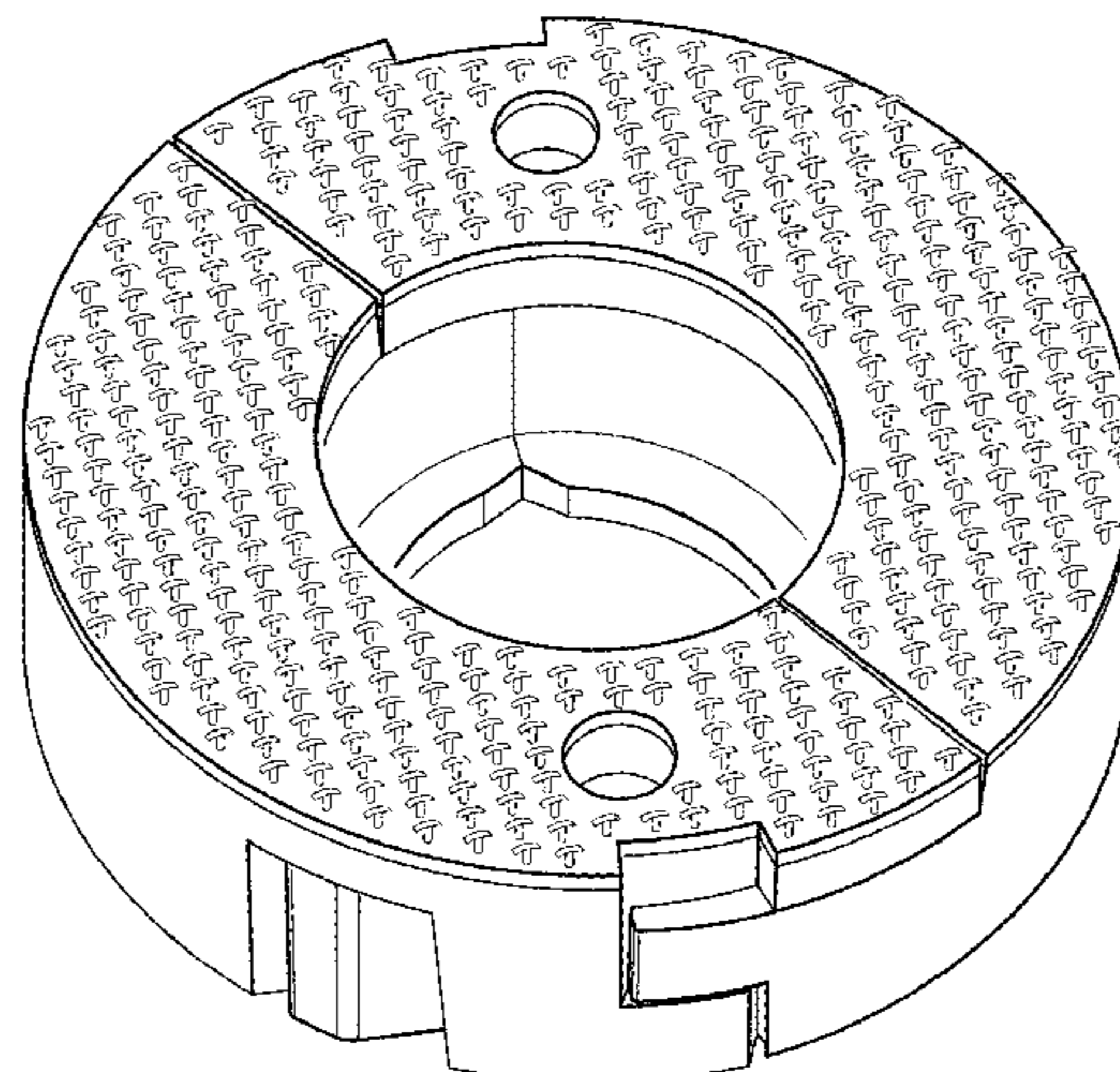
FIG. 1 is an isometric view of our design, showing two identical pieces thereof in an assembled condition;  
FIG. 2 is an isometric view of our design, the two identical pieces thereof shown in an unassembled condition, a vehicle retention post being shown in broken line as environmental structure;  
FIG. 3 is an isometric view of one of the two pieces of our design, the other piece being identical to the piece shown;  
FIG. 4 is a bottom view of the two pieces of our design in an unassembled condition; and,  
FIG. 5 is a side view of the design in an assembled condition, an opposite side view being identical to the view shown.  
The broken line showing of the environment is for illustrative purposes only and forms no part of the claimed design.

(56) **References Cited**

**U.S. PATENT DOCUMENTS**

707,054 A 8/1902 Dowse  
1,647,781 A 11/1927 Carr  
1,732,203 A 10/1929 Kimbell  
1,896,873 A 2/1933 Upham  
2,015,049 A 9/1935 Carr  
2,042,866 A 6/1936 Simons  
2,129,825 A \* 9/1938 Dews ..... 24/680

**1 Claim, 3 Drawing Sheets**



(56)

References Cited

U.S. PATENT DOCUMENTS

2,724,884 A 11/1955 Jones  
 2,745,160 A 5/1956 Jones  
 2,771,653 A 11/1956 Carpinella  
 2,799,910 A 7/1957 Weber  
 2,941,270 A \* 6/1960 Long ..... 24/704.1  
 3,010,169 A 11/1961 Carpinella  
 3,031,730 A 5/1962 Morin  
 3,091,795 A 6/1963 Budwig  
 3,135,820 A 6/1964 Hallet, Jr. et al.  
 3,613,181 A 10/1971 Taylor  
 3,851,357 A 12/1974 Ribich et al.  
 3,895,797 A 7/1975 Moore  
 3,916,703 A 11/1975 Ribich et al.  
 4,017,945 A \* 4/1977 Stanik et al. .... 24/680  
 D245,392 S \* 8/1977 Bascom et al. .... D8/15  
 4,212,051 A 7/1980 Kulik  
 4,392,279 A 7/1983 Schwager  
 4,403,895 A 9/1983 Caldwell et al.  
 4,406,033 A 9/1983 Chisholm et al.  
 4,430,777 A 2/1984 Takeda  
 4,531,733 A 7/1985 Hall  
 4,561,146 A 12/1985 Schaty  
 4,562,624 A 1/1986 Kanzaka  
 4,829,627 A 5/1989 Altus et al.  
 4,878,792 A 11/1989 Frano  
 4,883,331 A 11/1989 Mengel  
 5,011,356 A 4/1991 Fernandez  
 5,014,390 A 5/1991 De Gastines  
 5,170,985 A 12/1992 Killworth et al.  
 5,195,857 A 3/1993 Hiramoto  
 5,335,893 A 8/1994 Opp  
 5,384,939 A 1/1995 Weber  
 5,390,397 A 2/1995 Kremer et al.  
 D365,546 S \* 12/1995 Stanton ..... D12/400  
 5,511,919 A 4/1996 Scalise  
 5,566,430 A 10/1996 Cheng  
 5,647,107 A 7/1997 Brewster  
 D390,099 S 2/1998 Bailey et al.  
 D392,877 S 3/1998 Eguchi  
 D396,440 S 7/1998 Reilly  
 5,775,859 A 7/1998 Anscher  
 6,099,015 A \* 8/2000 Marcy ..... 280/433  
 6,357,090 B1 3/2002 Murai  
 6,381,806 B1 5/2002 Stanesic et al.  
 6,497,003 B2 12/2002 Calabrese  
 6,595,155 B1 7/2003 Akers

6,612,795 B2 9/2003 Kirchen  
 D482,650 S \* 11/2003 Ludwick ..... D12/400  
 6,757,945 B2 7/2004 Shibuya et al.  
 D499,050 S \* 11/2004 Lindenman et al. .... D12/203  
 7,131,806 B2 11/2006 Hansen  
 7,546,661 B2 6/2009 Connor, Jr.  
 7,945,992 B2 5/2011 Parisi et al.  
 8,122,567 B2 2/2012 Connor, Jr.  
 8,122,574 B2 \* 2/2012 Dammermann ..... 24/613  
 D679,169 S \* 4/2013 Else ..... D8/349  
 D679,170 S \* 4/2013 Else ..... D8/349  
 8,720,842 B2 \* 5/2014 Huang et al. .... 248/339  
 2001/0004784 A1 \* 6/2001 Calabrese ..... 16/8  
 2009/0235485 A1 9/2009 Connor, Jr.  
 2009/0269546 A9 10/2009 Alford  
 2010/0122429 A1 5/2010 Gonzalez et al.  
 2011/0094071 A1 \* 4/2011 Veldhoen ..... 24/598.4  
 2013/0152347 A1 \* 6/2013 Hasegawa ..... 24/681  
 2013/0287996 A1 \* 10/2013 Masanek et al. .... 428/131

FOREIGN PATENT DOCUMENTS

DE 3142761 A1 9/1982  
 DE 8320276 U1 12/1983  
 DE 8717754.4 U1 2/1990  
 DE 9115861.3 U1 4/1992  
 DE 9300657.8 U1 4/1993  
 DE 4218213 C1 2/1994  
 DE 19805949 A1 8/1999  
 DE 20001405 U1 5/2000  
 DE 10059322 A1 7/2001  
 DE 19617408 C2 2/2003  
 DE 102006053623 A1 5/2008  
 EP 0058252 A1 8/1982  
 EP 0211966 A1 3/1987  
 EP 0561055 A2 9/1993  
 EP 1232070 B1 1/2005  
 EP 1980444 A2 10/2008  
 FR 34722 A 9/1929  
 FR 92613 A 7/1965  
 FR 1493333 A 8/1967  
 GB 542153 A 12/1941  
 GB 936095 A 9/1963  
 GB 1073408 A 6/1967  
 GB 1236407 A 6/1971  
 GB 2087229 A 5/1982  
 JP 1317838 A 12/1989  
 WO 0136227 A2 5/2001

\* cited by examiner

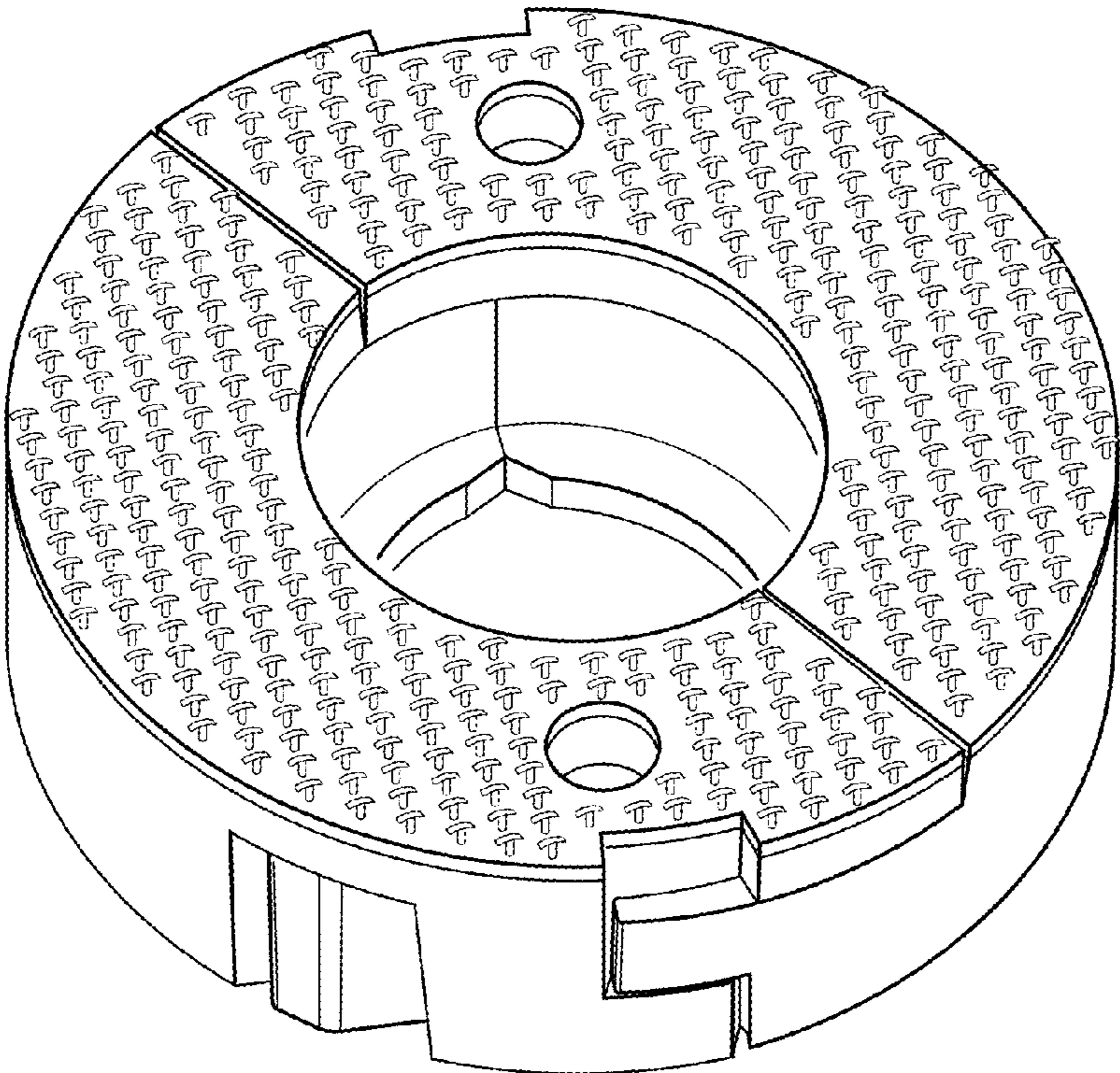


FIG. 1

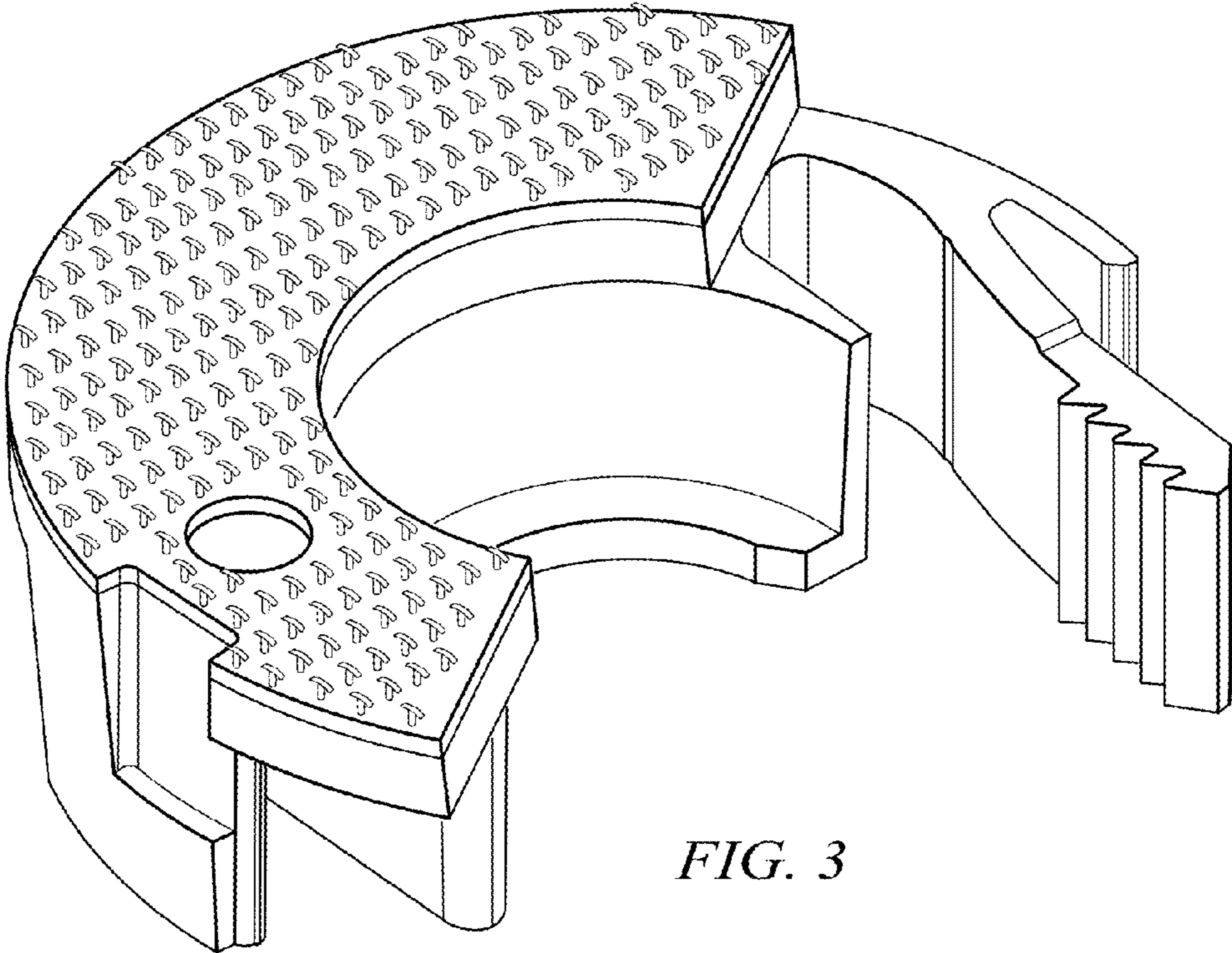


FIG. 3

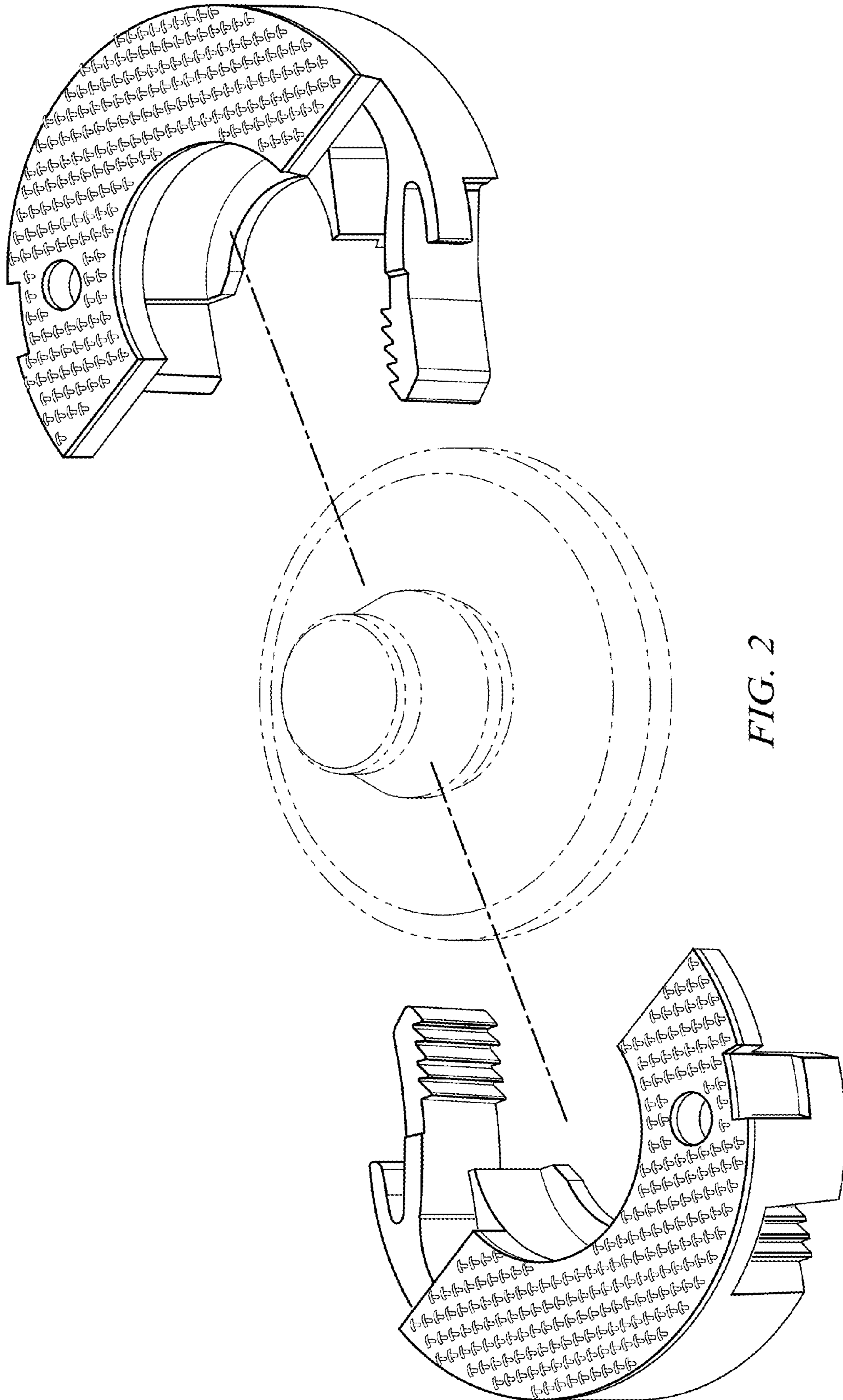


FIG. 2

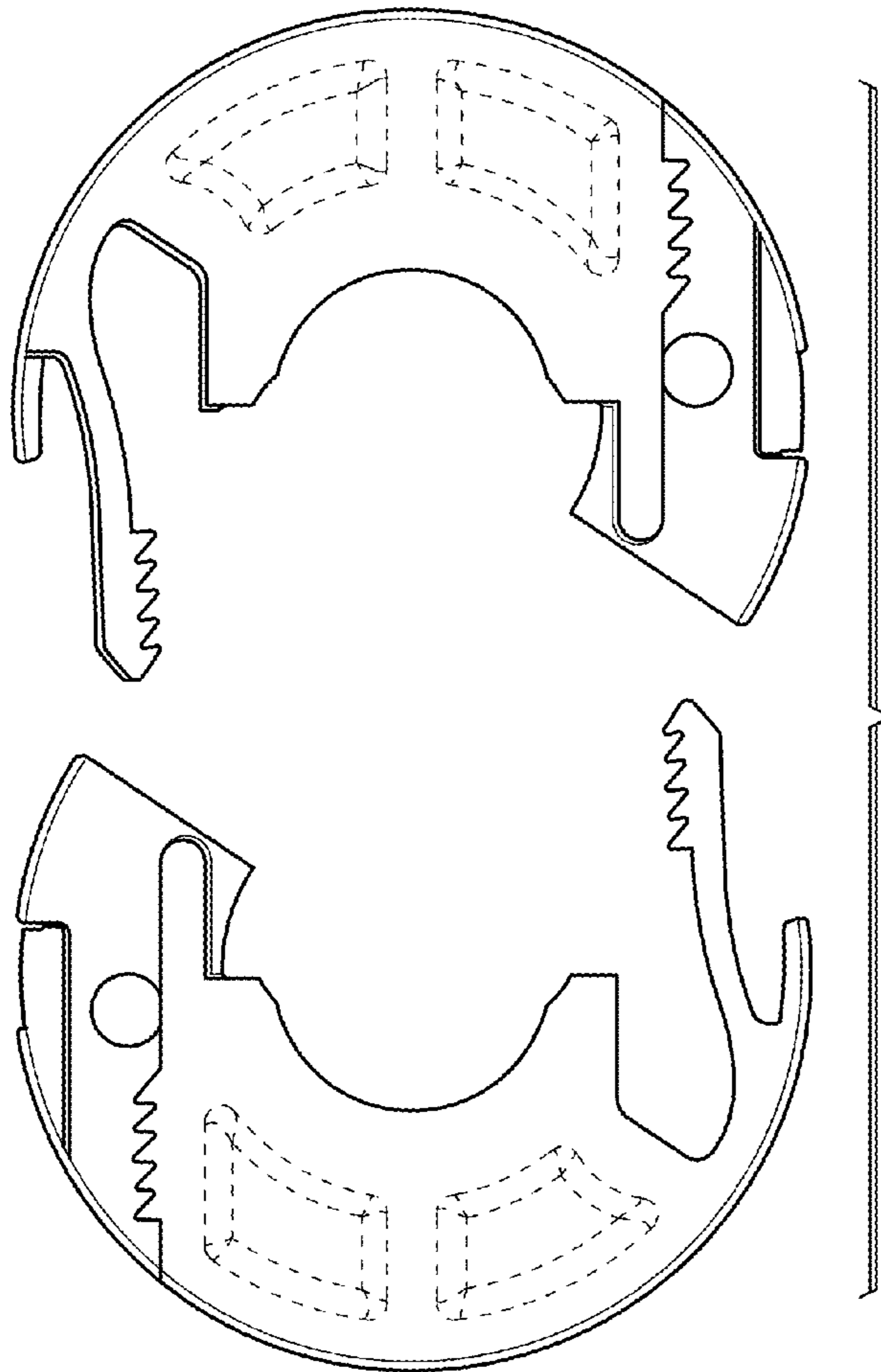


FIG. 4

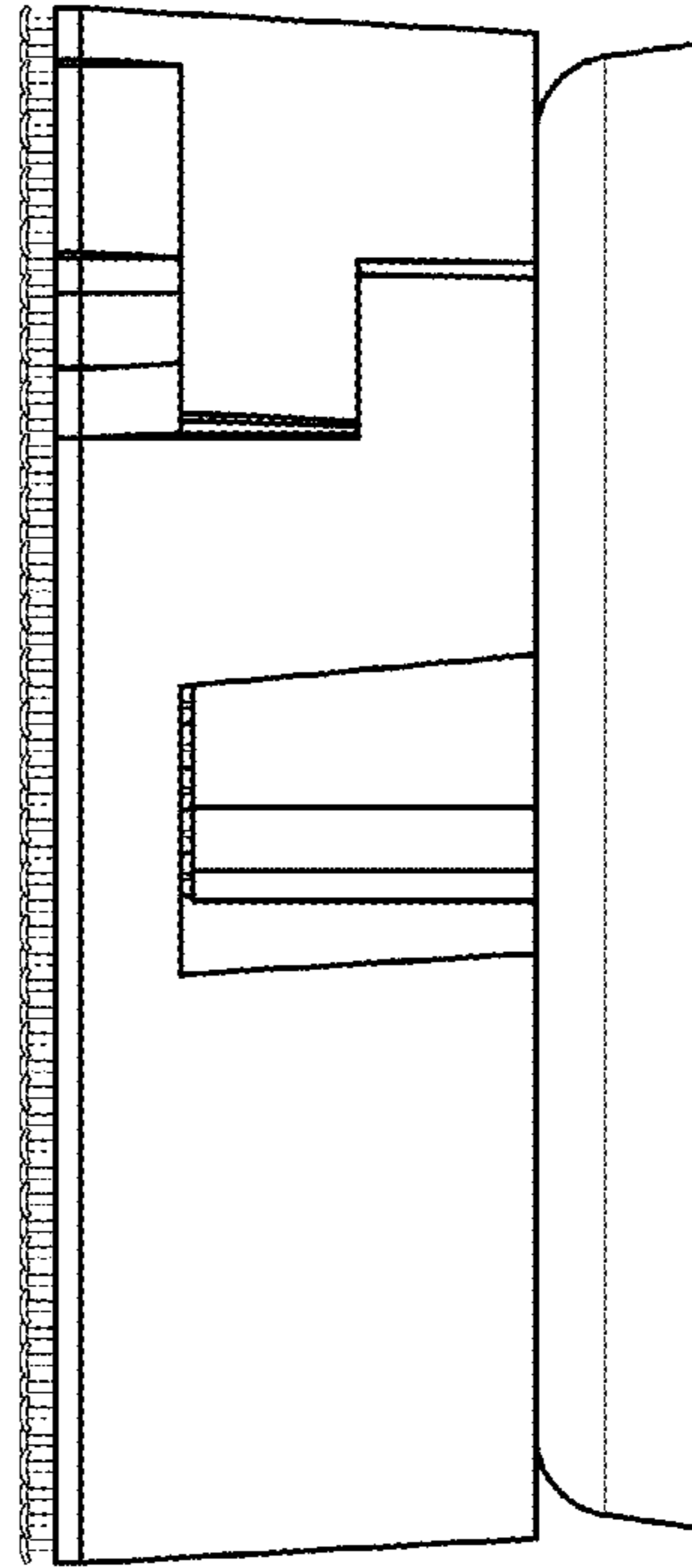


FIG. 5