



US00D721622S

(12) **United States Design Patent**
Platto et al.

(10) **Patent No.:** **US D721,622 S**
(45) **Date of Patent:** **** Jan. 27, 2015**

(54) **VEHICLE FRONT LOWER BUMPER COVER**

(56) **References Cited**

(71) Applicant: **Ford Motor Company**, Dearborn, MI (US)

U.S. PATENT DOCUMENTS

(72) Inventors: **Gordon M. Platto**, Troy, MI (US);
Bradley A. Richards, Bloomfield Hills, MI (US); **Moray S. Callum**, Ann Arbor, MI (US); **Joel Piaskowski**, Brighton (AU); **John Kim**, Ann Arbor, MI (US)

D539,711 S *	4/2007	Fujimaki	D12/169
D603,764 S *	11/2009	Youn	D12/169
D603,765 S *	11/2009	Youn	D12/169
D623,993 S *	9/2010	Miyazawa et al.	D12/169
D623,994 S *	9/2010	Miyazawa	D12/169
D624,471 S *	9/2010	Green	D12/169
D681,518 S *	5/2013	Platto et al.	D12/169

(73) Assignee: **Ford Motor Company**, Dearborn, MI (US)

Primary Examiner — Melody N Brown
(74) *Attorney, Agent, or Firm* — Damian Porcari

(**) Term: **14 Years**

(57) **CLAIM**
The ornamental design for a vehicle front lower bumper cover, as shown and described.

(21) Appl. No.: **29/475,389**

DESCRIPTION

(22) Filed: **Dec. 3, 2013**

(51) **LOC (10) Cl.** **12-16**

(52) **U.S. Cl.**
USPC **D12/169**

(58) **Field of Classification Search**
USPC D12/169, 216, 90-92, 86, 171, 196,
D12/163; 293/102, 113, 115, 117, 120;
296/180.1, 180.2

FIG. 1 is a top plan view of a vehicle front lower bumper cover;
FIG. 2 is a bottom plan view thereof;
FIG. 3 is a front elevational view thereof
FIG. 4 is a left side elevational view thereof;
FIG. 5 is a right side elevational view thereof;
FIG. 6 is a bottom left side perspective view thereof; and,
FIG. 7 is a bottom right side perspective view thereof.

See application file for complete search history.

1 Claim, 7 Drawing Sheets



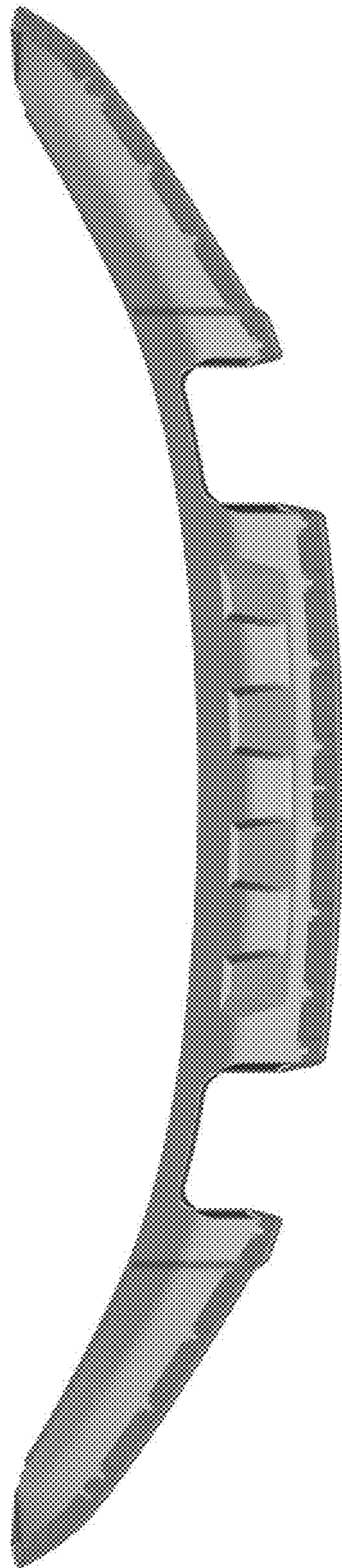
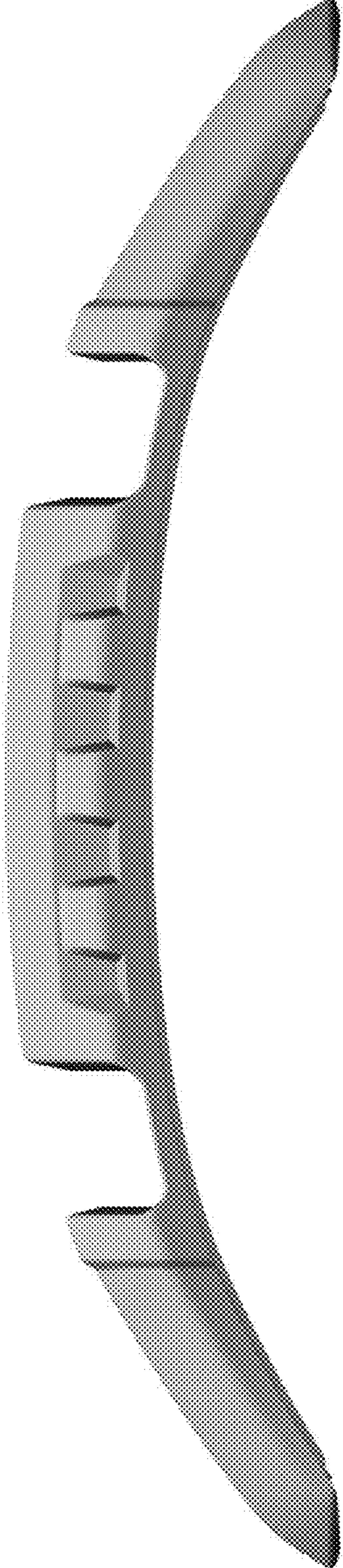


Figure 1

Figure 2






Figure 3




Figure 4




Figure 5

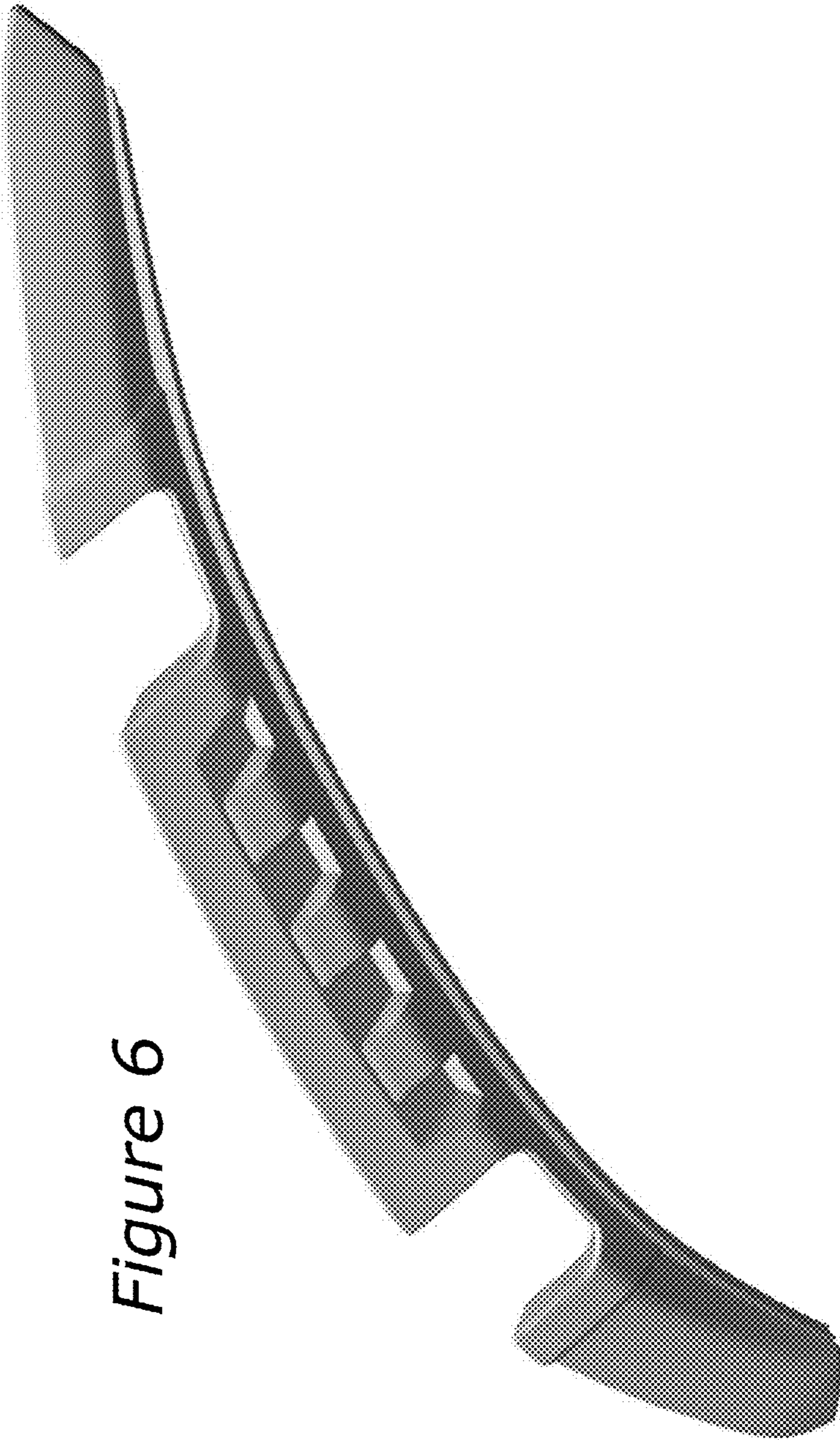


Figure 6

Figure 7

