

US00D721602S

(12) **United States Design Patent**
Iwasaki et al.

(10) **Patent No.:** **US D721,602 S**
(45) **Date of Patent:** **** Jan. 27, 2015**

(54) **IRONING TEMPLATE**

D577,617 S * 9/2008 Tucker D10/64
D587,147 S * 2/2009 Iwasaki D10/64
2007/0107246 A1* 5/2007 Morton 33/563

(71) Applicant: **Clover Mfg. Co., Ltd.**, Osaka-shi, Osaka (JP)

FOREIGN PATENT DOCUMENTS

(72) Inventors: **Chihiro Iwasaki**, Osaka (JP); **Joan Hawley**, Westerville, OH (US)

JP D1221724 11/2004

* cited by examiner

(73) Assignee: **Clover Mfg. Co., Ltd.**, Osaka (JP)

Primary Examiner — Antoine D Davis

(**) Term: **14 Years**

(74) *Attorney, Agent, or Firm* — Hamre, Schumann, Mueller & Larson, P.C.

(21) Appl. No.: **29/470,231**

(22) Filed: **Oct. 18, 2013**

(57) **CLAIM**

(51) **LOC (10) Cl.** **10-04**

We claim the ornamental design for an ironing template, as shown.

(52) **U.S. Cl.**
USPC **D10/64**

DESCRIPTION

(58) **Field of Classification Search**
USPC D10/64; 33/1 B, 1 G, 12, 13, 17 A,
33/562-567; 112/475.01; 434/95
See application file for complete search history.

FIG. 1 is a perspective view of an ironing template according to my design;

FIG. 2 is a front view of the same;

FIG. 3 is a rear view of the same;

FIG. 4 is a left side view of the same;

FIG. 5 is a right side view of the same;

FIG. 6 is a top plan view of the same; and,

FIG. 7 is a bottom view of the same.

(56) **References Cited**

U.S. PATENT DOCUMENTS

D133,842 S * 9/1942 Alt D10/64
D200,664 S * 3/1965 Kellinger D10/62
D279,797 S * 7/1985 Brunetto D19/37
D549,115 S * 8/2007 Tucker D10/64

1 Claim, 5 Drawing Sheets

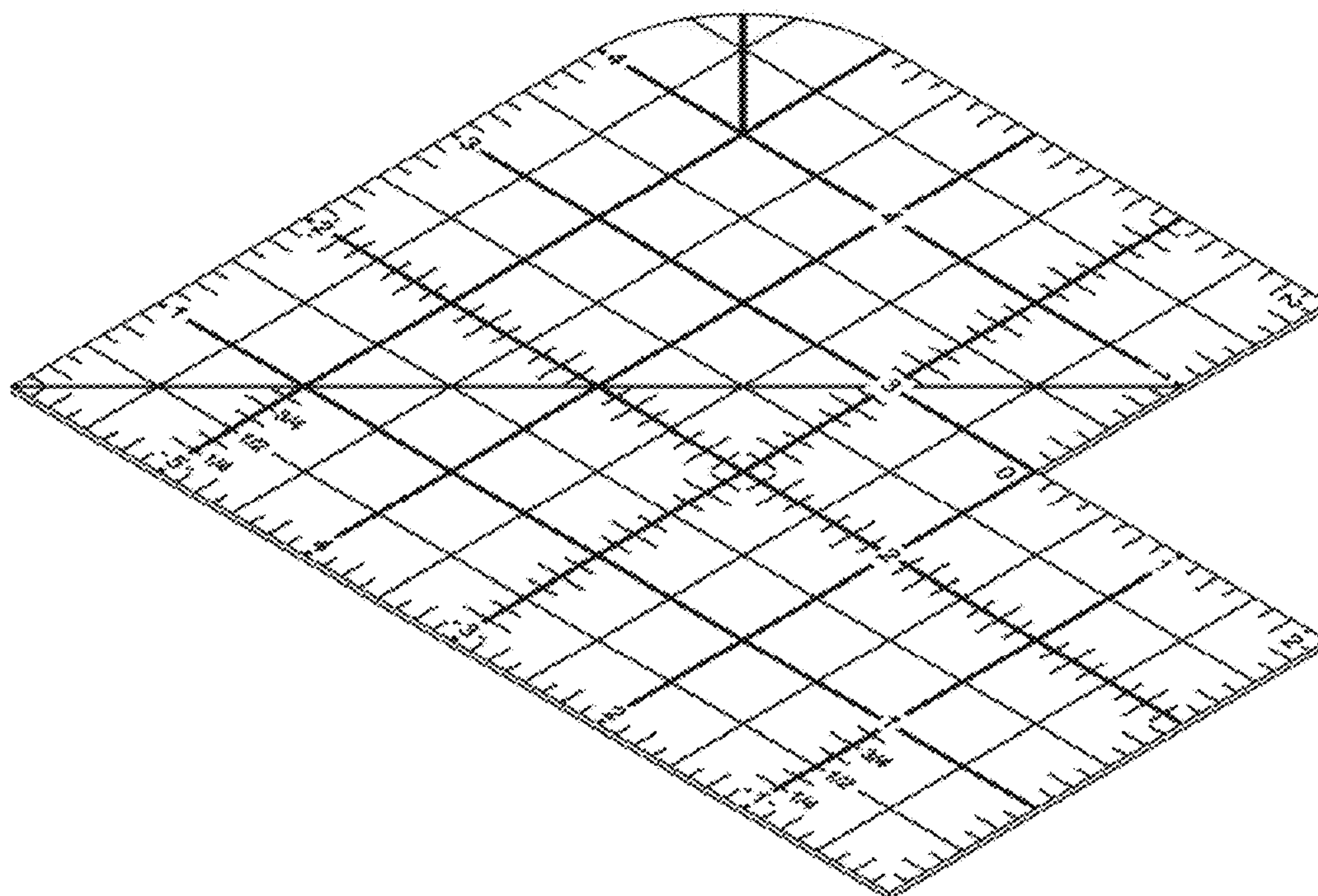


Fig. 1

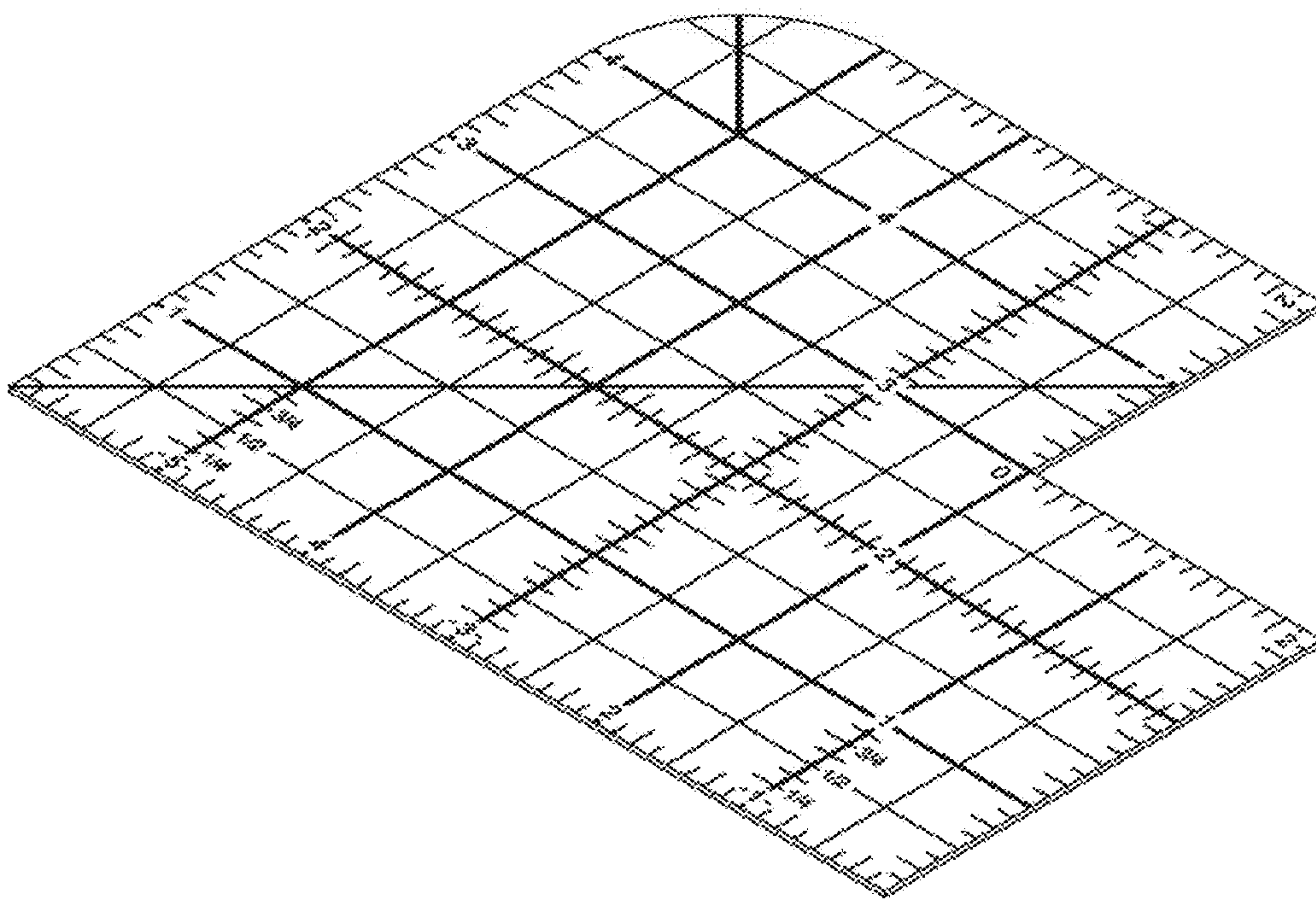


Fig. 2

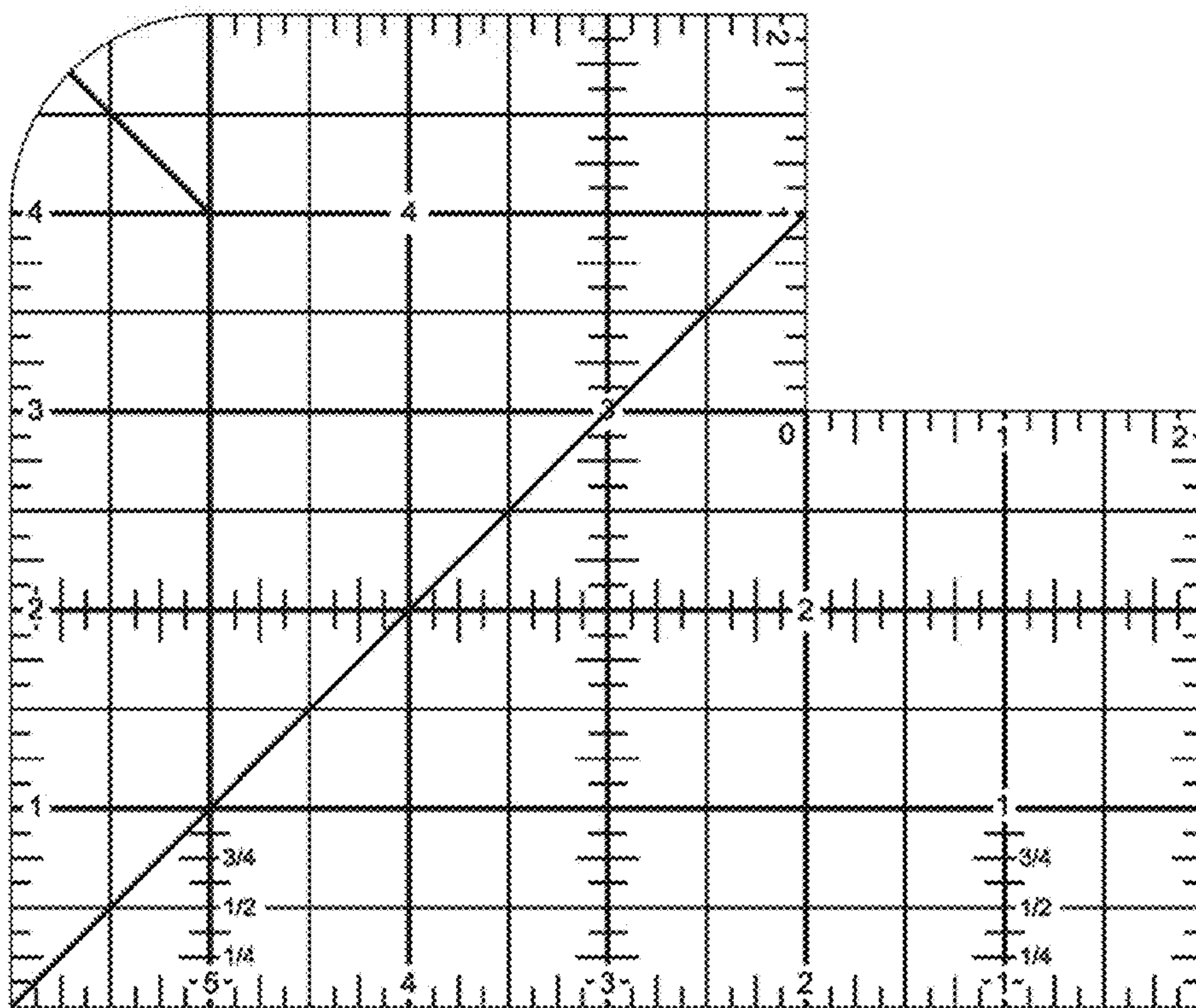


Fig. 3

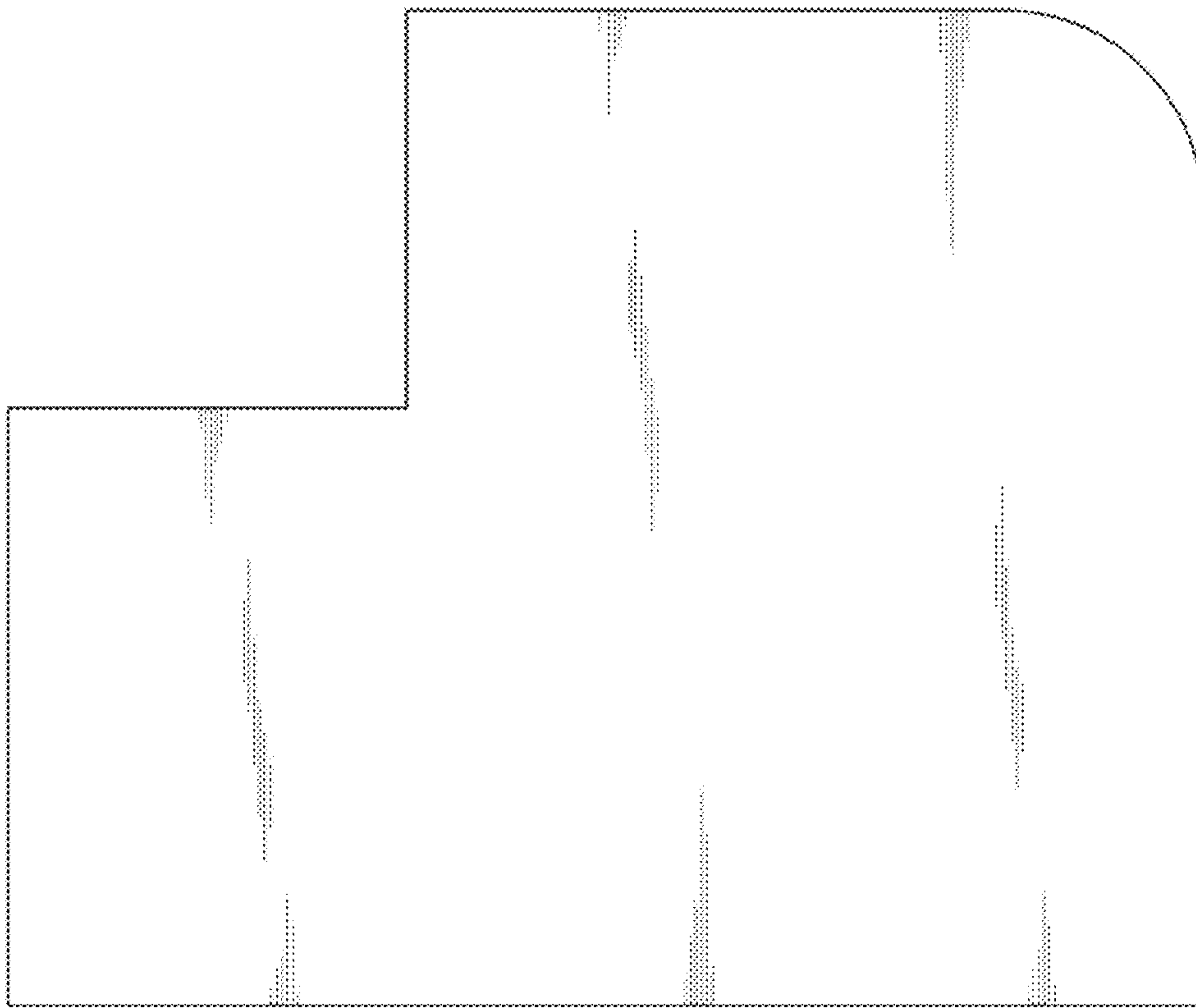


Fig. 4



Fig. 5



Fig. 6




Fig. 7

