



US00D721555S

(12) **United States Design Patent**
Lee

(10) **Patent No.:** **US D721,555 S**
(45) **Date of Patent:** **** Jan. 27, 2015**

(54) **TIRE REPAIRING TOOL**

(76) Inventor: **Jun Chung Lee**, Taichung (TW)

(**) Term: **14 Years**

(21) Appl. No.: **29/427,174**

(22) Filed: **Jul. 16, 2012**

(30) **Foreign Application Priority Data**

Jan. 19, 2012 (TW) 101201288

(51) **LOC (10) Cl.** **08-05**

(52) **U.S. Cl.**
USPC **D8/31**

(58) **Field of Classification Search**
USPC 16/110.1; 254/50.1-50.4, 239; 7/100,
7/166; 81/58.3-59.1, 121.1, 124.6,
81/176.1, 176.15, 176.2, 177.85;
D8/21-29, 31, 88, 89, 105
See application file for complete search history.

(56) **References Cited**

U.S. PATENT DOCUMENTS

1,385,948 A * 7/1921 Norlund 157/1.3
1,532,580 A * 4/1925 Edwards 157/1.3
D230,128 S * 1/1974 Fistler et al. D8/26
D399,716 S * 10/1998 Carr D8/21

5,970,552 A * 10/1999 Kwiecien et al. 7/143
6,279,430 B1 * 8/2001 Hsieh 81/177.7
D571,173 S * 6/2008 Hu D8/27
7,395,848 B2 * 7/2008 Bishop 157/1.17
D632,533 S * 2/2011 Cappuccio et al. D8/25
D634,916 S * 3/2011 Peterson et al. D2/642
D673,827 S * 1/2013 Cappuccio D8/25
D675,894 S * 2/2013 Chen D8/25
2001/0049845 A1 * 12/2001 Lewis 7/100

* cited by examiner

Primary Examiner — Adir Aronovich
Assistant Examiner — Ethiene Salgado-Rodriguez
(74) *Attorney, Agent, or Firm* — Charles E. Baxley

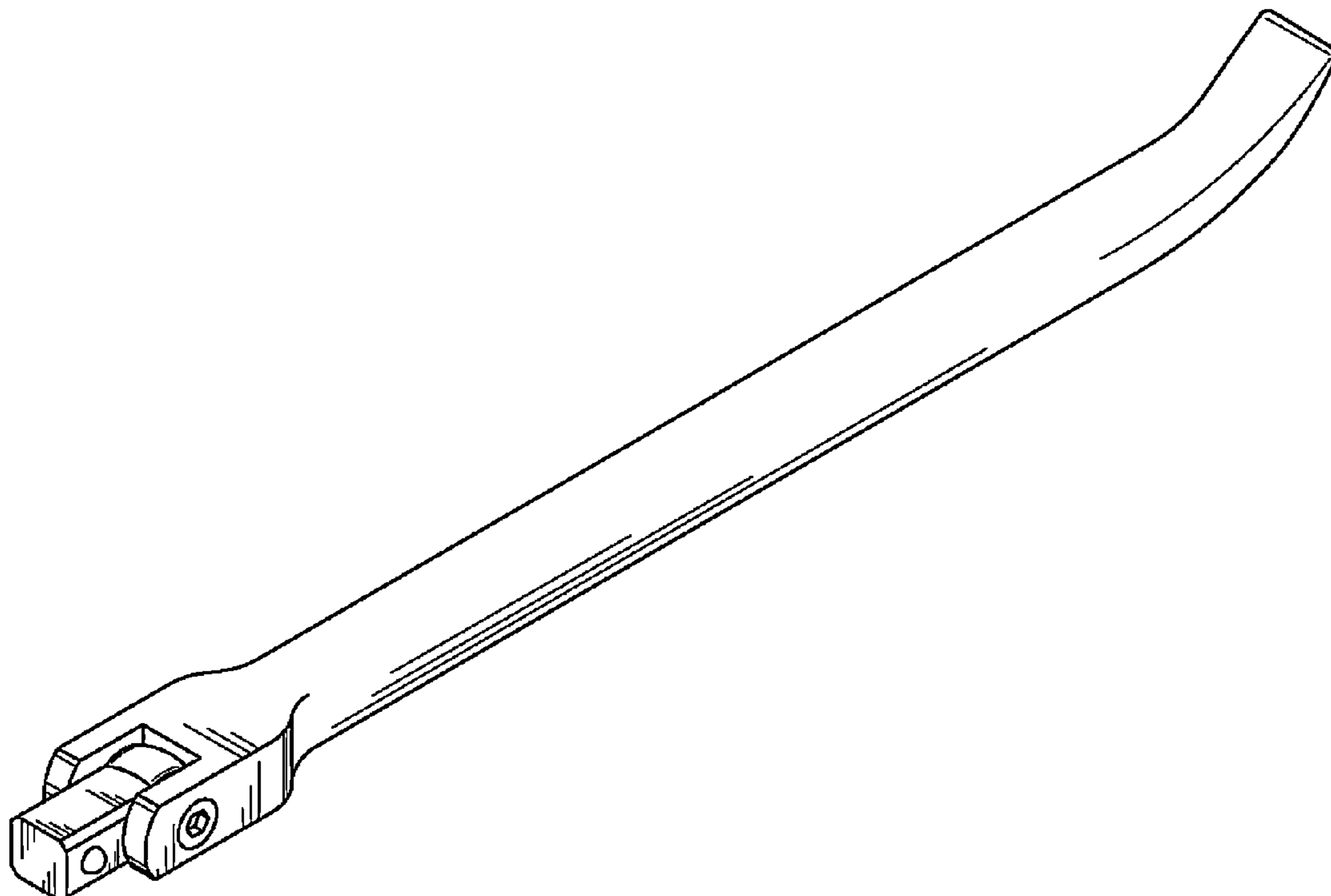
(57) **CLAIM**

The ornamental design for a tire repairing tool, as shown and described.

DESCRIPTION

FIG. 1 is a perspective view of a tire repairing tool showing my new design;
FIG. 2 is a front elevational view thereof;
FIG. 3 is a rear elevational view thereof;
FIG. 4 is a top plan view thereof;
FIG. 5 is a bottom plan view thereof;
FIG. 6 is a left side elevational view thereof;
FIG. 7 is a right side elevational view thereof; and,
FIG. 8 is a perspective view thereof, broken lines depicting the socket tool element are shown to illustrate environment only and form no part of the claimed design.

1 Claim, 4 Drawing Sheets



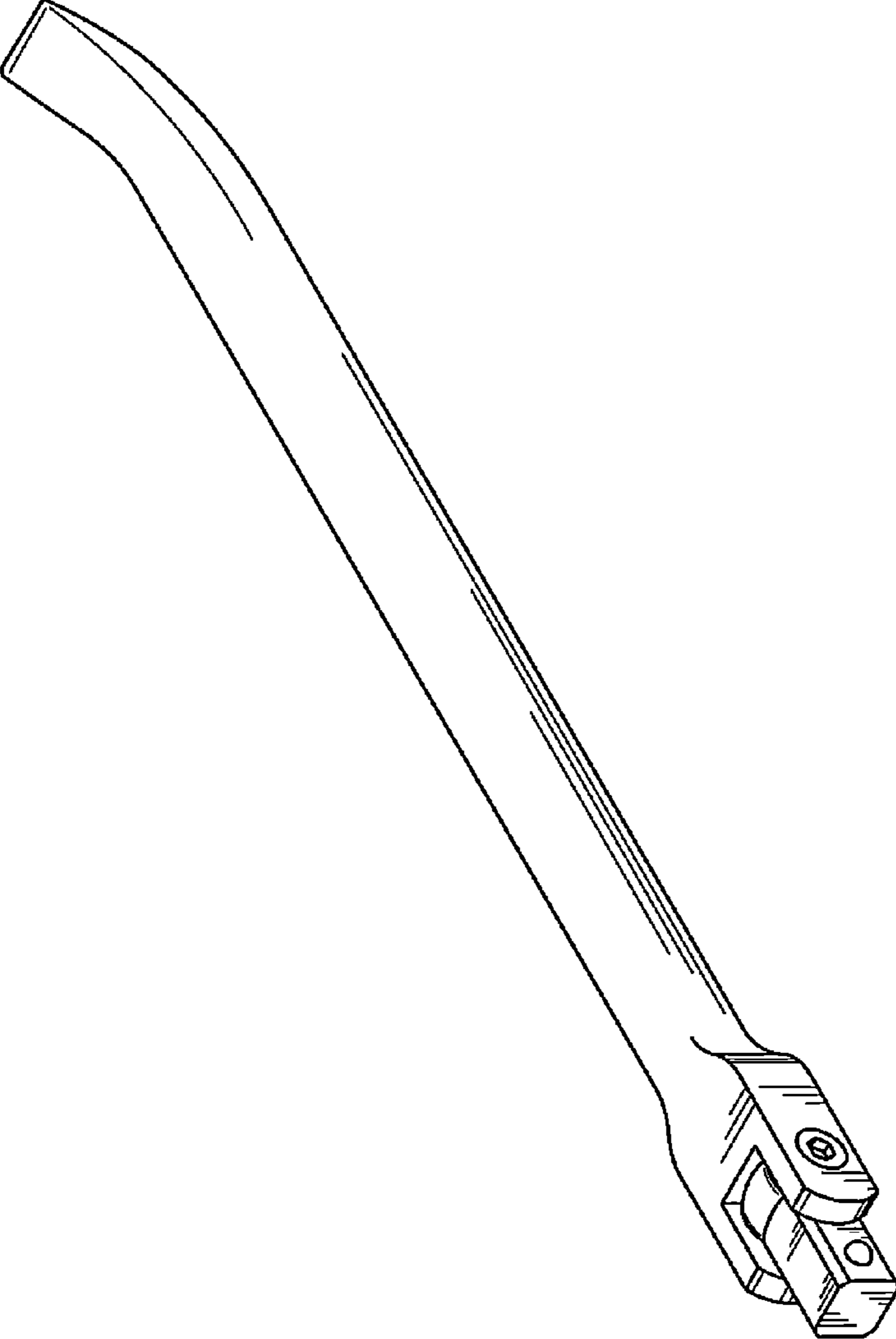


FIG. 1

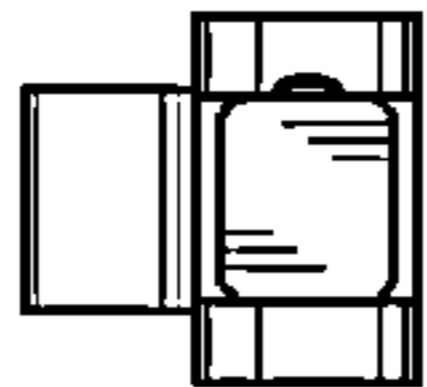


FIG. 2

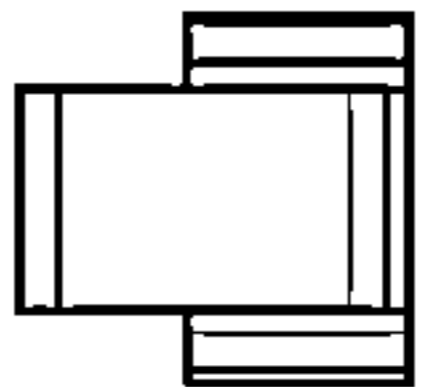


FIG. 3

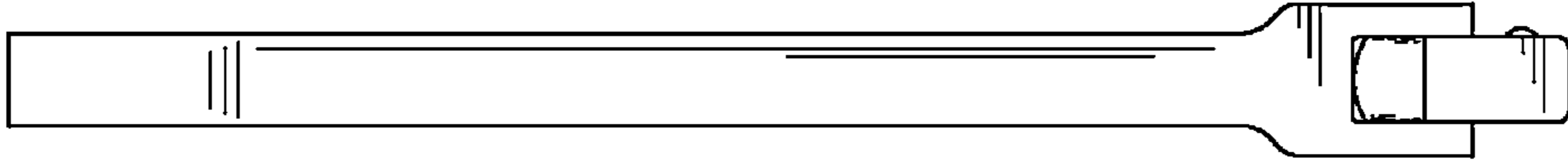


FIG. 4

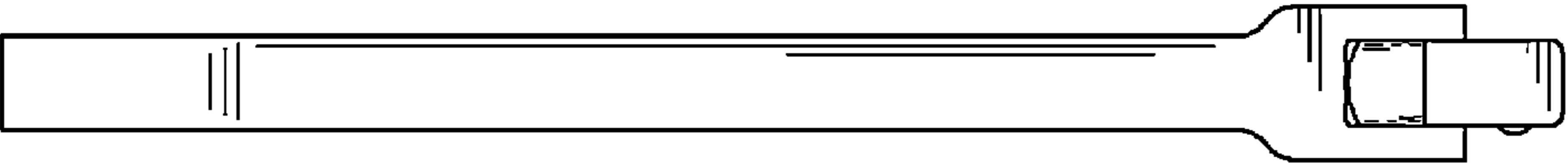


FIG. 5



FIG. 6




FIG. 7

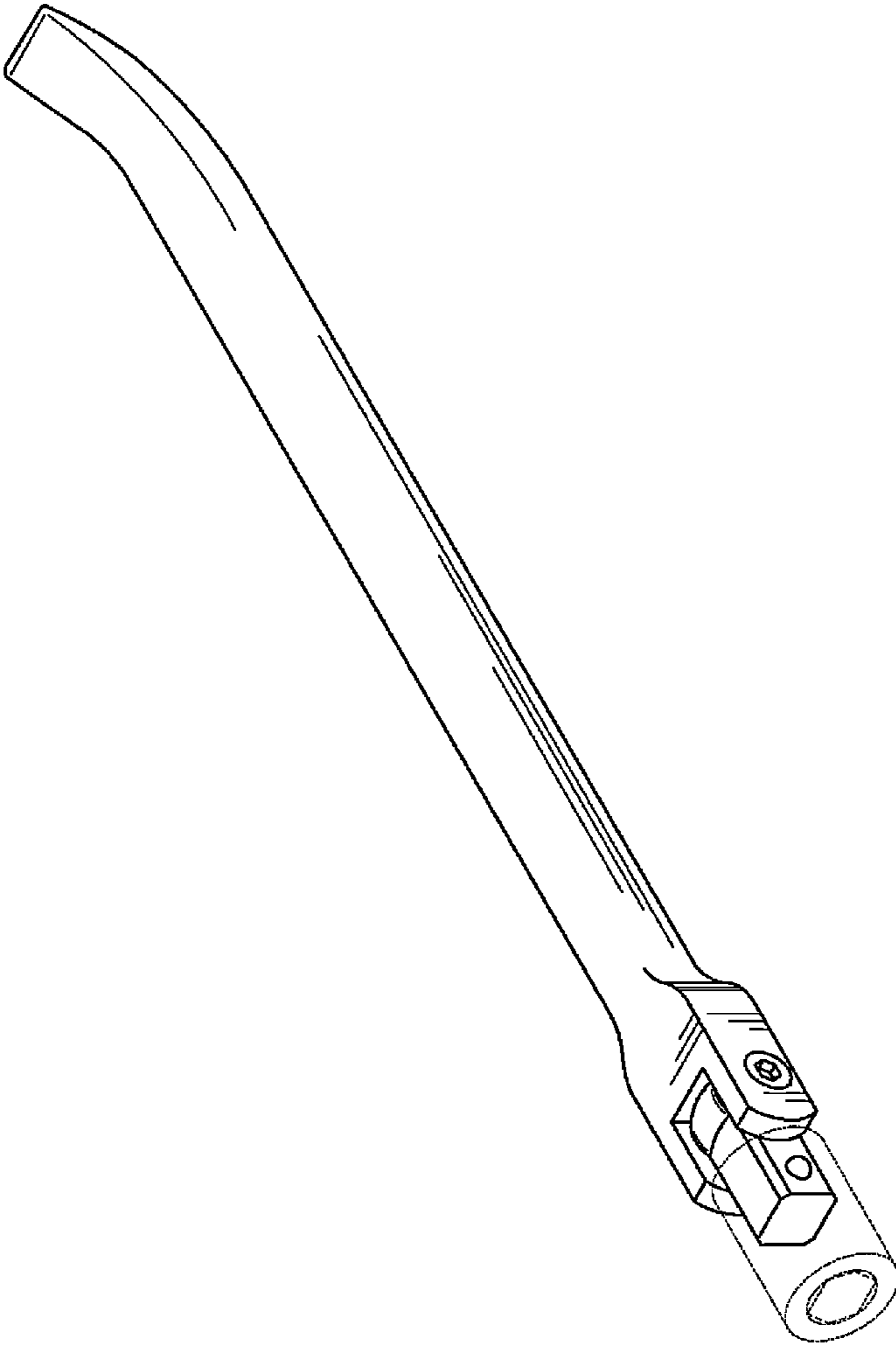


FIG. 8