

US00D721554S

(12) **United States Design Patent**  
**Lin**

(10) **Patent No.:** **US D721,554 S**  
(45) **Date of Patent:** **\*\* Jan. 27, 2015**

(54) **WRENCH**

(71) Applicant: **Pard Hardware Industrial Co., Ltd.**,  
Taichung (TW)

(72) Inventor: **Jian-Liang Lin**, Taichung (TW)

(73) Assignee: **Pard Hardware Industrial Co., Ltd.**,  
Taichung (TW)

(\*\*) Term: **14 Years**

(21) Appl. No.: **29/465,241**

(22) Filed: **Aug. 26, 2013**

(30) **Foreign Application Priority Data**

Apr. 23, 2013 (TW) ..... 102302843

(51) **LOC (10) Cl.** ..... **08-05**

(52) **U.S. Cl.**  
USPC ..... **D8/25**

(58) **Field of Classification Search**  
USPC ..... D8/21-29, 107, 303, 17, 82-87;  
81/125.1, 124.1, 124.4, 177.1-177.7,  
81/489, 436-440, 60; 16/110.1, 421, 422,  
16/430, 431; D7/395, 649, 402.1, 393,  
D7/645, 401.2; D4/135, 138

See application file for complete search history.

(56) **References Cited**

U.S. PATENT DOCUMENTS

827,846 A *	8/1906	Bowser	81/61
D264,300 S *	5/1982	Imm	D8/28
D307,383 S *	4/1990	Huang	D8/97
D468,989 S *	1/2003	Gringer et al.	D8/107
D470,385 S *	2/2003	Chen	D8/107
D481,613 S *	11/2003	Macor	D8/107
D483,243 S *	12/2003	Chen	D8/107
D494,833 S *	8/2004	Macor	D8/107
6,792,833 B2 *	9/2004	Macor	81/125.1
6,920,811 B2 *	7/2005	Hsien	81/467
D592,024 S *	5/2009	Hsien	D8/25

\* cited by examiner

*Primary Examiner* — Randall Gholson

(74) *Attorney, Agent, or Firm* — Muncy, Geissler, Olds & Lowe, P.C.

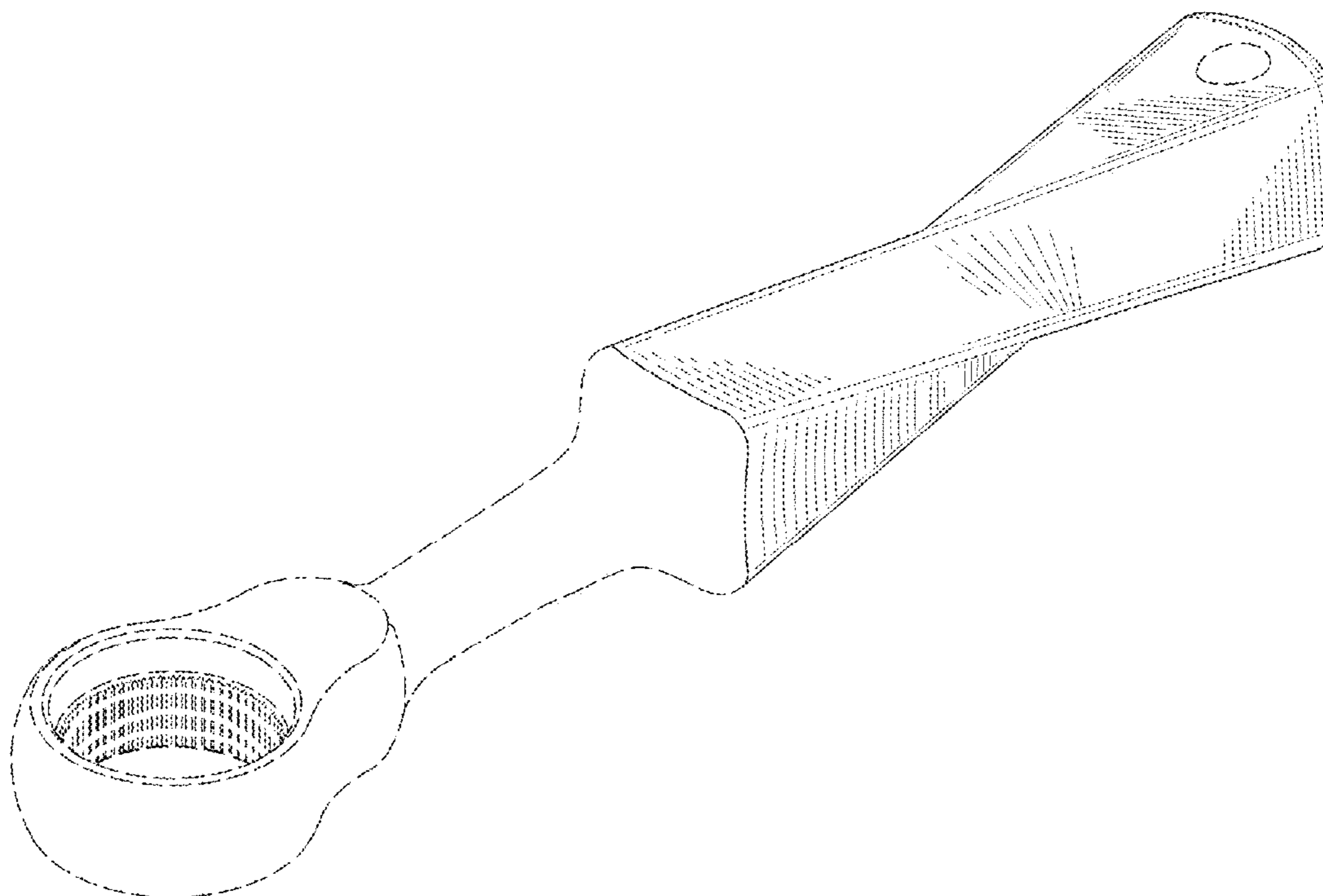
(57) **CLAIM**

The ornamental design for a wrench, as shown and described.

**DESCRIPTION**

FIG. 1 is a perspective view of the wrench, showing my new design;  
FIG. 2 is front view of the wrench shown in FIG. 1;  
FIG. 3 is a rear view of the wrench shown in FIG. 1;  
FIG. 4 is a left side view of the wrench shown in FIG. 1;  
FIG. 5 is a right side view of the wrench shown in FIG. 1;  
FIG. 6 is a top view of the wrench shown in FIG. 1; and,  
FIG. 7 is a bottom of the wrench shown in FIG. 1.  
The broken lines shown in the drawings are only for the purpose of illustrating unclaimed portions of the wrench and form no part of the claimed design.

**1 Claim, 6 Drawing Sheets**



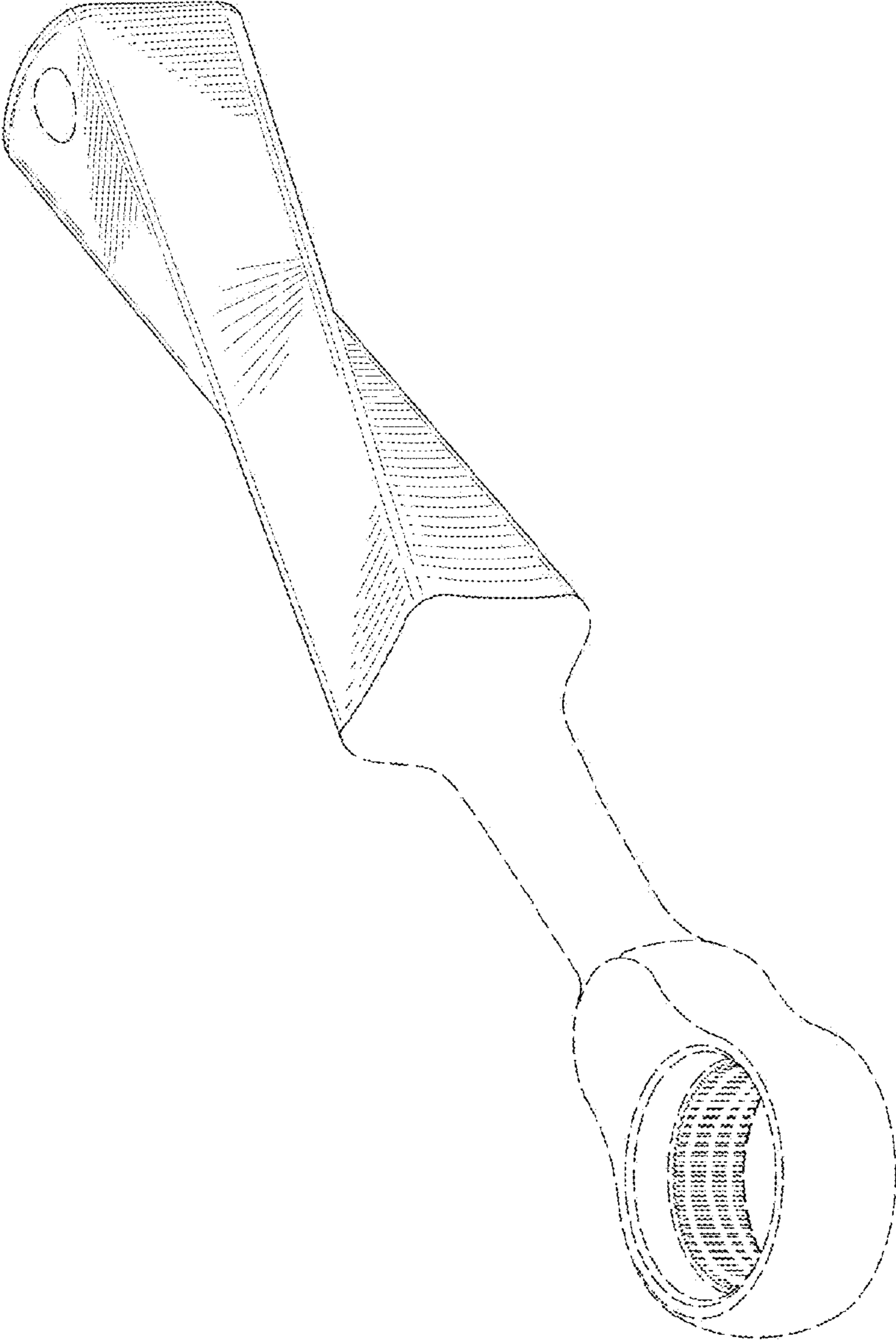


FIG. 1




FIG.3

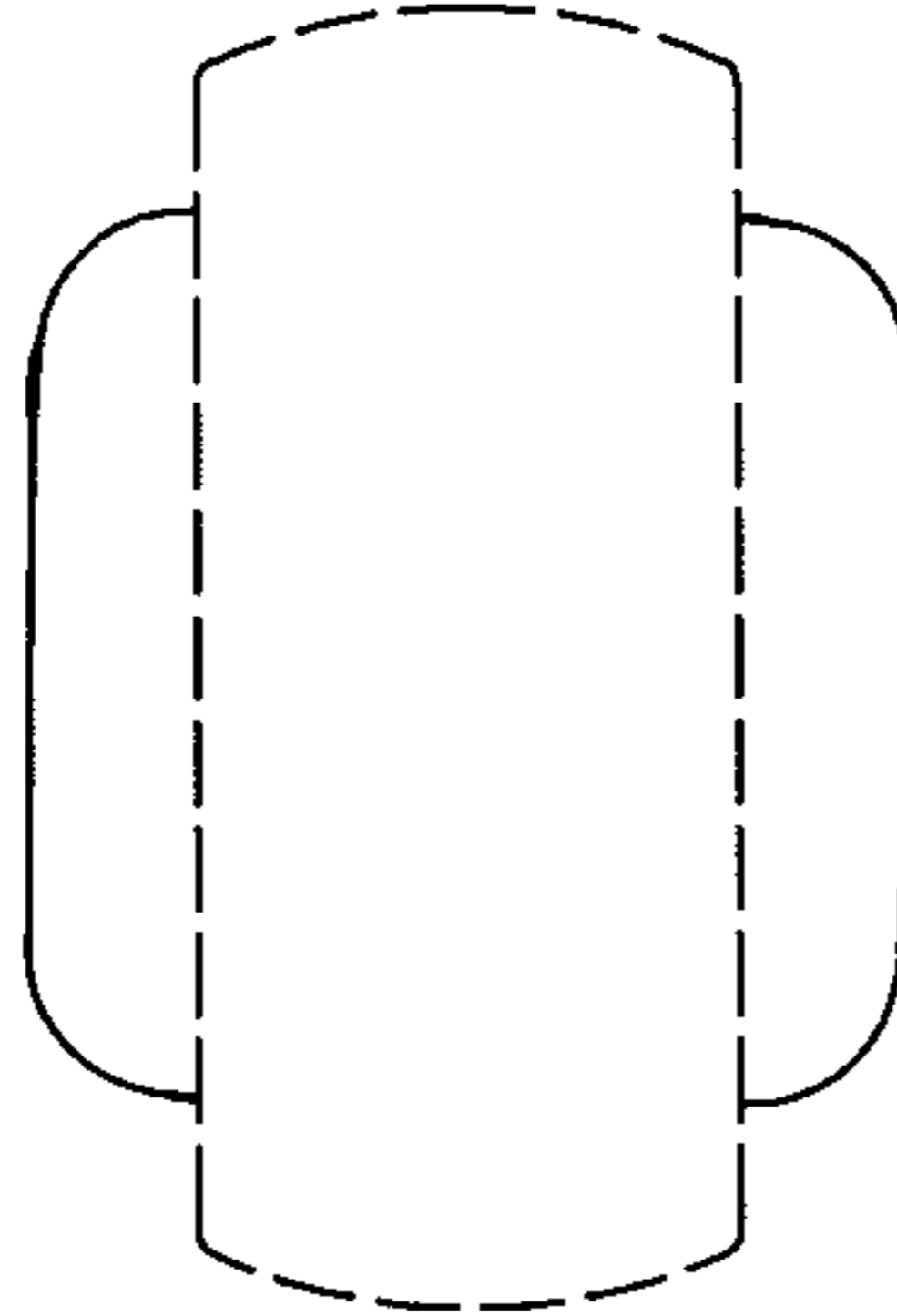


FIG.2

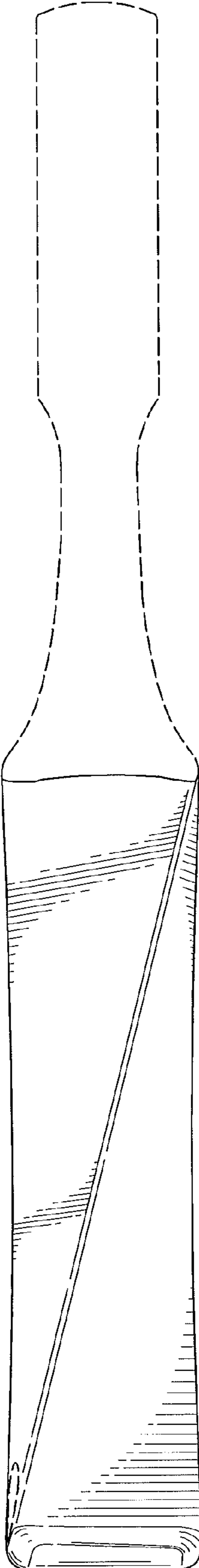


FIG.4

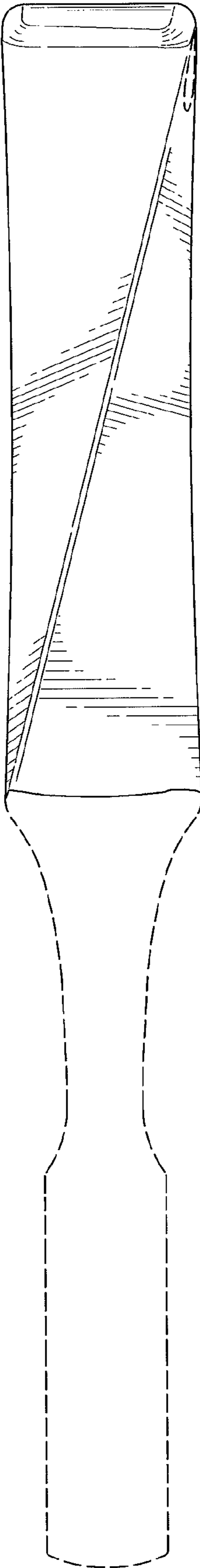


FIG. 5

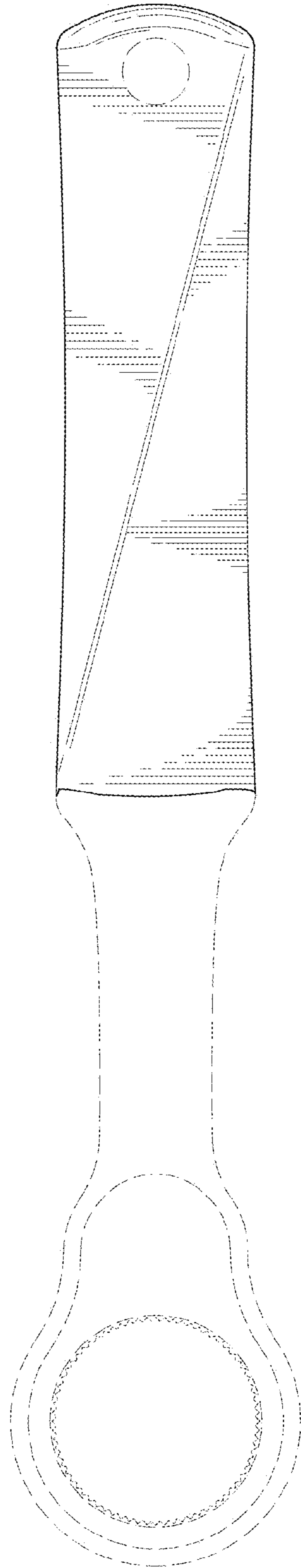


FIG.6

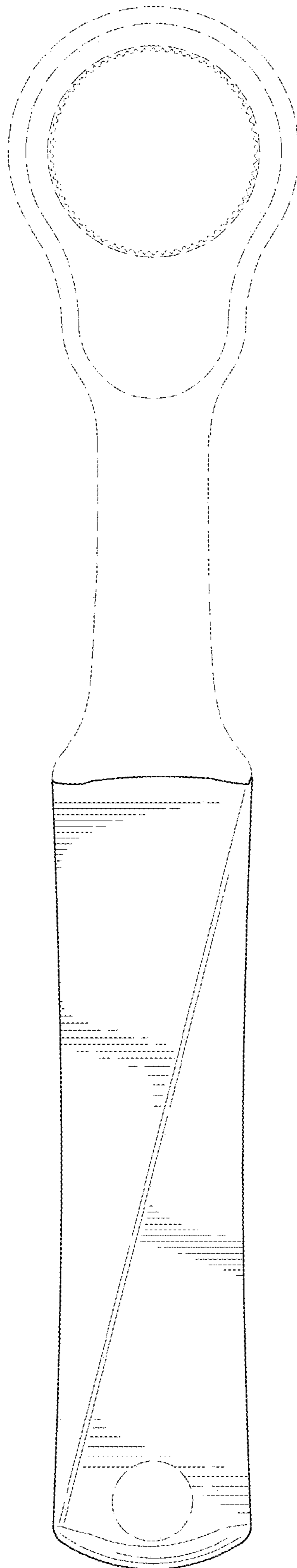


FIG.7