



US00D721540S

(12) **United States Design Patent**  
**Grcic**

(10) **Patent No.:** **US D721,540 S**  
(45) **Date of Patent:** **\*\* Jan. 27, 2015**

(54) **TRAVEL MUG**  
(71) Applicant: **Societe des Produits Nestle S.A., Vevey**  
(CH)  
(72) Inventor: **Konstantin Grcic, Munich (DE)**  
(73) Assignee: **Societe des Produits Nestle S.A., Vevey**  
(CH)

D604,103 S \* 11/2009 Alviar et al. .... D7/533  
D608,140 S \* 1/2010 Gilbert ..... D7/396.2  
D622,546 S \* 8/2010 Bodum ..... D7/510  
D623,017 S \* 9/2010 George ..... D7/510  
D643,245 S \* 8/2011 Minarsch ..... D7/392.1  
D674,663 S \* 1/2013 Cahen ..... D7/510  
D692,756 S \* 11/2013 McClellan et al. .... D9/447  
D696,906 S \* 1/2014 Roth ..... D7/510  
2010/0288782 A1 \* 11/2010 Lin ..... 220/752  
2012/0285961 A1 \* 11/2012 Roth et al. .... 220/254.3  
2014/0008378 A1 \* 1/2014 Rinderer et al. .... 220/703

(\*\*) Term: **14 Years**  
(21) Appl. No.: **29/468,603**  
(22) Filed: **Oct. 1, 2013**

\* cited by examiner  
*Primary Examiner* — Susan Bennett Hattan  
*Assistant Examiner* — Brett Miller  
(74) *Attorney, Agent, or Firm* — K&L Gates LLP

(30) **Foreign Application Priority Data**  
Apr. 4, 2013 (CH) ..... 139723  
(51) **LOC (10) Cl.** ..... **07-01**  
(52) **U.S. Cl.**  
USPC ..... **D7/511**  
(58) **Field of Classification Search**  
CPC ..... A47G 19/22–19/2211; A47G  
19/2266–19/2272  
USPC ..... D7/509–511, 392.1, 392.2, 523, 532,  
D7/396.1–396.3, 900; 220/703, 705, 710,  
220/711, 713, 715, 592.16, 592.17;  
D9/447, 453  
See application file for complete search history.

(57) **CLAIM**  
The ornamental design for a travel mug, as shown and described.

(56) **References Cited**  
U.S. PATENT DOCUMENTS  
D560,435 S \* 1/2008 Meehan ..... D7/510  
D572,975 S \* 7/2008 Germany ..... D7/510

**DESCRIPTION**  
FIG. 1 illustrates a top perspective view of a travel mug according to the present invention;  
FIG. 2 illustrates a bottom perspective view thereof;  
FIG. 3 illustrates a back side elevational view thereof;  
FIG. 4 illustrates a front side elevational view thereof;  
FIG. 5 illustrates a left side elevational view thereof;  
FIG. 6 illustrates a right side elevational view thereof;  
FIG. 7 illustrates a top plan view thereof; and,  
FIG. 8 illustrates a bottom plan view thereof.

**1 Claim, 8 Drawing Sheets**

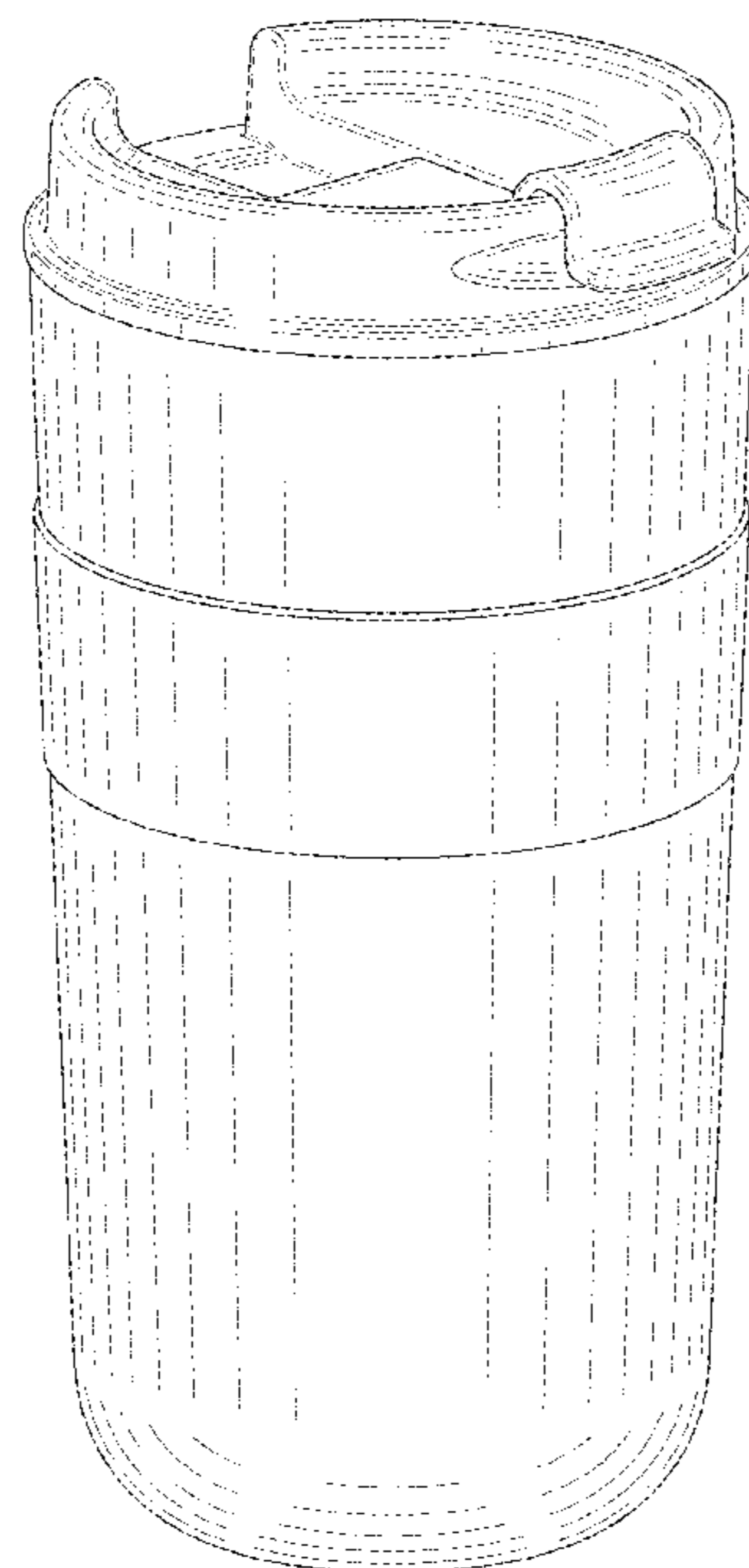


FIG. 1

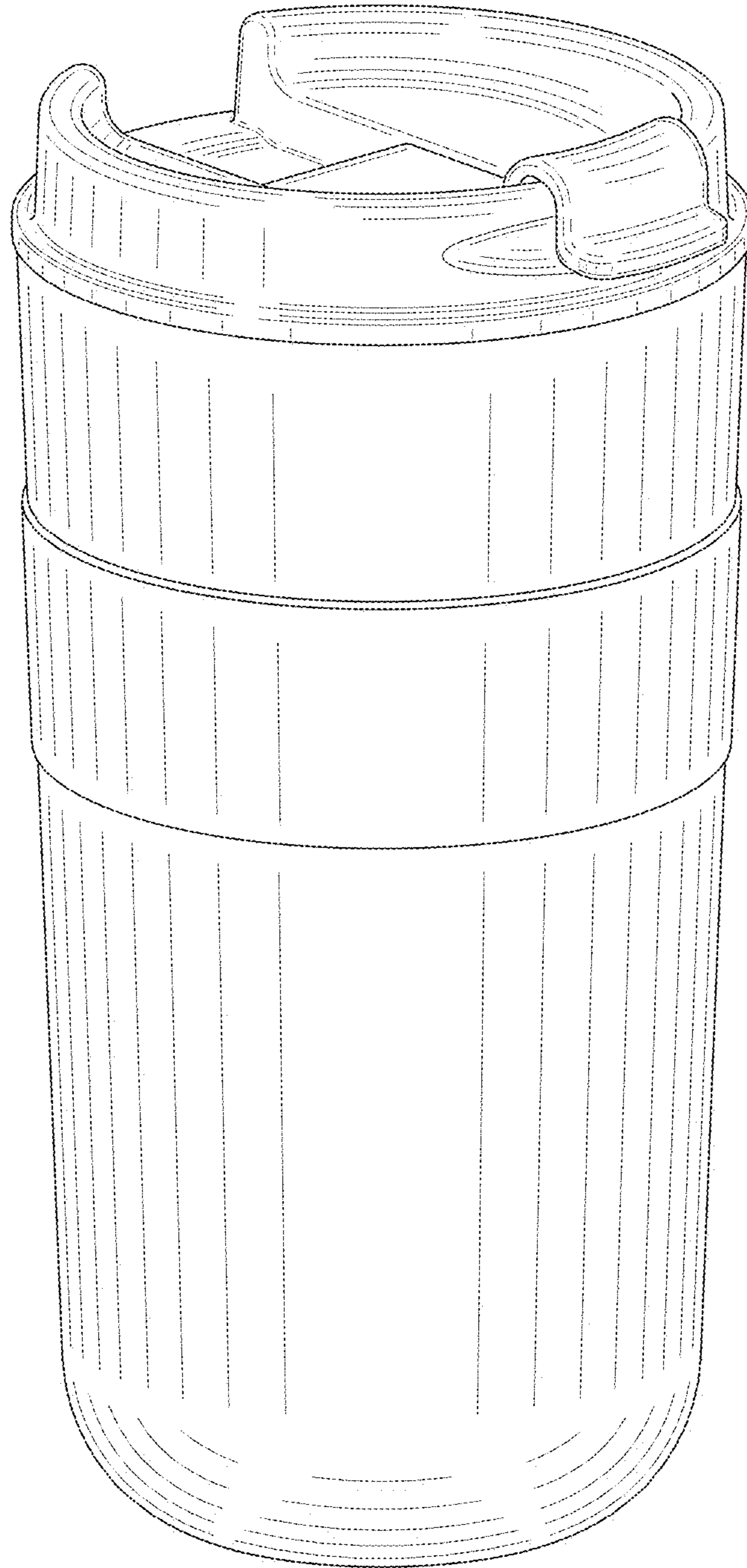


FIG. 2

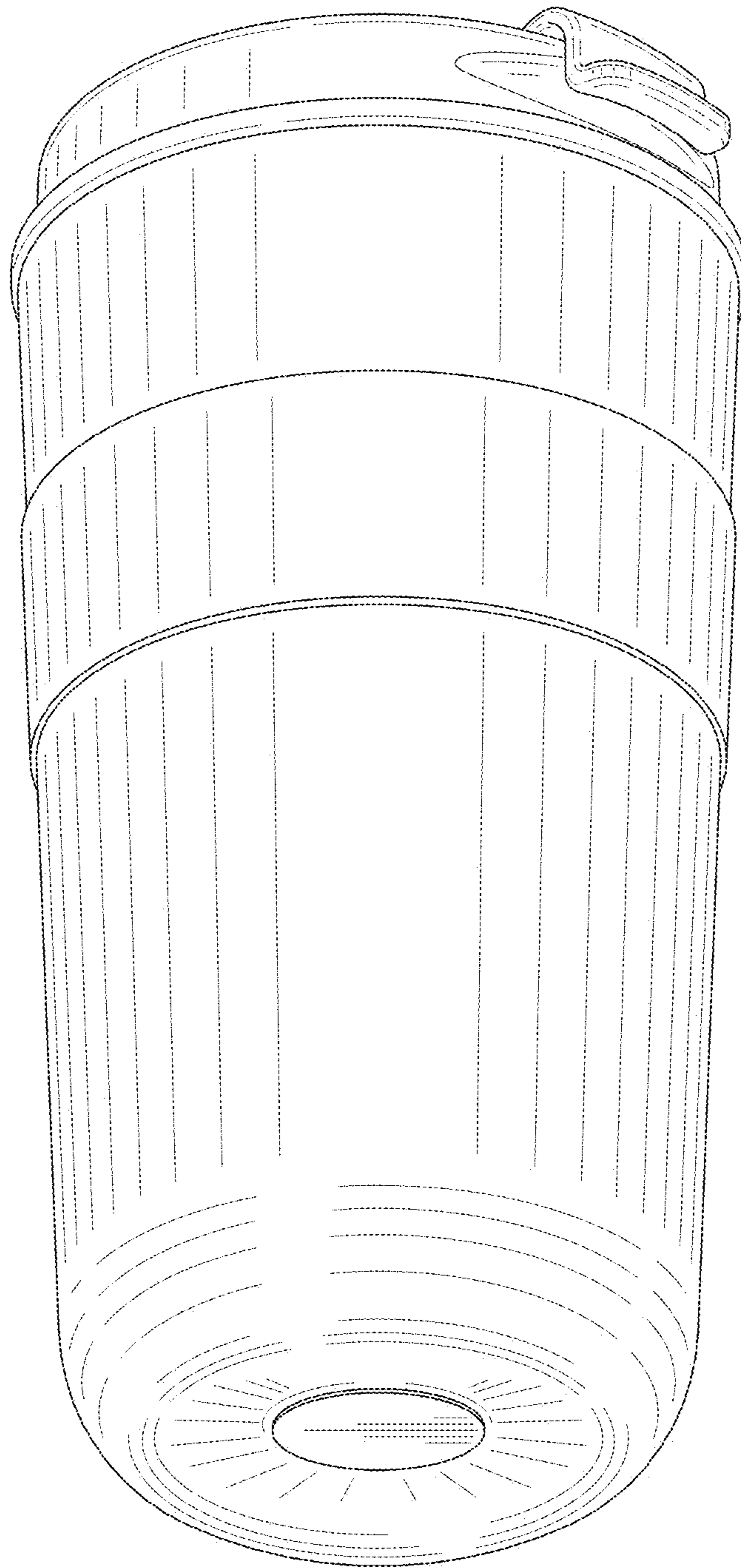


FIG. 3




FIG. 4




FIG. 5

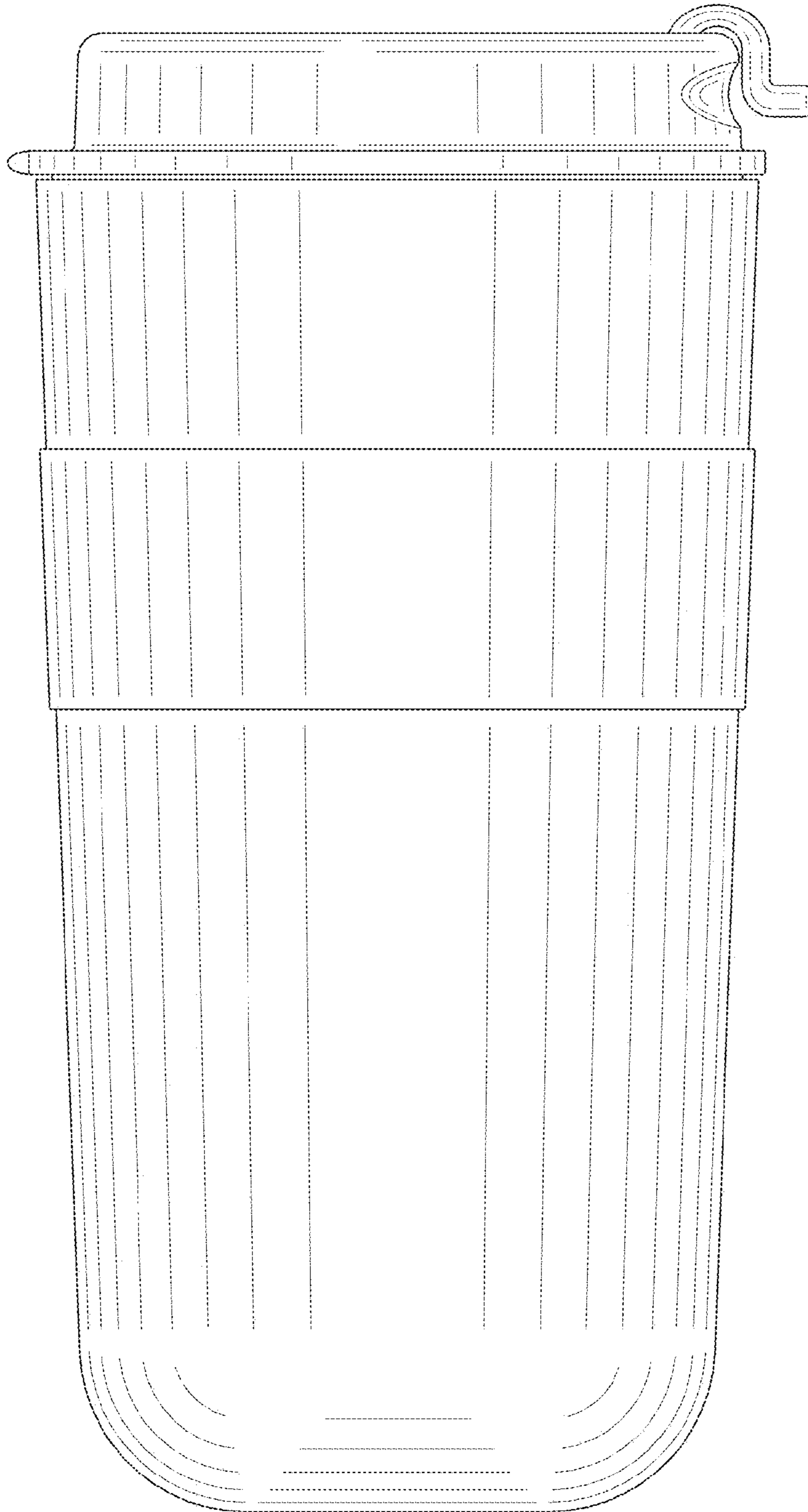


FIG. 6

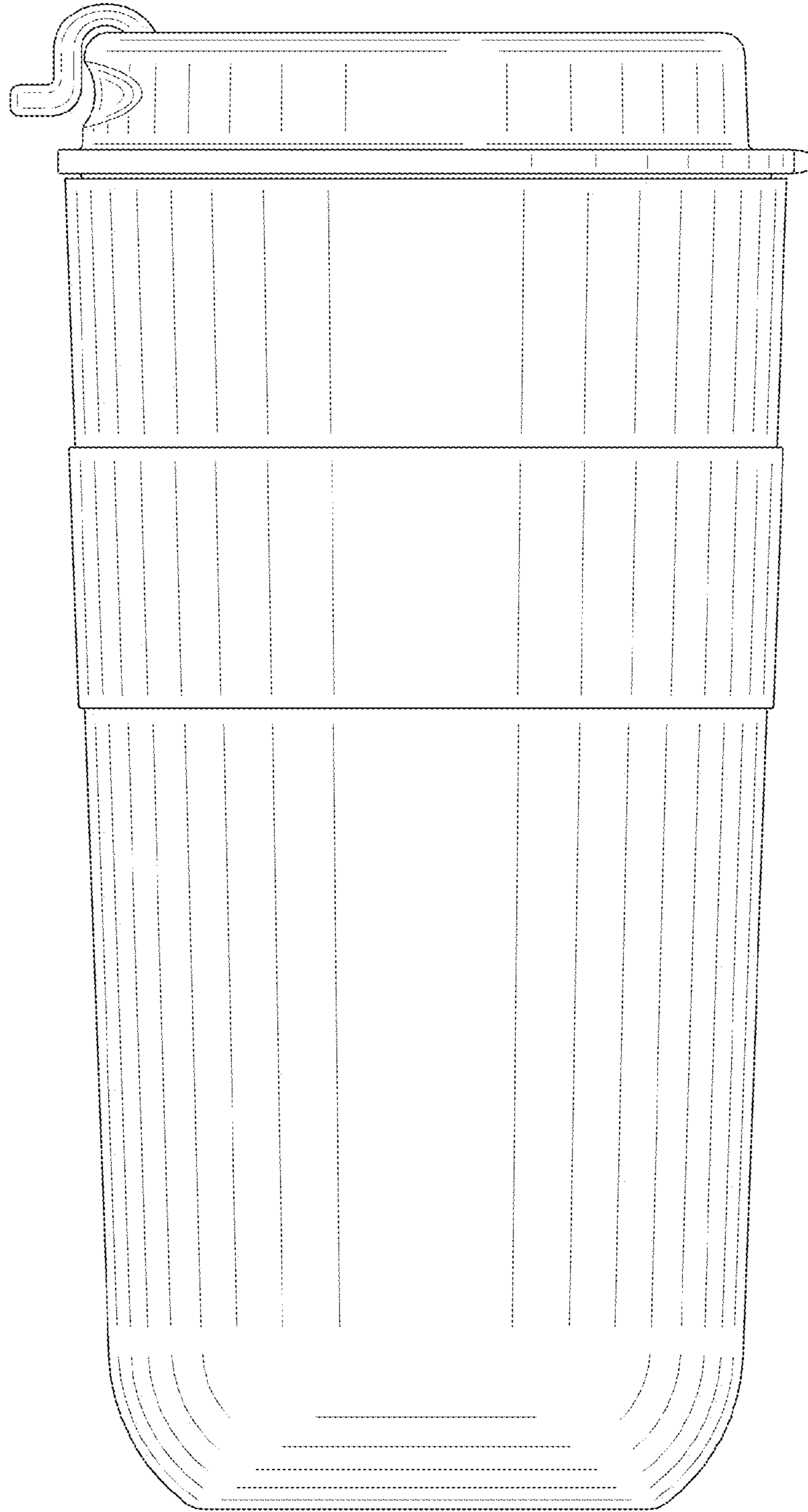


FIG. 7

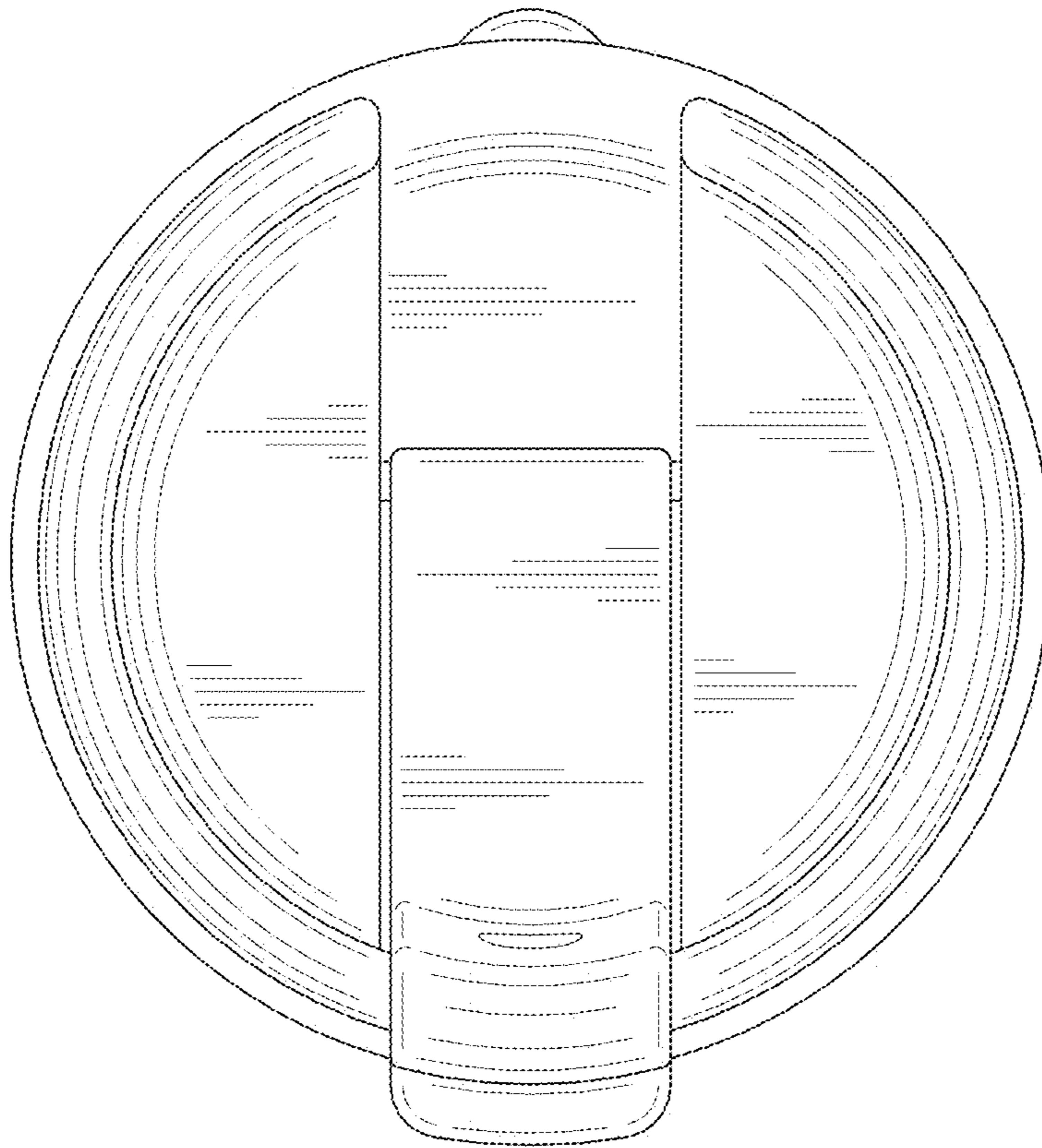




FIG. 8

