

US00D721538S

(12) **United States Design Patent**  
**Kim et al.**

(10) **Patent No.:** **US D721,538 S**  
(45) **Date of Patent:** **\*\* Jan. 27, 2015**

- (54) **OVEN**
- (71) Applicant: **Samsung Electronics Co., Ltd.**,  
Suwon-si, Gyeonggi-do (KR)
- (72) Inventors: **Taikyung Kim**, Seoul (KR); **Jae Jun Kim**, Seoul (KR); **Yunho Yang**,  
Kihung-gu (KR)
- (73) Assignee: **Samsung Electronics Co., Ltd.** (KR)
- (\*\*) Term: **14 Years**
- (21) Appl. No.: **29/487,900**
- (22) Filed: **Apr. 14, 2014**

- (30) **Foreign Application Priority Data**  
Nov. 1, 2013 (KR) ..... 30-2013-0055147
- (51) **LOC (10) Cl.** ..... **07-02**
- (52) **U.S. Cl.**  
USPC ..... **D7/408**
- (58) **Field of Classification Search**  
USPC ..... D7/339-341, 346, 354-361, 388, 402,  
D7/408-409; D23/346-347, 397; 99/385,  
99/402, 403, 427, 449-450, 421 A, 421 H,  
99/421 R; 126/211, 275 R; 220/491, 912  
See application file for complete search history.

- (56) **References Cited**  
U.S. PATENT DOCUMENTS
- |            |   |         |                    |        |
|------------|---|---------|--------------------|--------|
| D369,061 S | * | 4/1996  | Holbrook, Jr. .... | D7/408 |
| D378,262 S | * | 3/1997  | Sparks .....       | D7/408 |
| D378,885 S | * | 4/1997  | Sparks .....       | D7/408 |
| D461,090 S | * | 8/2002  | Rummel et al. .... | D7/346 |
| D467,461 S | * | 12/2002 | Jones et al. ....  | D7/346 |
| D468,161 S | * | 1/2003  | Goodwin .....      | D7/408 |

|              |   |         |                     |         |
|--------------|---|---------|---------------------|---------|
| D470,359 S   | * | 2/2003  | Jones et al. ....   | D7/408  |
| D489,933 S   | * | 5/2004  | Rummel et al. ....  | D7/346  |
| D492,545 S   | * | 7/2004  | Becker et al. ....  | D7/408  |
| D495,202 S   | * | 8/2004  | Becker et al. ....  | D7/408  |
| D550,031 S   | * | 9/2007  | Pino et al. ....    | D7/408  |
| D550,505 S   | * | 9/2007  | Pino et al. ....    | D7/408  |
| D551,501 S   | * | 9/2007  | Baldwin .....       | D7/408  |
| D557,069 S   | * | 12/2007 | Shin et al. ....    | D7/408  |
| D564,838 S   | * | 3/2008  | Shin et al. ....    | D7/408  |
| D577,255 S   | * | 9/2008  | Baldwin et al. .... | D7/408  |
| D622,543 S   | * | 8/2010  | Funnell et al. .... | D7/408  |
| D628,431 S   | * | 12/2010 | Funnell et al. .... | D7/346  |
| D629,638 S   | * | 12/2010 | Funnell et al. .... | D7/346  |
| D634,579 S   | * | 3/2011  | Funnell et al. .... | D7/408  |
| D634,580 S   | * | 3/2011  | Funnell et al. .... | D7/408  |
| 8,118,020 B2 | * | 2/2012  | Rummel et al. ....  | 126/211 |

\* cited by examiner

*Primary Examiner* — T. Chase Nelson  
*Assistant Examiner* — Mark Cavanna  
 (74) *Attorney, Agent, or Firm* — Cantor Colburn LLP

(57) **CLAIM**  
 We claim, the ornamental design for an oven, as shown and described.

**DESCRIPTION**

FIG. 1 is a front perspective view of an oven showing our new design;  
 FIG. 2 is a front elevation view thereof;  
 FIG. 3 is a rear elevation view thereof;  
 FIG. 4 is a side elevation view thereof;  
 FIG. 5 is another side elevation view thereof;  
 FIG. 6 is a top plan view thereof; and,  
 FIG. 7 is a bottom plan view thereof.  
 The broken lines are for environmental purposes only and form no part of the claimed design.

**1 Claim, 7 Drawing Sheets**

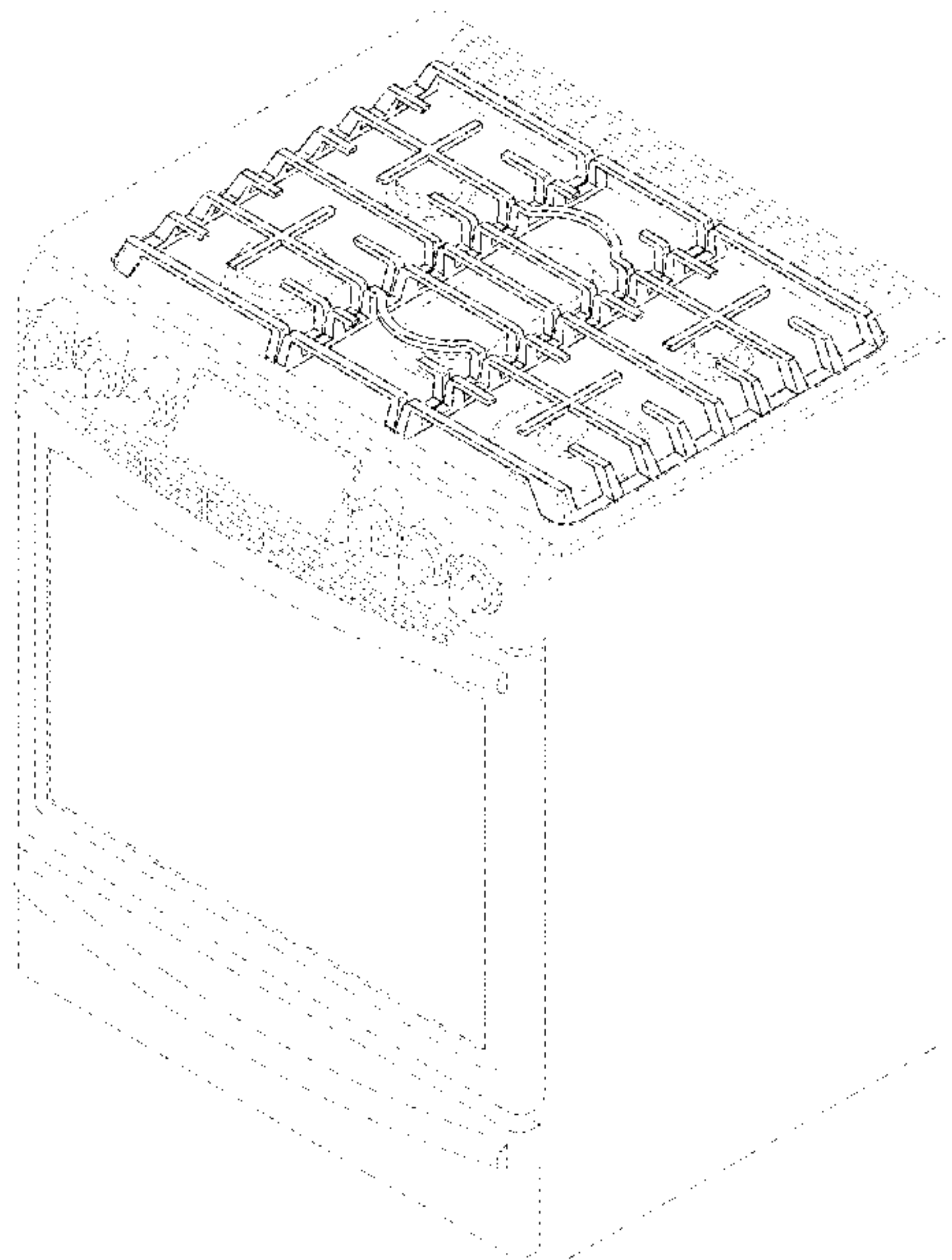


Fig. 1

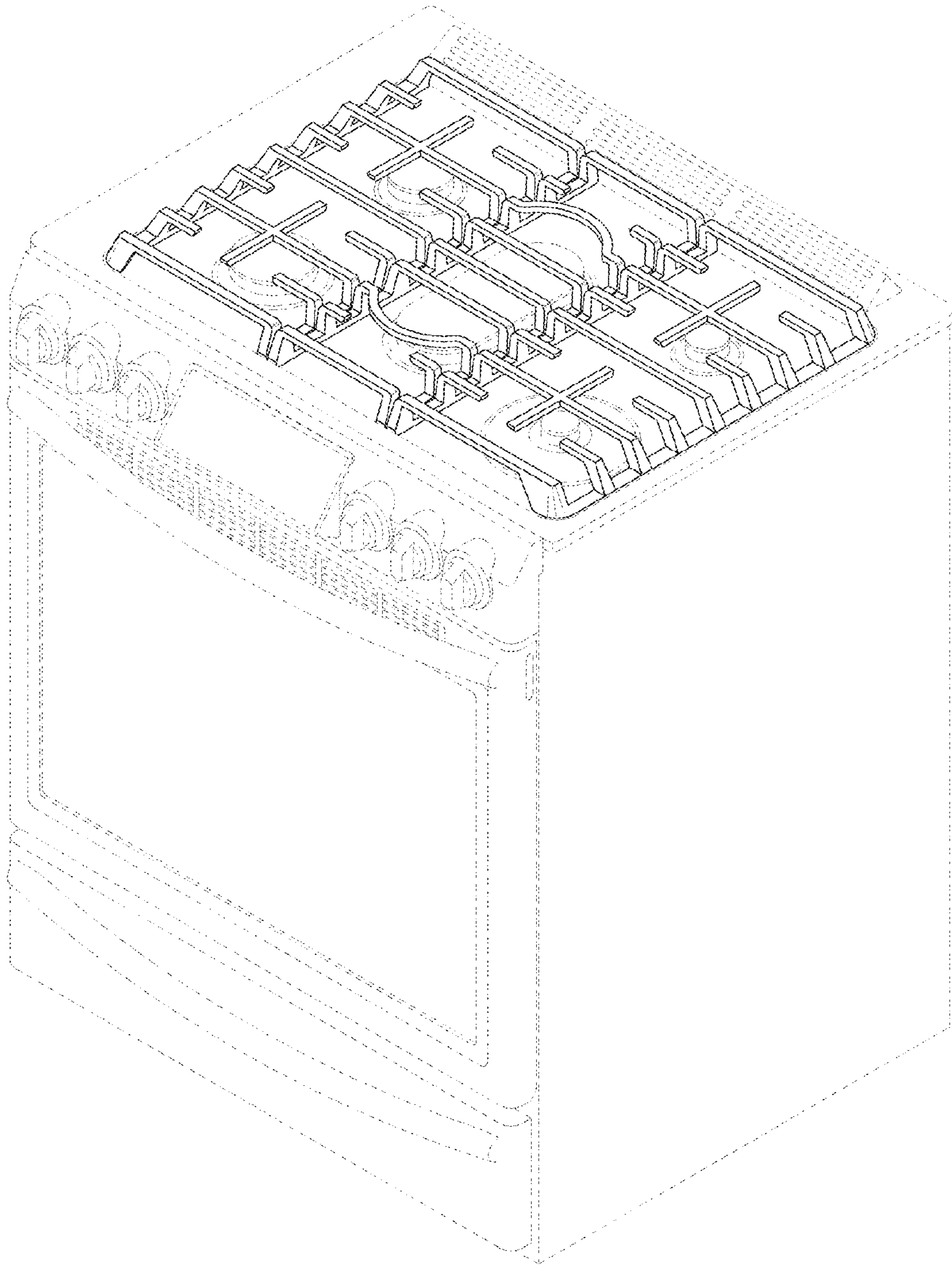


Fig. 2




Fig. 3




Fig. 4




Fig. 5

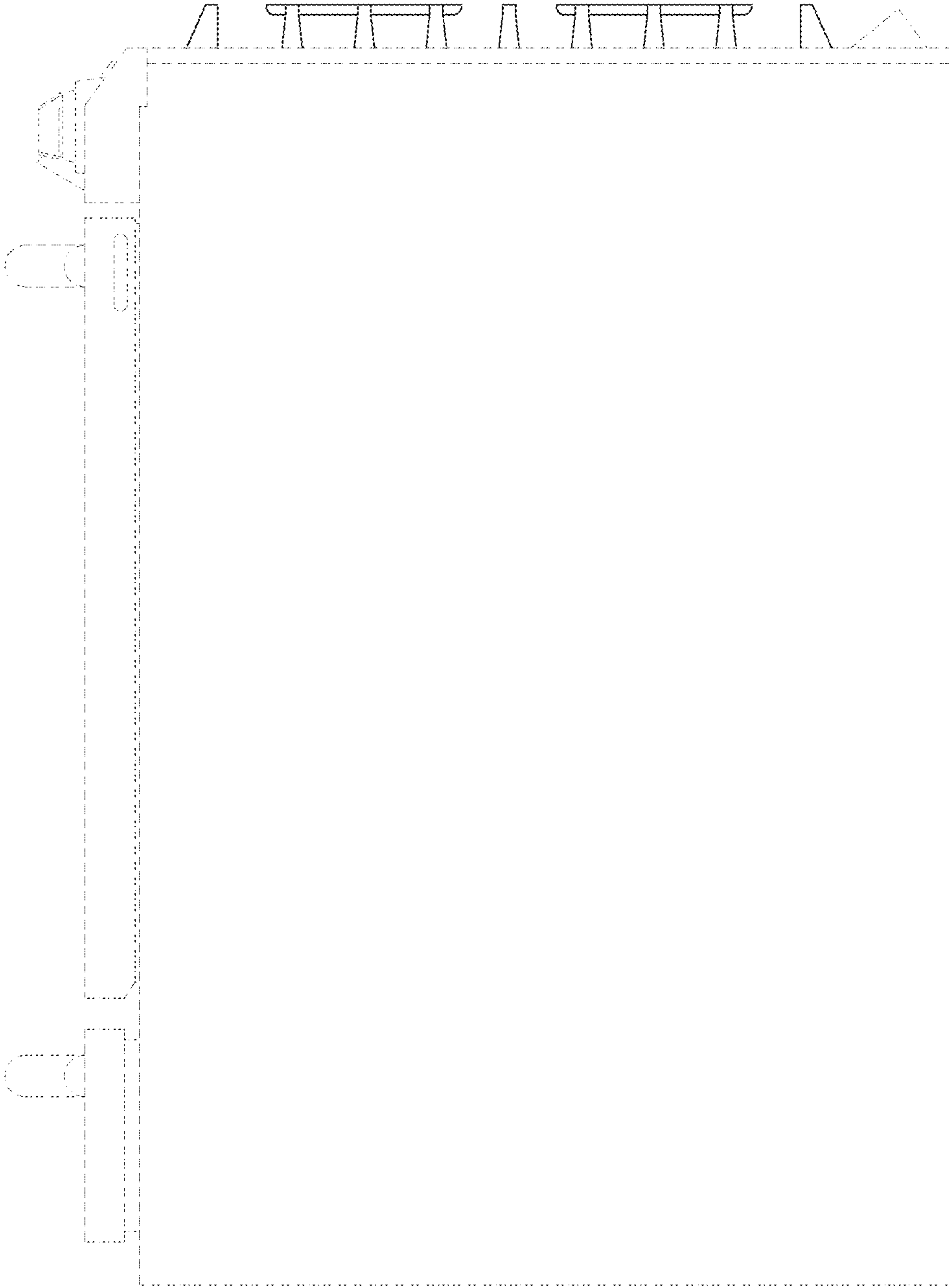




Fig. 6

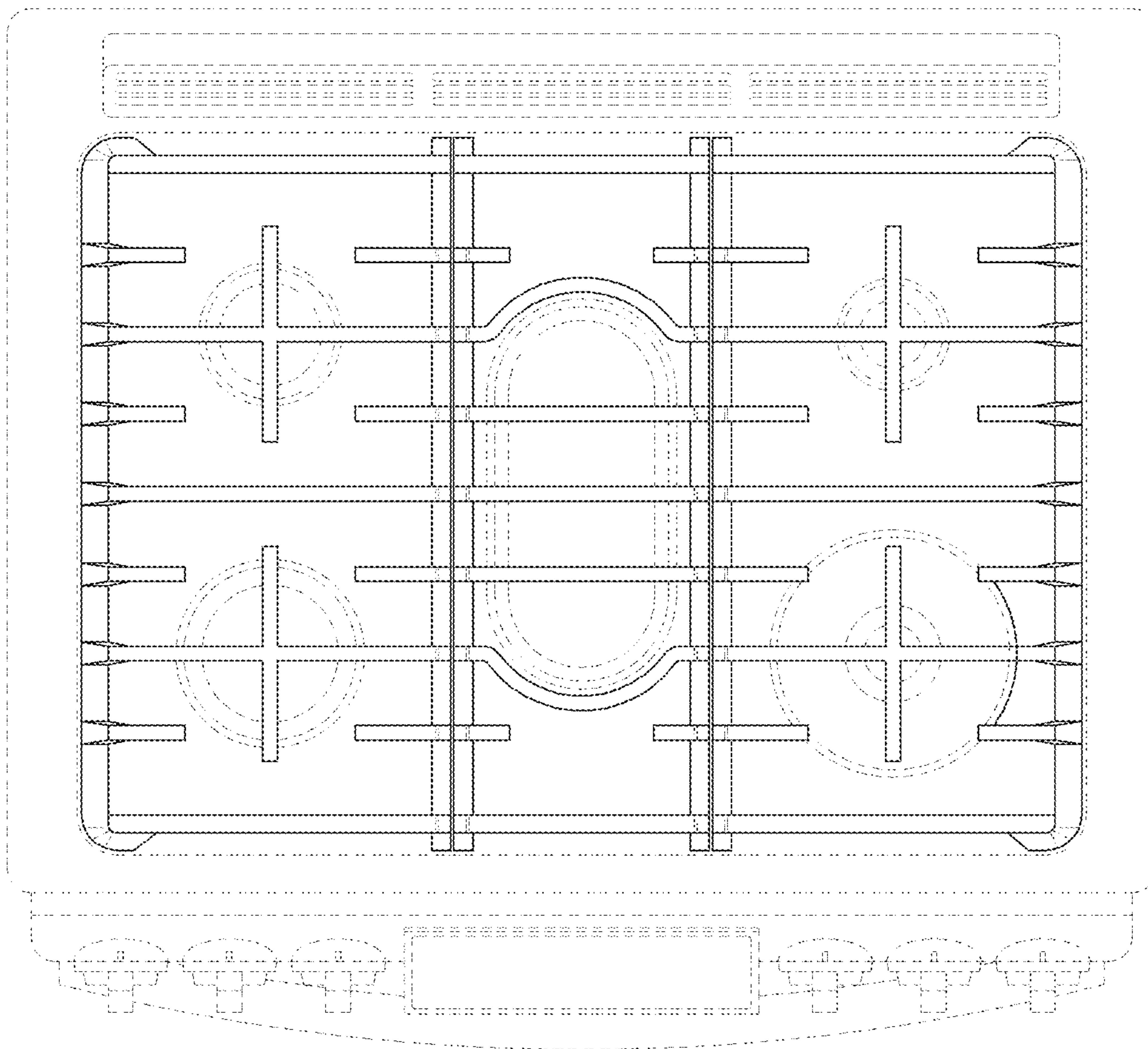


Fig. 7

