



US00D721512S

(12) **United States Design Patent**
Ma

(10) **Patent No.:** **US D721,512 S**
(45) **Date of Patent:** **** Jan. 27, 2015**

- (54) **PARK BENCH**
- (71) Applicant: **Tai-Ying Ma**, New Taipei (TW)
- (72) Inventor: **Tai-Ying Ma**, New Taipei (TW)
- (**) Term: **14 Years**
- (21) Appl. No.: **29/461,885**
- (22) Filed: **Jul. 29, 2013**
- (51) **LOC (10) Cl.** **06-01**
- (52) **U.S. Cl.**
USPC **D6/370; D6/376**
- (58) **Field of Classification Search**
CPC A47C 11/00; A47C 4/02; A47C 4/03;
A47C 5/06; A47C 7/16
USPC D6/334-336, 370, 376, 379, 380, 381,
D6/716, 716.1, 716.2, 716.3, 716.4;
297/232, 445.1, 446.1, 411.42, 452.63
See application file for complete search history.

D181,533 S *	11/1957	Jones et al.	D6/376
D284,815 S *	7/1986	Shaw et al.	D6/376
D381,826 S *	8/1997	Lin	D6/370
D412,792 S *	8/1999	Mendoza	D6/376
D414,047 S *	9/1999	Mendoza	D6/376
D420,830 S *	2/2000	Tseng	D6/381
D423,806 S *	5/2000	Tseng	D6/376
D512,580 S *	12/2005	Tseng	D6/376
D517,340 S *	3/2006	Tseng	D6/376
D520,258 S *	5/2006	Vanderminden	D6/376

* cited by examiner

Primary Examiner — Mimosa De
(74) *Attorney, Agent, or Firm* — Jackson IPG PLLC


(57) **CLAIM**
The ornamental design for park bench, as shown.

DESCRIPTION

FIG. 1 is a front view of a park bench showing my new design;
FIG. 2 is a rear view thereof;
FIG. 3 is a left view thereof;
FIG. 4 is a right view thereof;
FIG. 5 is a top view thereof;
FIG. 6 is a bottom view thereof; and,
FIG. 7 is a perspective view thereof.

1 Claim, 4 Drawing Sheets

- (56) **References Cited**
U.S. PATENT DOCUMENTS
D3,570 S * 7/1869 Downs et al. D6/376
D19,767 S * 4/1890 Adams






Fig. 1




Fig. 2




Fig. 3

Fig. 4




Fig. 5




Fig. 6

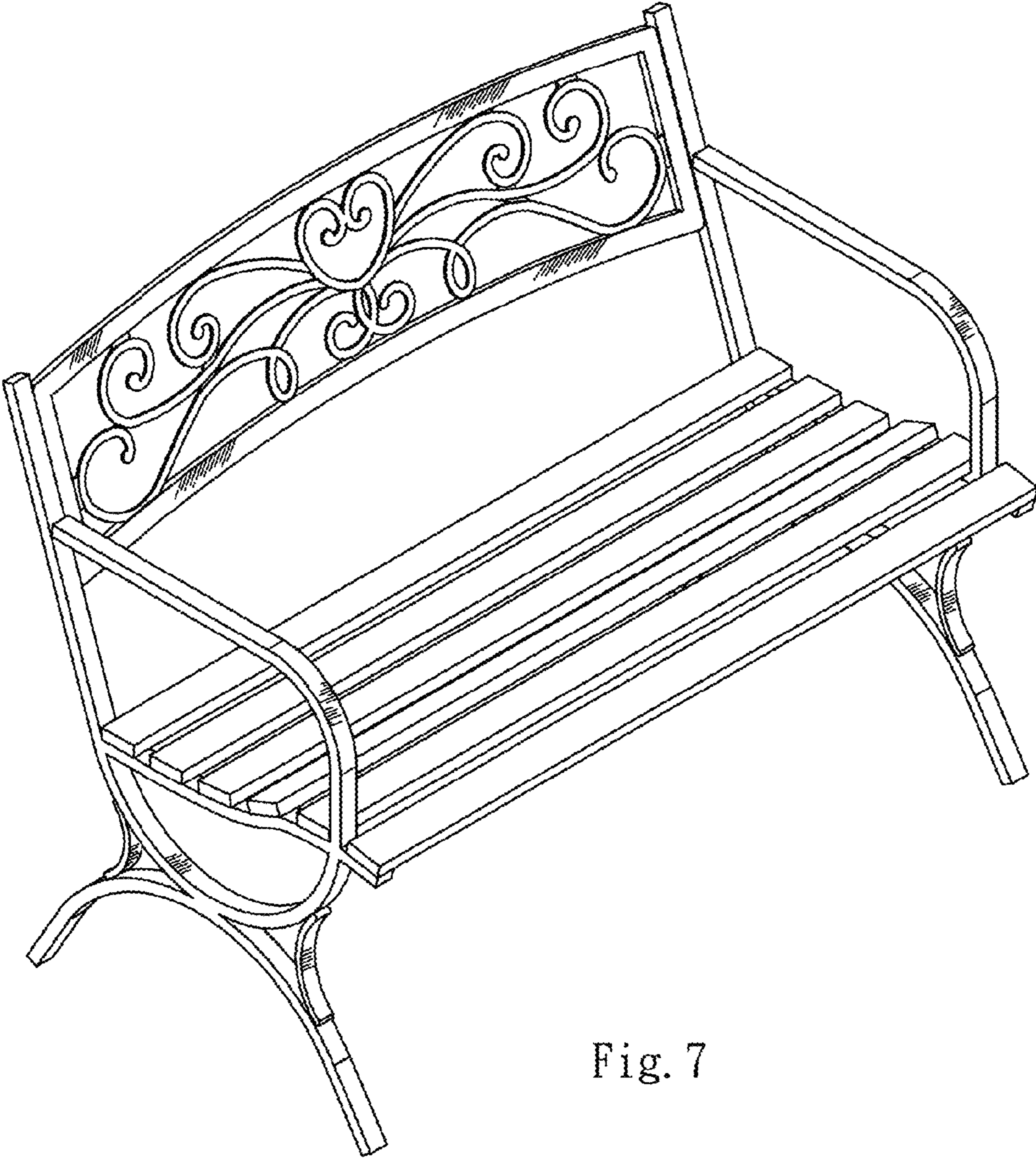


Fig. 7