



US00D721502S

(12) **United States Design Patent**
Michel

(10) **Patent No.:** **US D721,502 S**
(45) **Date of Patent:** **** Jan. 27, 2015**

- (54) **HEATED HAIRBRUSH HANDLE**
- (71) Applicant: **Daniel L. Michel**, Brockton, MA (US)
- (72) Inventor: **Daniel L. Michel**, Brockton, MA (US)
- (**) Term: **14 Years**
- (21) Appl. No.: **29/445,463**
- (22) Filed: **Feb. 12, 2013**
- (51) **LOC (10) Cl.** **04-02**
- (52) **U.S. Cl.**
USPC **D4/100; D4/133; D4/138**
- (58) **Field of Classification Search**
CPC A46B 1/00; A46B 3/00; A46B 3/20;
A46B 3/22; A46B 5/00; A46B 5/02; A46B
5/021; A46B 5/023; A46B 5/025; A46B
5/026; A46B 9/00; A46B 9/005; A46B 9/02;
A46B 9/023; A46B 9/025; A46B 9/026;
A46B 2200/00; A46B 2200/10; A46B
2200/102; A46B 2200/104; A46B 2200/1093;
A45D 24/00; A45D 24/04; A45B 15/0004;
A45B 15/014; A45B 15/0016; A45B 15/0022;
A45B 15/0024; A45B 15/003; A45B 15/0036;
A45B 15/0044
USPC D4/132-134, 136, 138; D28/10, 28, 30;
15/143.1, 159.1, 160, 186-188;
16/430; 132/119.1, 120, 142, 313;
D30/158, 159; 119/600, 612, 615, 625
See application file for complete search history.

(56) **References Cited**

U.S. PATENT DOCUMENTS

- 1,393,635 A * 10/1921 Mondy 15/160
- 1,436,957 A * 11/1922 Harvey 607/79
- 4,217,915 A * 8/1980 Gress et al. 132/271
- D270,381 S * 8/1983 Muller et al. D28/13
- D281,728 S 12/1985 Sherman
- 5,975,089 A * 11/1999 Simon 132/113

- D439,747 S * 4/2001 Harris et al. D4/136
- 6,725,562 B2 4/2004 Nakagawa et al.
- 7,584,759 B2 9/2009 Yasuda et al.
- 7,775,181 B2 8/2010 Portmann
- D653,456 S * 2/2012 Lighten, Jr. D4/138
- D656,732 S * 4/2012 Vu et al. D4/100
- 2007/0089760 A1 4/2007 Evanyk
- 2008/0041406 A1 2/2008 Le
- 2010/0269841 A1 10/2010 Honnefeller et al.

FOREIGN PATENT DOCUMENTS

- JP 2003189942 A * 7/2003 A46B 13/02
- JP 2003319835 A * 11/2003 A46B 13/02
- KR 2020100012005 U * 12/2010 A45D 24/42

* cited by examiner

Primary Examiner — Melanie H Tung
Assistant Examiner — Lavone D Tabor

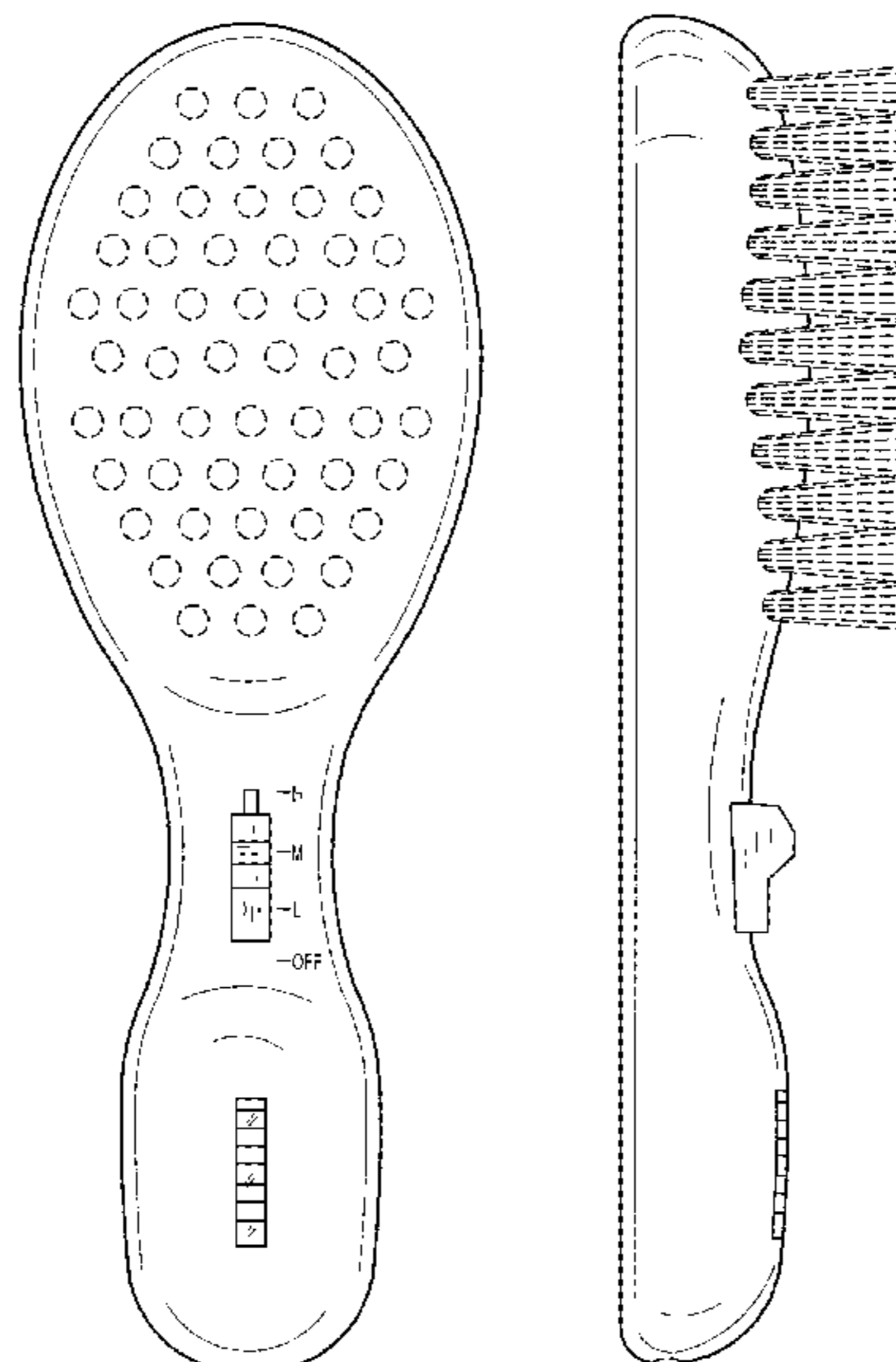
(57) **CLAIM**

The ornamental design for a heated hairbrush handle, as shown and described.

DESCRIPTION

FIG. 1 is a front view of a heated hairbrush handle showing my new design;
 FIG. 2 is a rear view of the heated hairbrush handle;
 FIG. 3 is a left side view of the heated hairbrush handle;
 FIG. 4 is a right side view of the heated hairbrush handle;
 FIG. 5 is a top plan of the heated hairbrush handle; and,
 FIG. 6 is a bottom view of the heated hairbrush handle.
 The broken lines shown on the head in FIG. 1 and the outer broken line shown on the distal end of the handle represent the bounds of the claim while the smaller broken line on the distal end of the handle and the broken lines the showing the bristles illustrate portions and environmental structure of the hairbrush handle that together with the broken-line boundaries form no part of the claimed design.

1 Claim, 3 Drawing Sheets



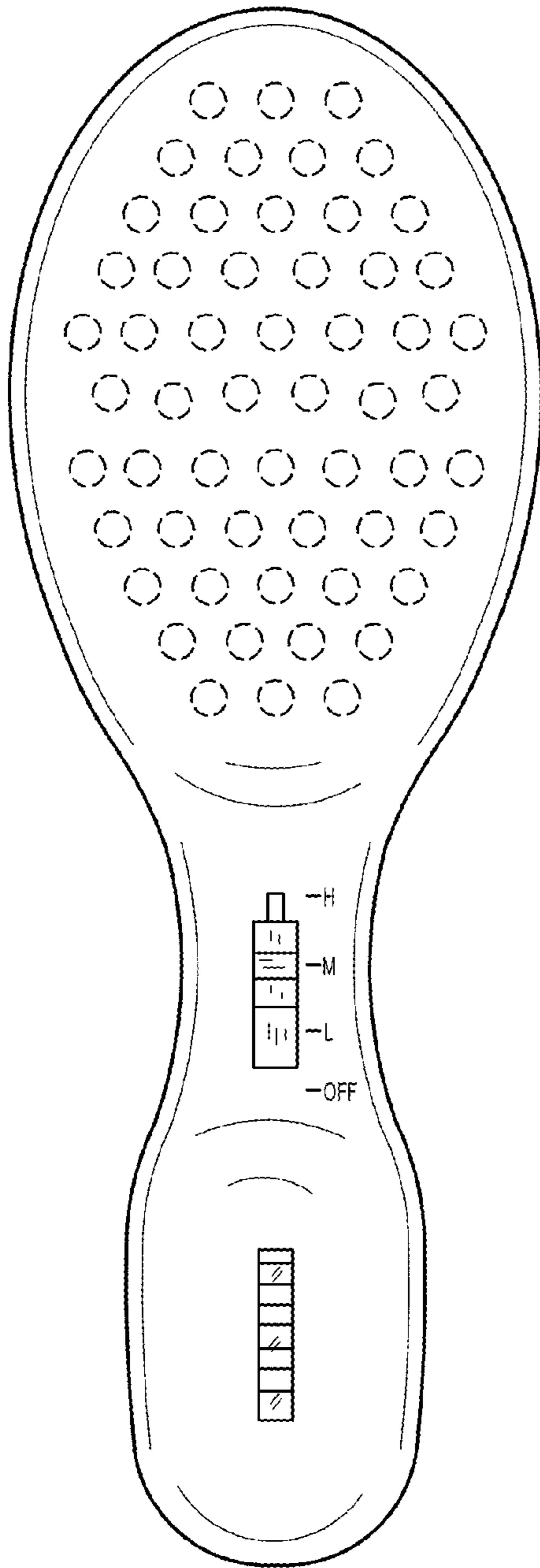


FIG. 1

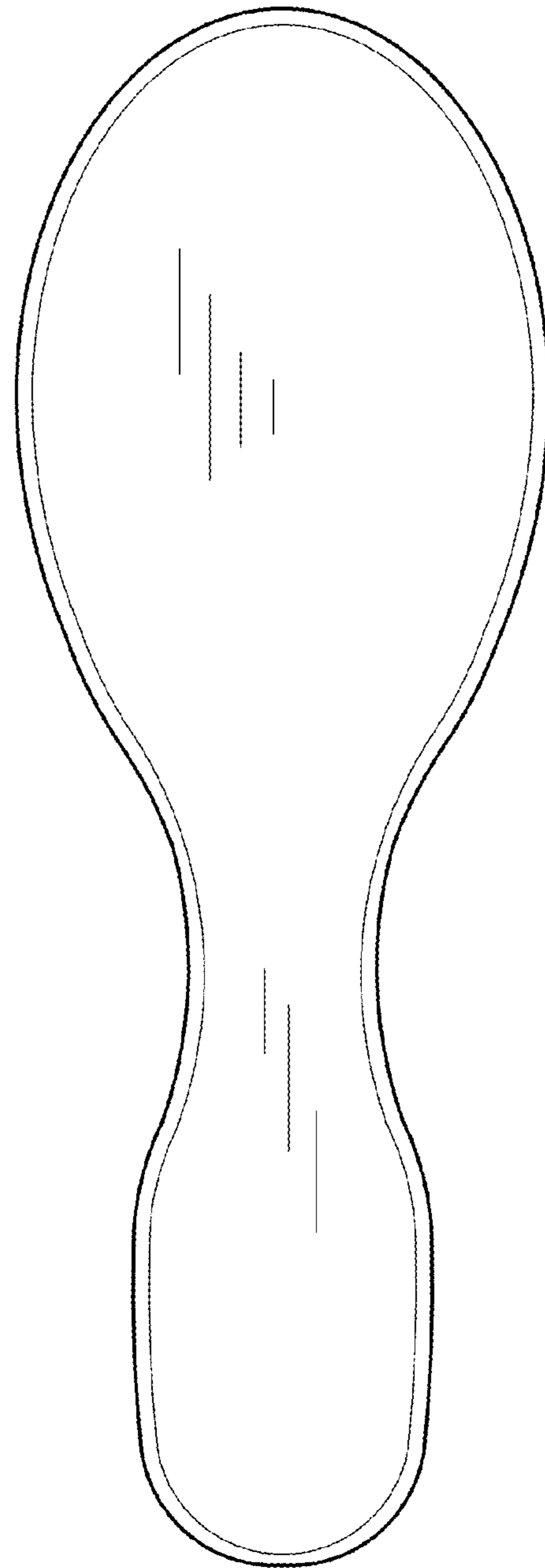


FIG. 2

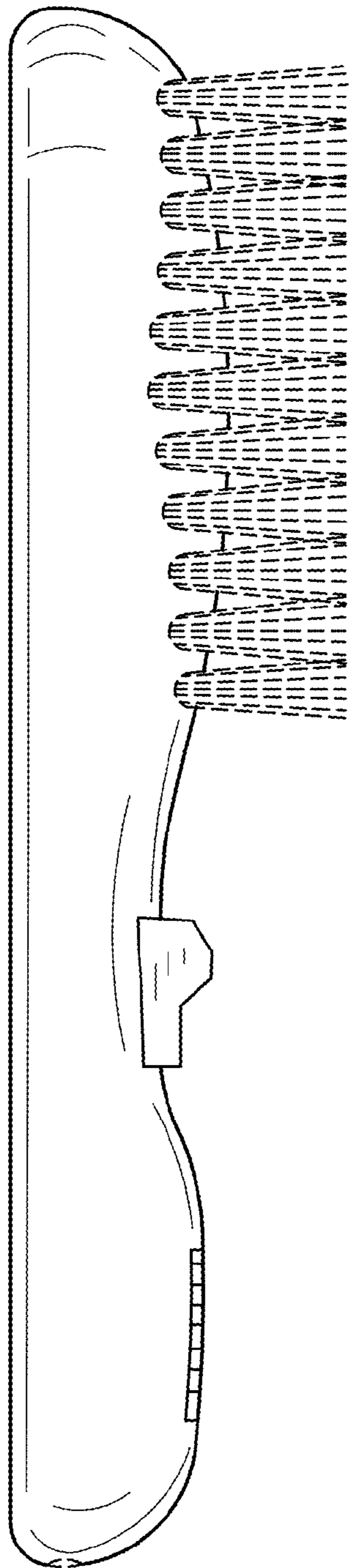


FIG. 3

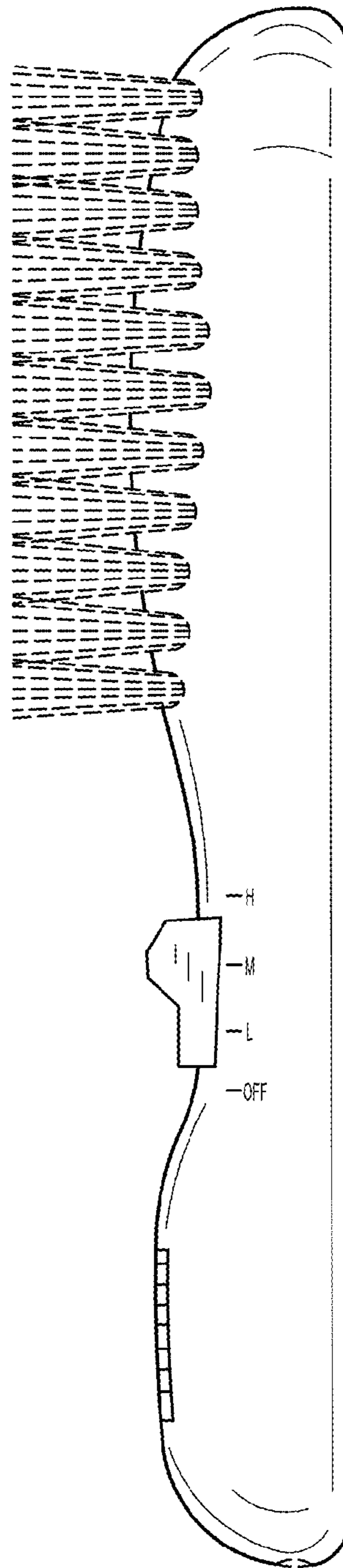


FIG. 4

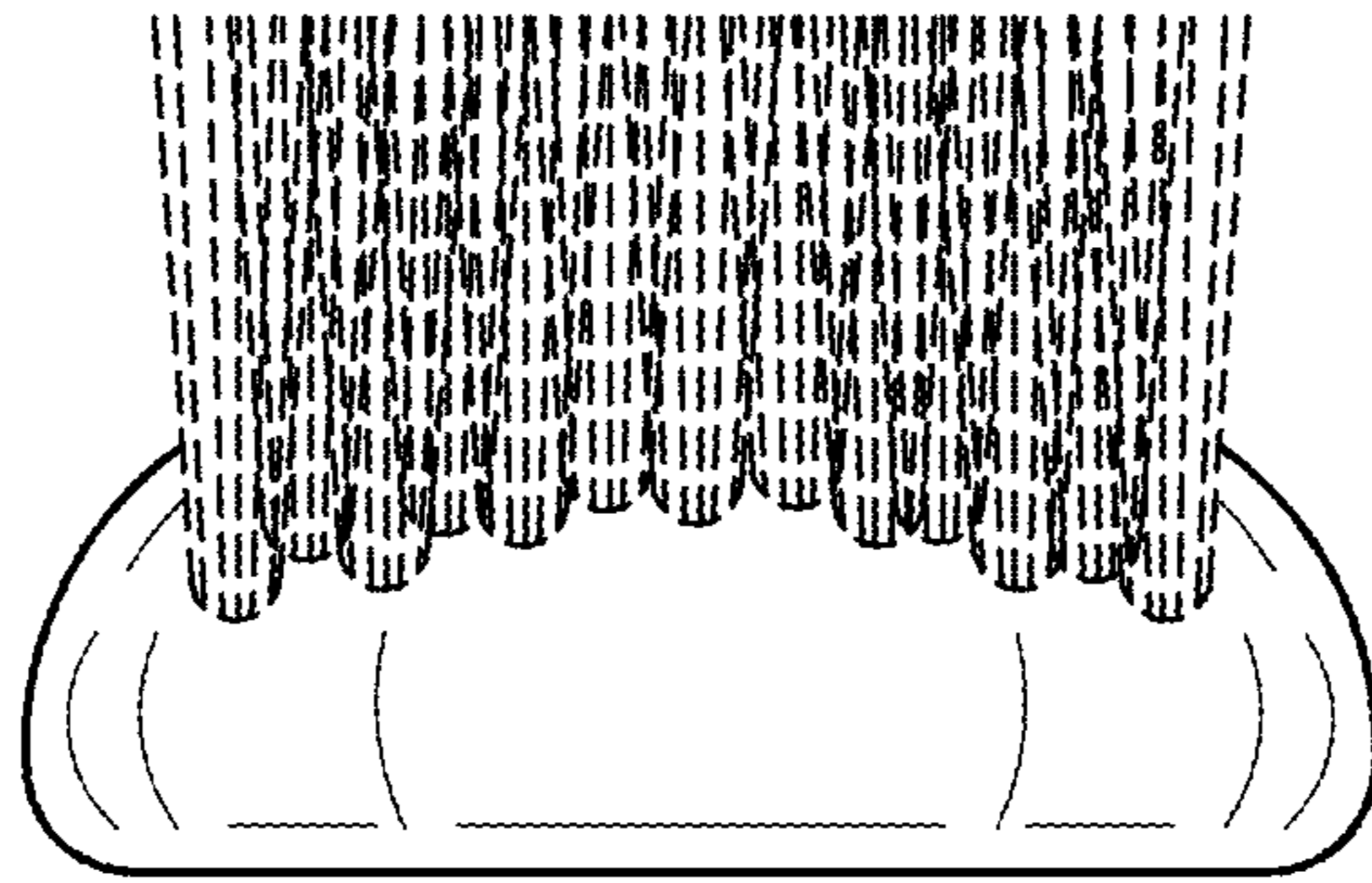


FIG. 5

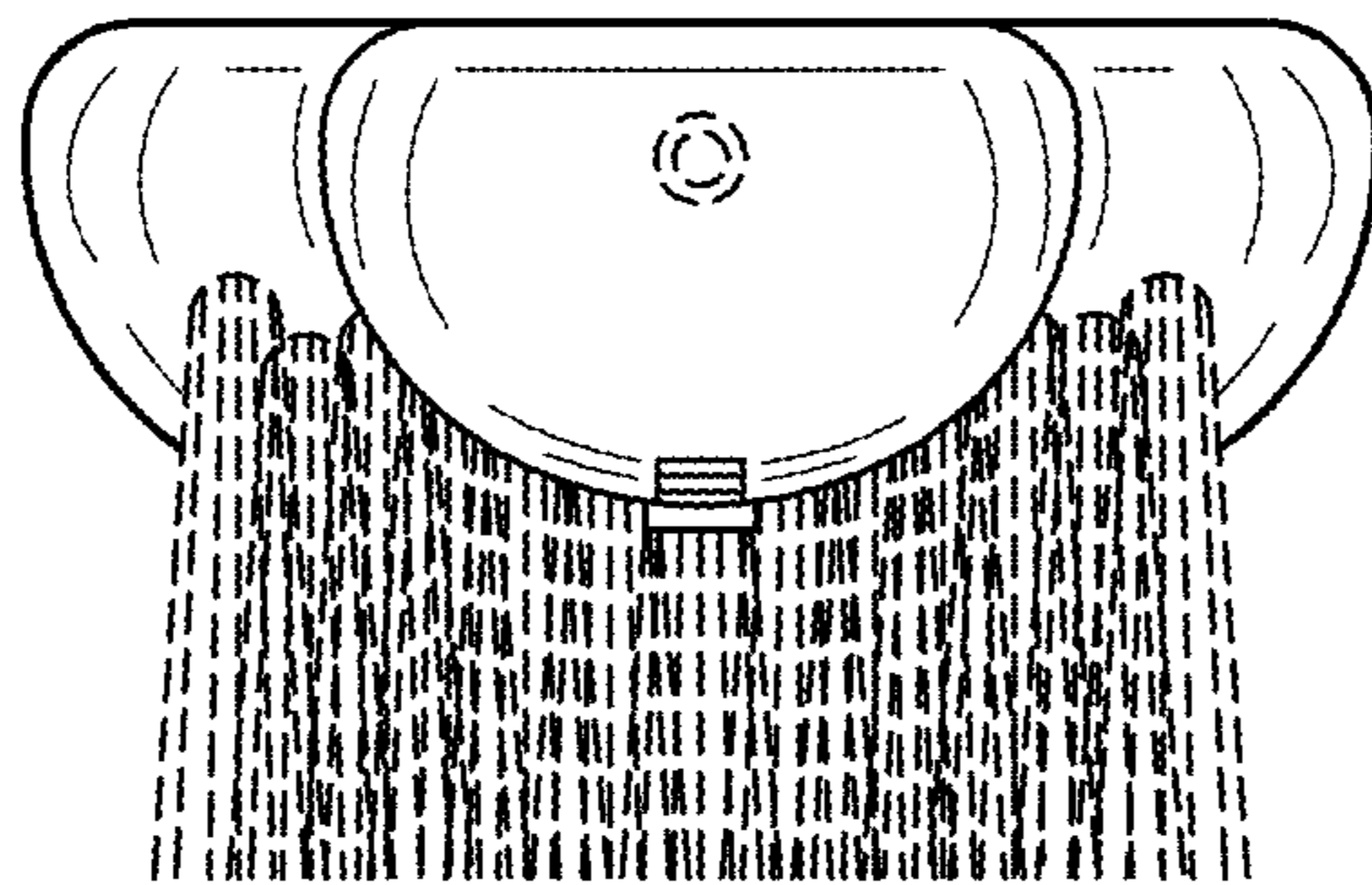


FIG. 6