

US00D721499S

(12) **United States Design Patent**
Slaughter et al.

(10) **Patent No.:** **US D721,499 S**

(45) **Date of Patent:** **** Jan. 27, 2015**

(54) **PURSE WITH STITCHING**

(71) Applicants: **Elli Slaughter**, San Diego, CA (US);
Juliane Finn, San Diego, CA (US)

(72) Inventors: **Elli Slaughter**, San Diego, CA (US);
Juliane Finn, San Diego, CA (US)

(**) Term: **14 Years**

(21) Appl. No.: **29/446,710**

(22) Filed: **Feb. 26, 2013**

(51) **LOC (10) Cl.** **03-01**

(52) **U.S. Cl.**
USPC **D3/318**

(58) **Field of Classification Search**
CPC A45C 1/024; A45C 3/06
USPC D3/299, 215, 226, 229, 230, 321, 232,
D3/318; 150/136-137, 146-147
See application file for complete search history.

(56) **References Cited**

U.S. PATENT DOCUMENTS

D263,897 S * 4/1982 Thornton D3/243
D550,451 S * 9/2007 Burlington D3/226

OTHER PUBLICATIONS

'Fundamentals of Leathercraft' by Ross C. Cramlet, M.S. Copyright: 1939, pp. 32, 34, and 35.

* cited by examiner

Primary Examiner — Holly Baynham
(74) *Attorney, Agent, or Firm* — ARC IP Law, PC; Joseph J. Mayo

(57) **CLAIM**

The ornamental design for a purse with stitching, as shown and described.

DESCRIPTION

FIG. 1 is an open perspective view of another embodiment of a purse with stitching.

FIG. 2 is a closed perspective view of the purse with stitching of FIG. 1.

FIG. 3 is a front view of the purse with stitching of FIG. 1.

FIG. 4 is a rear view of the purse with stitching of FIG. 1.

FIG. 5 is a left side view of the purse with stitching of FIG. 1.

FIG. 6 is a right side view of the purse with stitching of FIG. 1.

FIG. 7 is a top view of the purse with stitching of FIG. 1; and, FIG. 8 is a bottom view of the purse with stitching of FIG. 1.

The broken line showing of a purse is included for the purpose of illustrating environmental structure and forms no part of the claimed design.

1 Claim, 8 Drawing Sheets

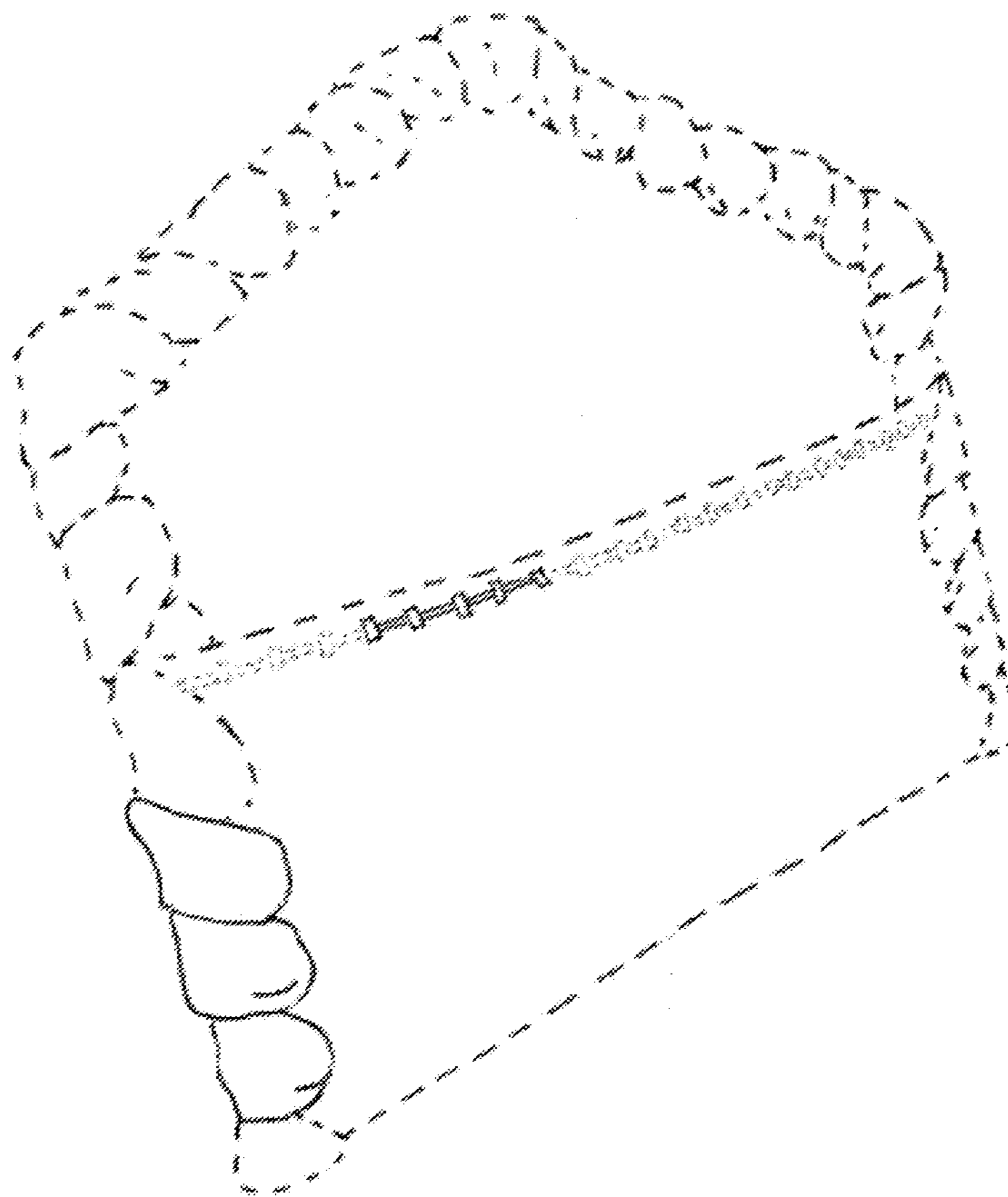


FIG. 1

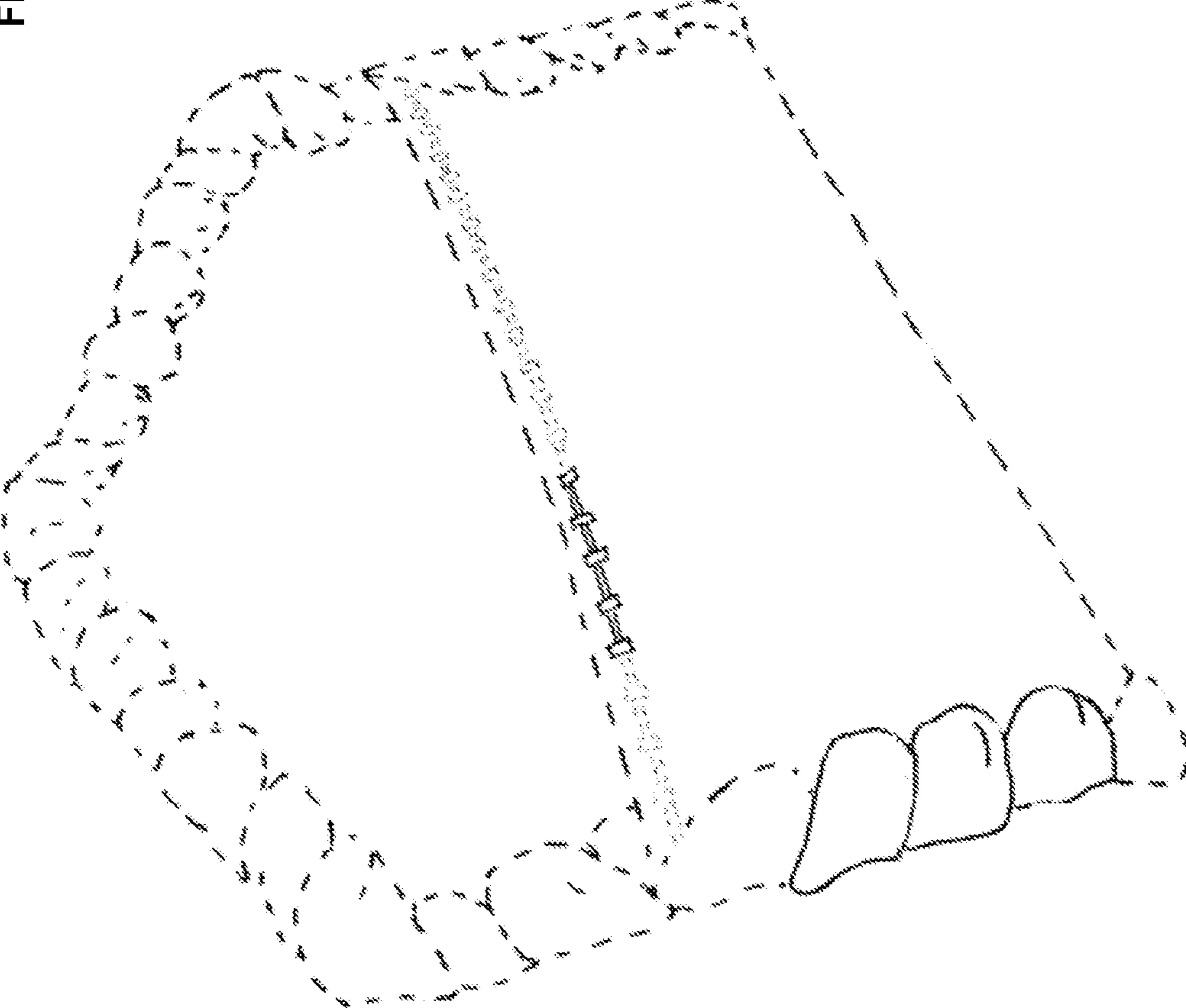


FIG. 2

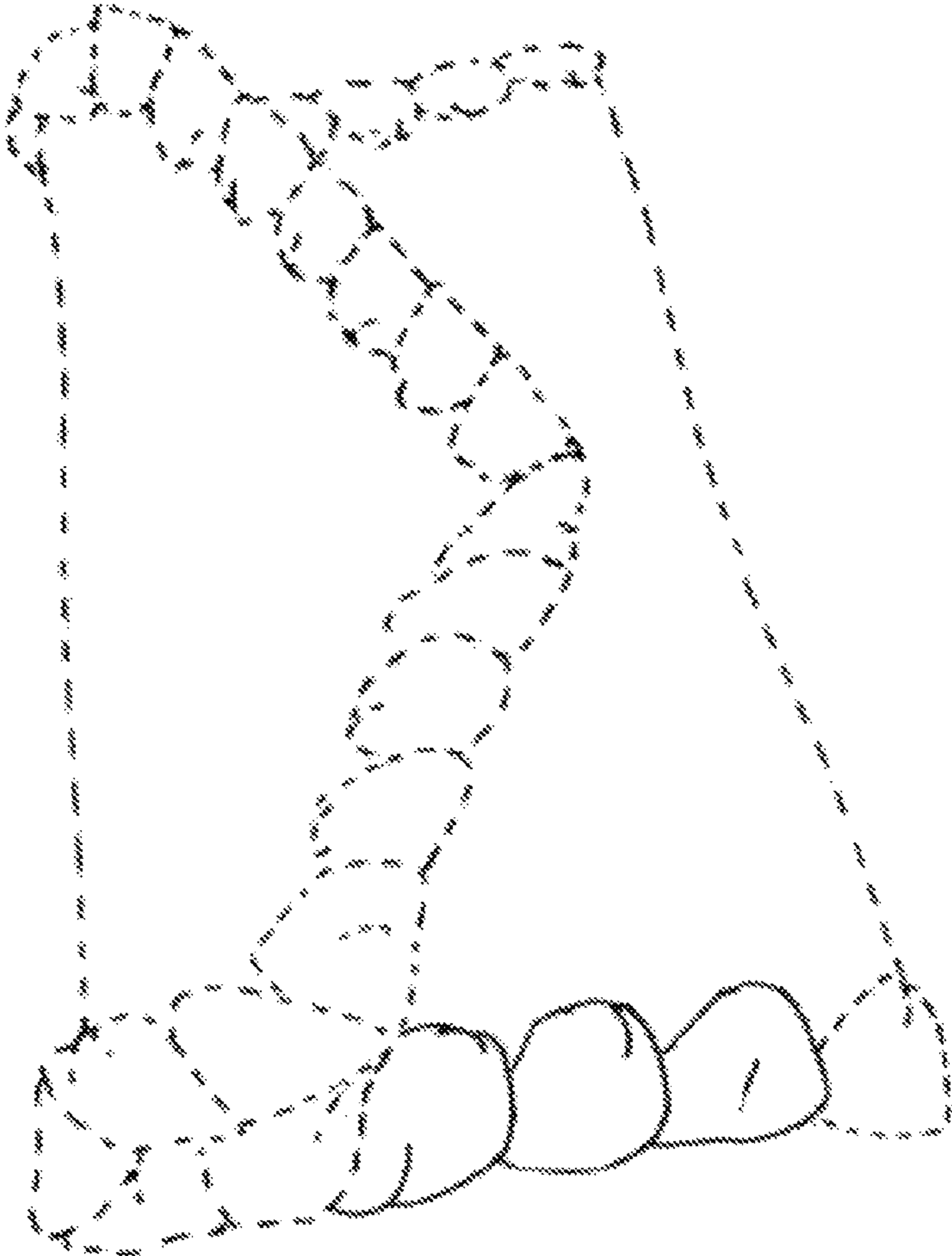


FIG. 3

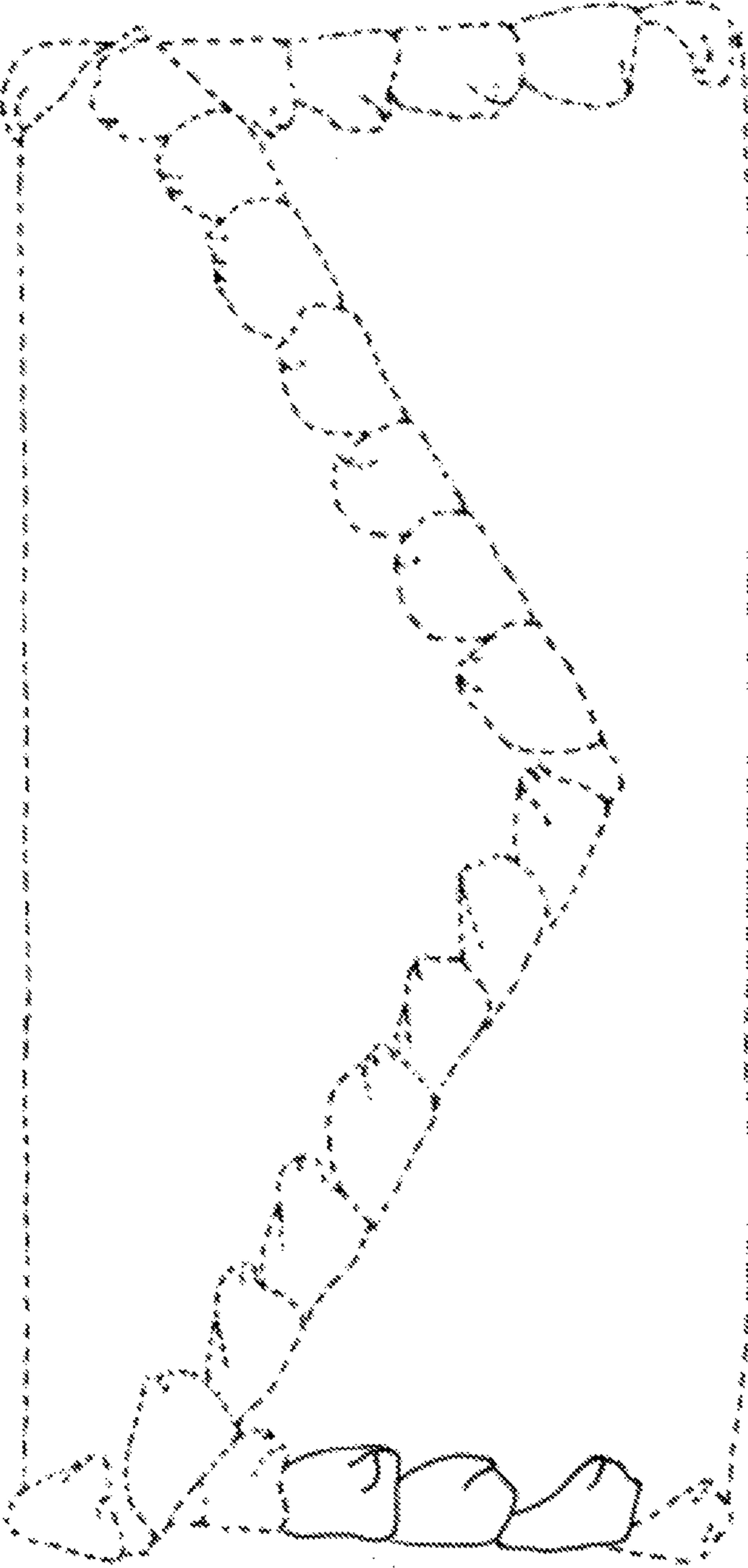


FIG. 4




FIG. 5




FIG. 6



FIG. 7

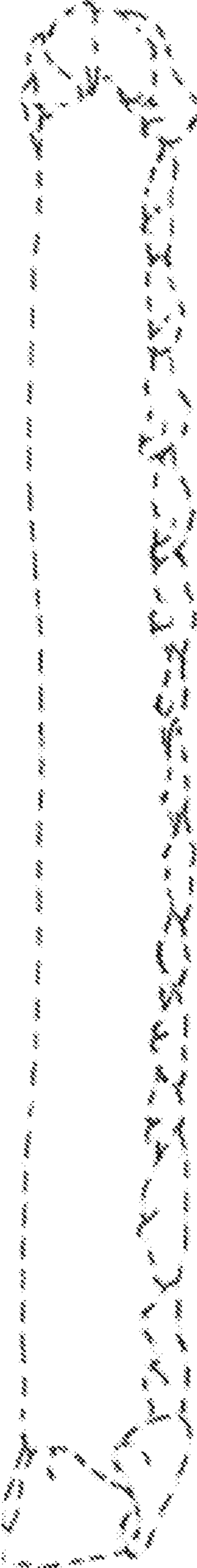


FIG. 8

