



US00D721494S

(12) **United States Design Patent**  
**Liu**

(10) **Patent No.:** **US D721,494 S**  
(45) **Date of Patent:** **\*\* Jan. 27, 2015**

- (54) **WOVEN OVAL BASKET**
- (71) Applicant: **Yunxing Liu**, Chino, CA (US)
- (72) Inventor: **Yunxing Liu**, Chino, CA (US)
- (\*\*) Term: **14 Years**
- (21) Appl. No.: **29/468,172**
- (22) Filed: **Sep. 26, 2013**
- (51) **LOC (10) Cl.** ..... **03-01**
- (52) **U.S. Cl.**  
USPC ..... **D3/306**
- (58) **Field of Classification Search**  
USPC ..... D3/304–309, 277; D34/40–46; D9/531;  
206/44 K; 217/122–125  
See application file for complete search history.

- D490,341 S \* 5/2004 Harbaugh ..... D11/149
- D496,164 S 9/2004 Hou
- D504,086 S \* 4/2005 Harbaugh ..... D11/152
- D516,815 S \* 3/2006 Peller et al. .... D3/306
- D535,822 S \* 1/2007 Smith et al. .... D3/306
- D597,311 S \* 8/2009 Knutson et al. .... D3/306
- D702,327 S \* 4/2014 Dannrup ..... D23/261

\* cited by examiner

*Primary Examiner* — Kelley Donnelly

(74) *Attorney, Agent, or Firm* — Kirk A. Buhler; Buhler & Associates

(57) **CLAIM**

The ornamental design for a woven oval basket, as shown and described.

**DESCRIPTION**


FIG. 1 is a top front perspective view for a woven oval basket showing my new design;  
 FIG. 2 is a front side perspective view thereof;  
 FIG. 3 is a back side perspective view thereof;  
 FIG. 4 is a top side perspective view thereof;  
 FIG. 5 is a bottom perspective side view thereof;  
 FIG. 6 is a left side perspective view thereof;  
 FIG. 7 is a right side perspective view thereof; and,  
 FIG. 8 is a rear top perspective view.

**1 Claim, 6 Drawing Sheets**

(56) **References Cited**

U.S. PATENT DOCUMENTS

- D53,742 S \* 8/1919 Kopp ..... D26/127
- 1,701,312 A \* 2/1929 Shearer ..... 217/122
- D154,730 S 2/1947 Zabel et al.
- D379,872 S \* 6/1997 Sanchez et al. .... D3/306
- D458,450 S \* 6/2002 Lacy et al. .... D3/306
- D459,582 S \* 7/2002 Lacy et al. .... D3/307
- D468,536 S \* 1/2003 Corp et al. .... D3/306
- D472,050 S 3/2003 Lacy et al.





**FIG. 1**







FIG. 2



**FIG. 3**



**FIG. 4**



**FIG. 5**




FIG. 7




FIG. 6



**FIG. 8**