



US00D721479S

(12) **United States Design Patent**
de Montgolfier

(10) **Patent No.:** **US D721,479 S**

(45) **Date of Patent:** **** Jan. 27, 2015**

(54) **SHOE UPPER**

(71) Applicant: **NIKE, Inc.**, Beaverton, OR (US)

(72) Inventor: **Vianney de Montgolfier**, Portland, OR (US)

(73) Assignee: **NIKE, Inc.**, Beaverton, OR (US)

(**) Term: **14 Years**

(21) Appl. No.: **29/492,553**

(22) Filed: **May 31, 2014**

(51) **LOC (10) Cl.** **02-99**

(52) **U.S. Cl.**
USPC **D2/972**

(58) **Field of Classification Search**
USPC D2/902, 906-908, 944, 969, 972-974,
D2/978; 36/45, 50.1, 77 M, 77 R, 83, 88,
36/114, 126-131
See application file for complete search history.

(56) **References Cited**

U.S. PATENT DOCUMENTS

D65,716 S	9/1924	Zinstein	
D99,260 S	4/1936	Bancroft	
D116,059 S	8/1939	Simonetti	
D176,066 S	11/1955	Evins	
D181,279 S	10/1957	Evins	
D292,944 S	12/1987	Kelley	
D387,550 S	12/1997	Ng et al.	
D401,402 S	* 11/1998	Clarke	D2/972
D421,834 S	* 3/2000	Cooper	D2/969
D447,858 S	9/2001	Matis et al.	
D473,369 S	* 4/2003	Link	D2/972
D474,883 S	* 5/2003	Cooper	D2/972
D479,389 S	9/2003	Robinson, Jr. et al.	
D490,597 S	6/2004	Robinson, Jr. et al.	
D490,971 S	6/2004	Robinson, Jr. et al.	
D513,362 S	* 1/2006	Kuerbis	D2/972
D513,556 S	* 1/2006	Smith, III	D2/972
D528,767 S	* 9/2006	Link	D2/972
D530,904 S	* 10/2006	Fallon	D2/972

D563,664 S	*	3/2008	Petrie	D2/972
D563,665 S	*	3/2008	Mayden	D2/972
D568,596 S	*	5/2008	Petrie	D2/972
D572,454 S		7/2008	Dirsa		
D572,455 S		7/2008	Lubrano		
D605,386 S	*	12/2009	Cole	D2/969
D639,537 S		6/2011	Countee et al.		
D643,616 S		8/2011	Caine		

(Continued)

OTHER PUBLICATIONS

Nike Footwear Catalog, 1986 Fall: Performance, p. 58, published Jan. 1986, NIKE, Inc., USA.

(Continued)

Primary Examiner — Dominic Simone

(74) *Attorney, Agent, or Firm* — Banner & Witcoff, Ltd.

(57) **CLAIM**

The ornamental design for a shoe upper, as shown and described.

DESCRIPTION

FIG. 1 is a front perspective view of a shoe upper showing my new design;

FIG. 2 is a lateral side view thereof;

FIG. 3 is a rear perspective view thereof;


FIG. 4 is a medial side view thereof; and,

FIG. 5 is a top view thereof.

The broken lines immediately adjacent to the shaded area represent unclaimed boundaries of the design. The 12 unshaded eyelet regions within the shaded region that are demarcated by broken lines form no part of the claimed design. The broken lines showing the remainder of the shoe are for environmental purposes only and form no part of the claimed design.

The contrast in shading represents a contrast in appearance only and does not represent any particular color, material, texture or finish.

1 Claim, 5 Drawing Sheets



(56)

References Cited

U.S. PATENT DOCUMENTS

D676,642 S * 2/2013 Rasmussen D2/972
D683,124 S 5/2013 Raasch

OTHER PUBLICATIONS

Nike Footwear Catalog, 1986 Fall: Performance p. 110, published Jan. 1986, NIKE, Inc., USA.

Nike Footwear Catalog, 1987 Fall Footwear, p. 60, published Jan. 1987, NIKE, Inc., USA.

Nike Footwear Catalog, 1987 Holiday, p. 8, published date unknown, but prior to the filing date of the present application, NIKE, Inc., USA.

Nike Footwear Catalog, 1988 Spring Footwear, p. 22, published Jun. 1987, NIKE, Inc., USA.

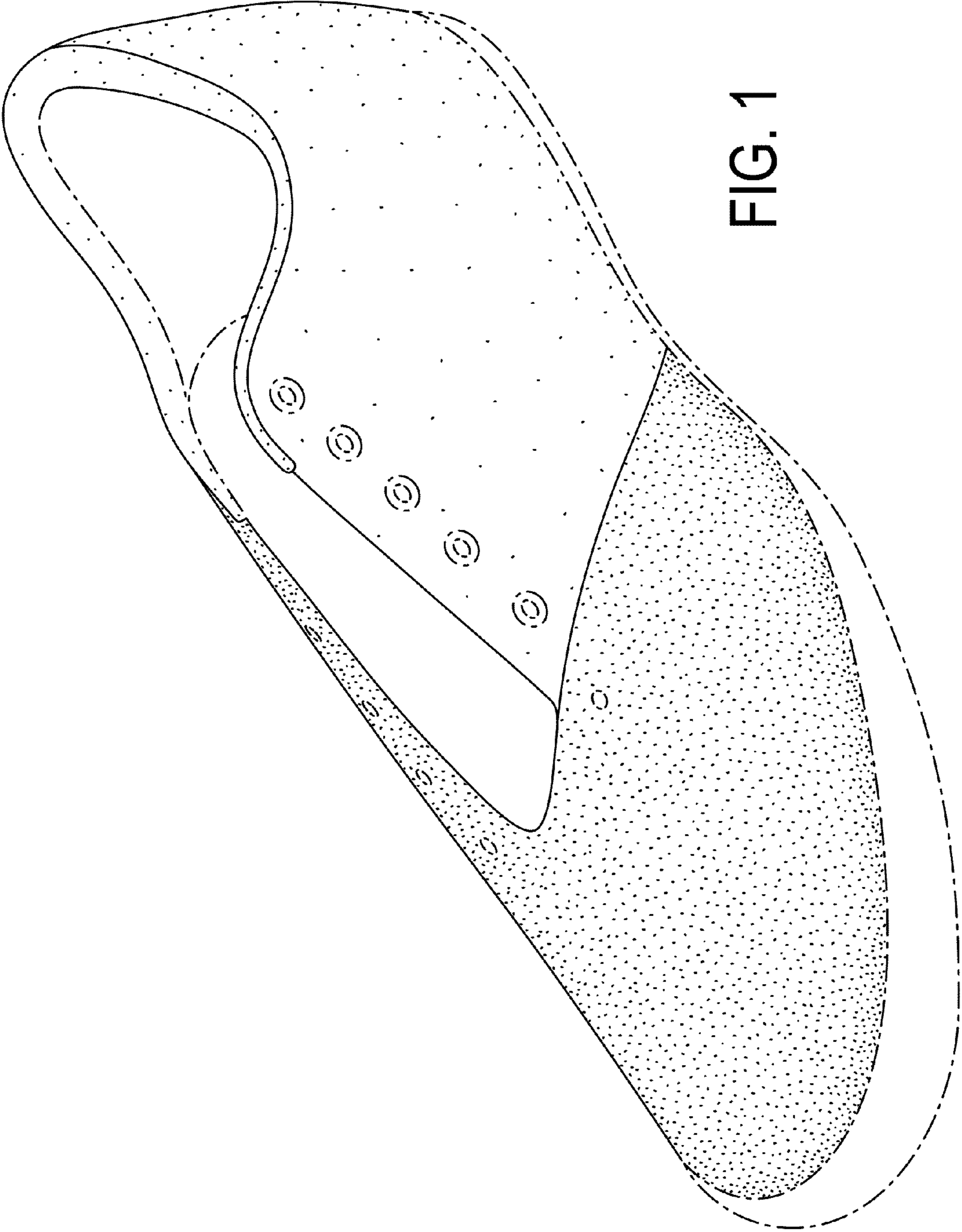
Nike Footwear Catalog, 1994 Fall Footwear, p. 120, published Nov. 1993, NIKE, Inc., USA.

Nike Footwear Catalog, 1994 Late Spring Footwear, p. 40, published Sep. 1993, NIKE, Inc., USA.

Nike Footwear Catalog, 1994 Spring Footwear, p. 112, published Jun. 1993, NIKE, Inc., USA.

Nike Footwear Catalog, 1995 Fall Footwear, p. 106, published Nov. 1994, NIKE, Inc., USA.

* cited by examiner



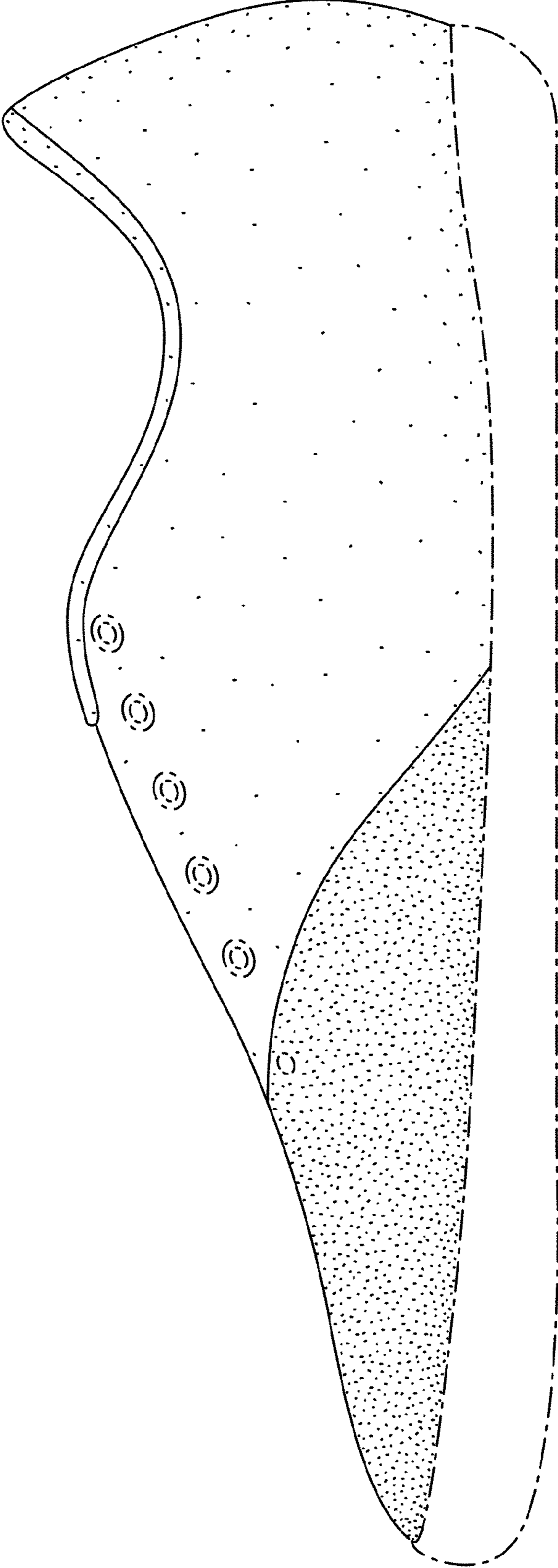


FIG. 2

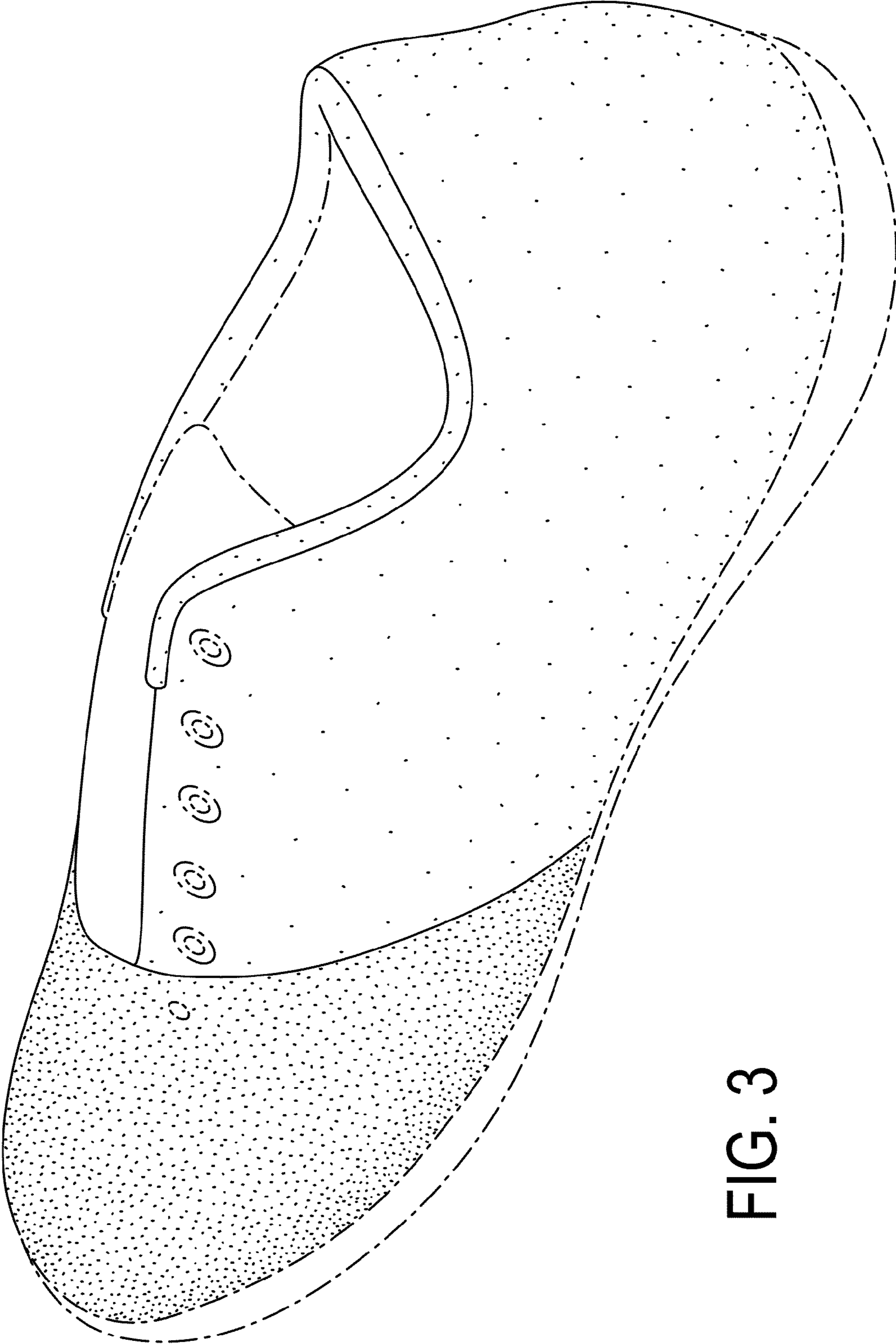


FIG. 3

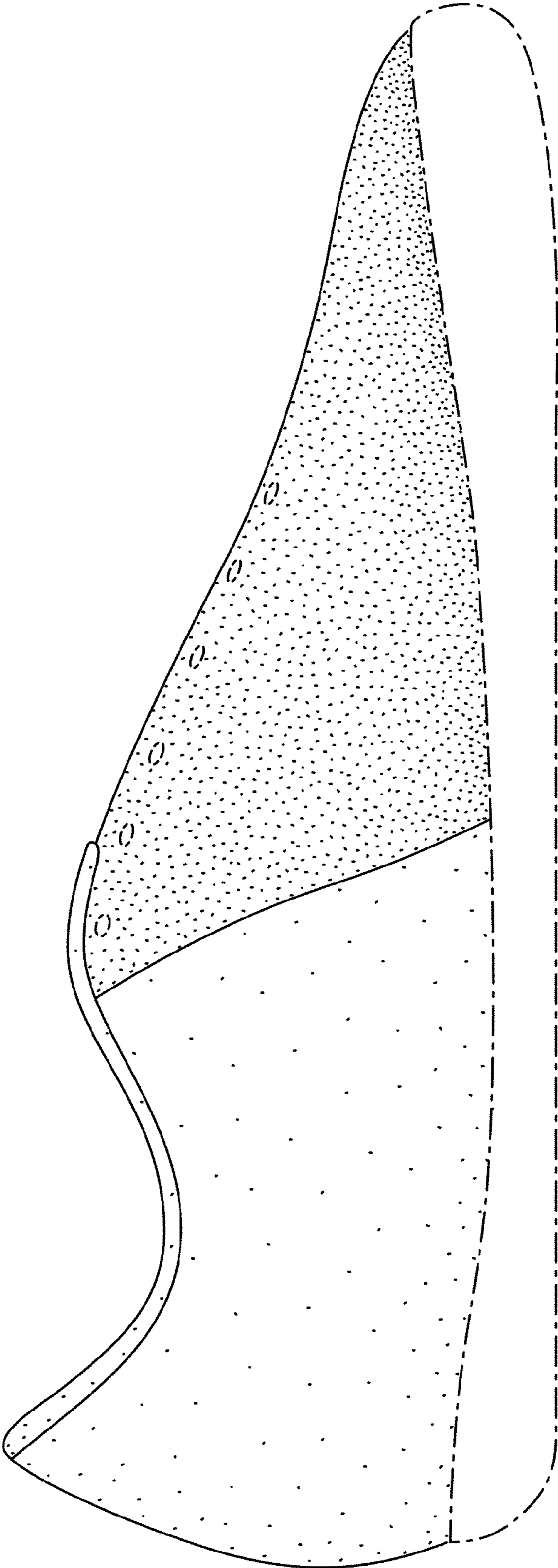


FIG. 4

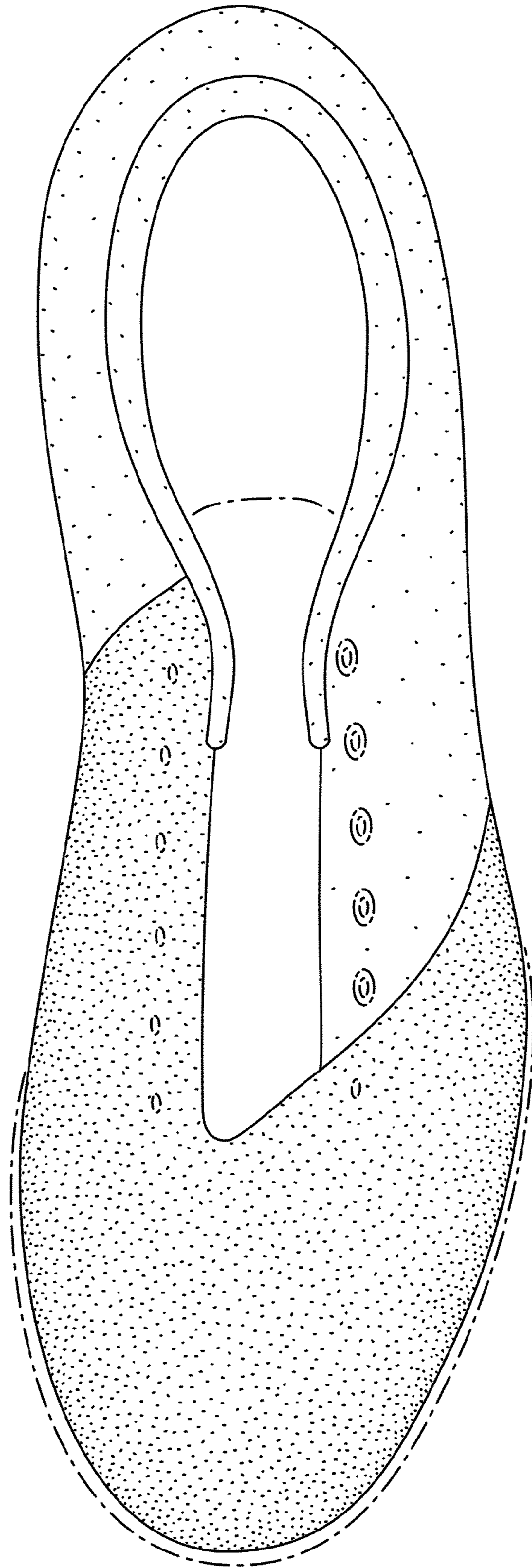


FIG. 5