



US00D721475S

(12) **United States Design Patent**  
**Sekiguchi**

(10) **Patent No.:** **US D721,475 S**  
(45) **Date of Patent:** **\*\* Jan. 27, 2015**

(54) **SHOE**  
(71) Applicant: **Masahiko Sekiguchi**, Iruma (JP)  
(72) Inventor: **Masahiko Sekiguchi**, Iruma (JP)  
(\*\*) Term: **14 Years**  
(21) Appl. No.: **29/446,393**  
(22) Filed: **Feb. 22, 2013**

(30) **Foreign Application Priority Data**

Oct. 1, 2012 (JP) ..... 2012-023893

(51) **LOC (10) Cl.** ..... **02-04**

(52) **U.S. Cl.**  
USPC ..... **D2/956**; D2/951; D2/950

(58) **Field of Classification Search**  
USPC ..... D2/902, 906, 908, 916, 918, 925,  
D2/946-962, 977; 36/3 B, 22 R, 24.5, 25 R,  
36/28, 32 R, 34 R, 59 C, 67 A, 103  
See application file for complete search history.

(56) **References Cited**

**U.S. PATENT DOCUMENTS**

5,653,046 A \* 8/1997 Lawlor ..... 36/28  
D408,976 S \* 5/1999 Shanks et al. .... D2/956  
6,018,889 A \* 2/2000 Friton ..... 36/28  
6,226,896 B1 \* 5/2001 Friton ..... 36/28  
D448,919 S \* 10/2001 Montross et al. .... D2/954  
D448,920 S \* 10/2001 Montross et al. .... D2/954  
D461,947 S \* 8/2002 Merceron ..... D2/956

D471,695 S \* 3/2003 Valle ..... D2/956  
D498,350 S \* 11/2004 Recchi ..... D2/956  
D514,781 S \* 2/2006 McClaskie ..... D2/954  
D560,334 S \* 1/2008 Della Valle ..... D2/956  
D576,780 S \* 9/2008 Jolicoeur ..... D2/961  
D614,840 S \* 5/2010 Hogan ..... D2/956  
D646,470 S \* 10/2011 Jacobs ..... D2/902  
D655,901 S \* 3/2012 Raysse ..... D2/954  
D677,869 S \* 3/2013 Labarbera et al. .... D2/951  
2013/0160331 A1 \* 6/2013 Burke et al. .... 36/25 R

\* cited by examiner

*Primary Examiner* — T. Chase Nelson

(74) *Attorney, Agent, or Firm* — Kilpatrick Townsend & Stockton LLP

(57) **CLAIM**

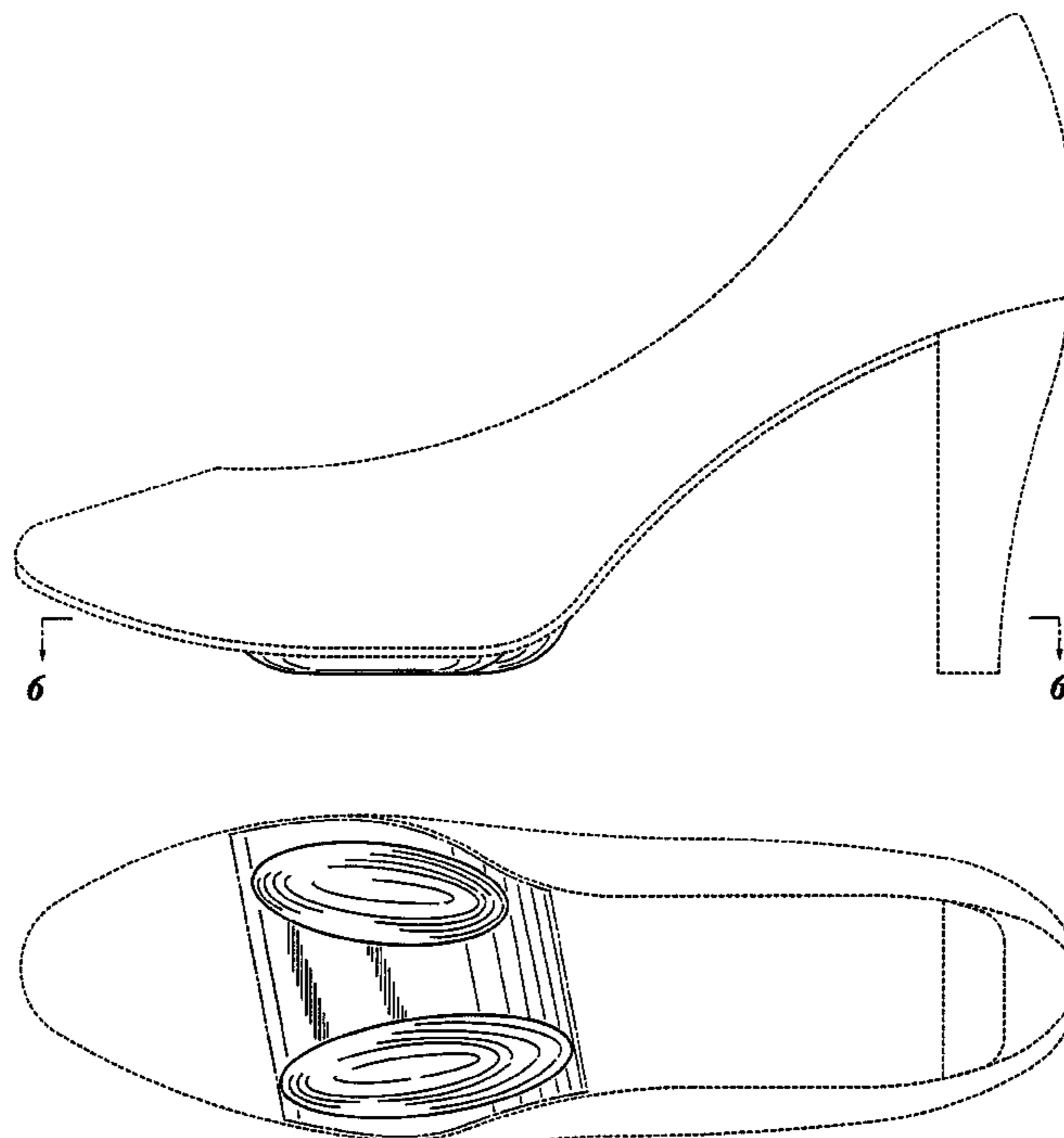
The ornamental design for a shoe, as shown and described.

**DESCRIPTION**

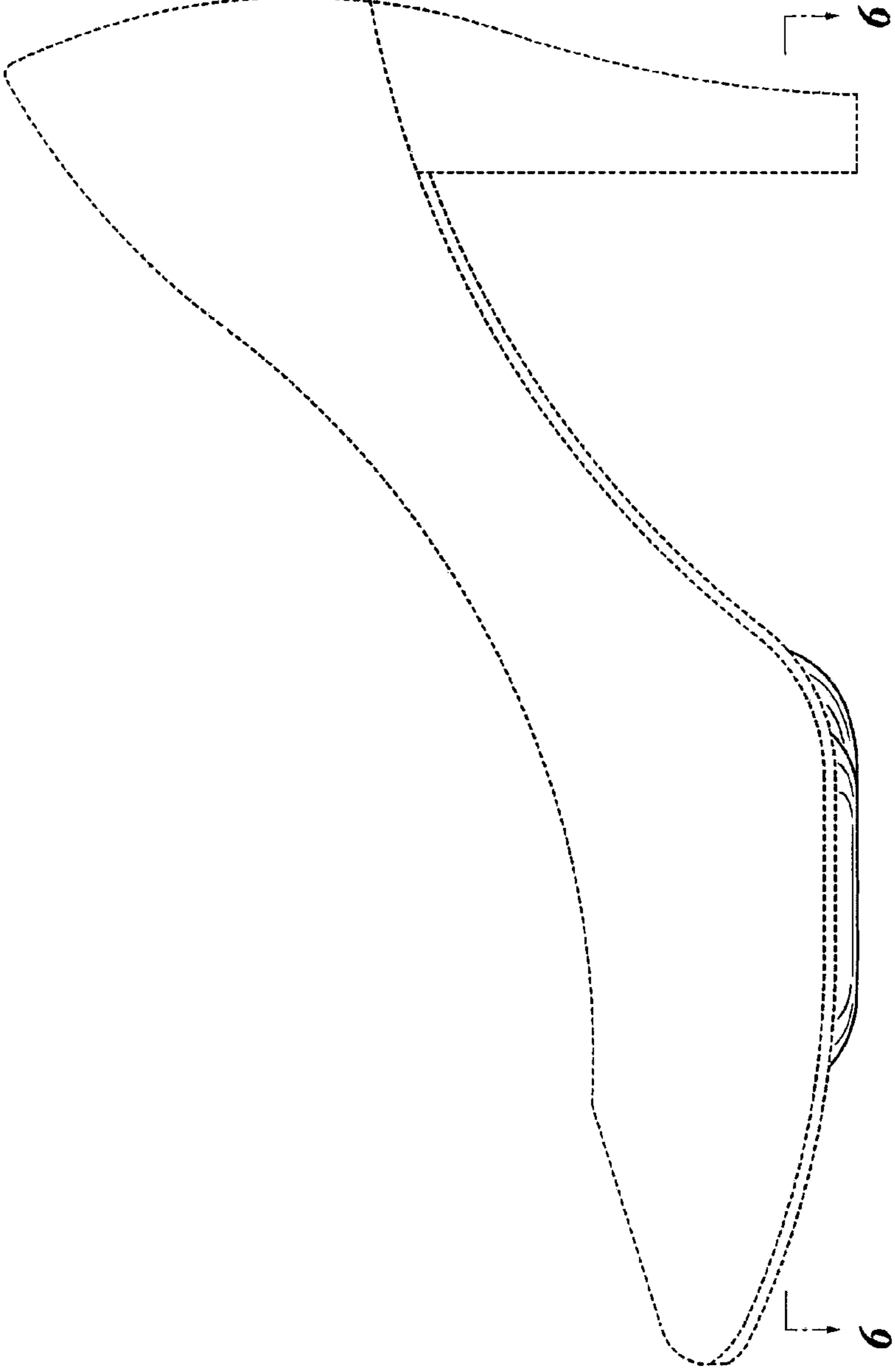
FIG. 1 is a front view of a shoe showing my new design;  
FIG. 2 is a rear view thereof;  
FIG. 3 is a bottom plan view thereof;  
FIG. 4 is a right side view thereof;  
FIG. 5 is a left side view thereof;  
FIG. 6 is an enlarged view of the portion indicated by line 6-6  
in FIG. 1; and,  
FIG. 7 is an enlarged cross-sectional view taken along line 7-7  
in FIG. 6.

The features shown in broken lines in the drawings depict environmental subject matter only and form no part of the claimed design. The dashed-dotted lines denote the boundary of the claim and form no part of the claimed design.


**1 Claim, 5 Drawing Sheets**



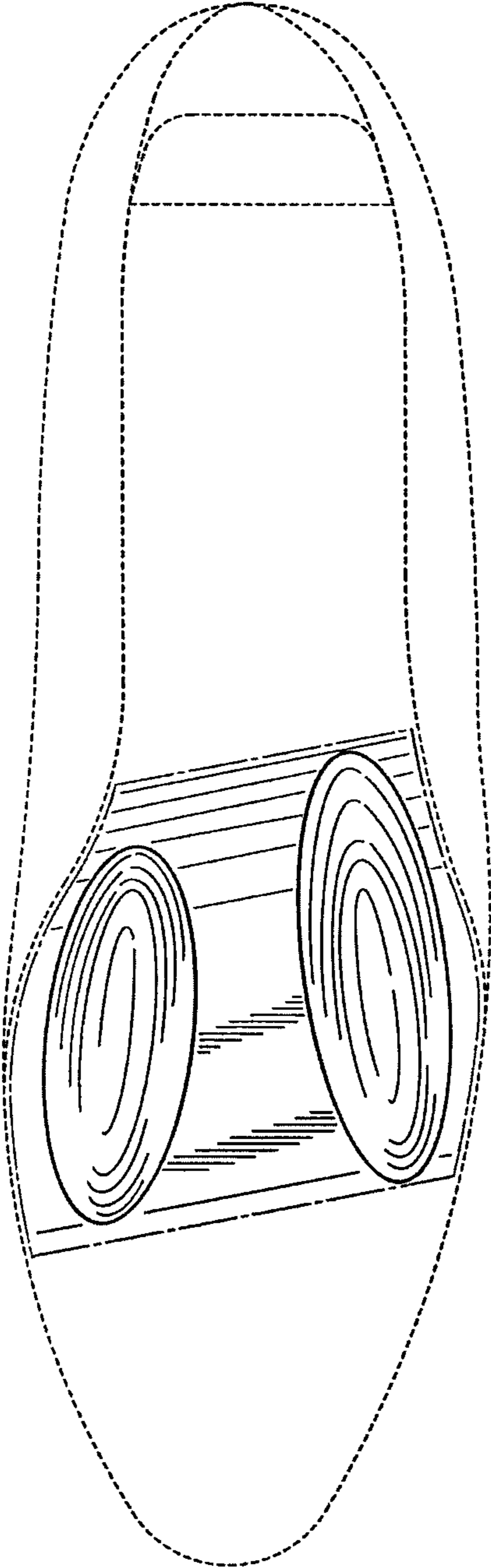
**FIG. 1**



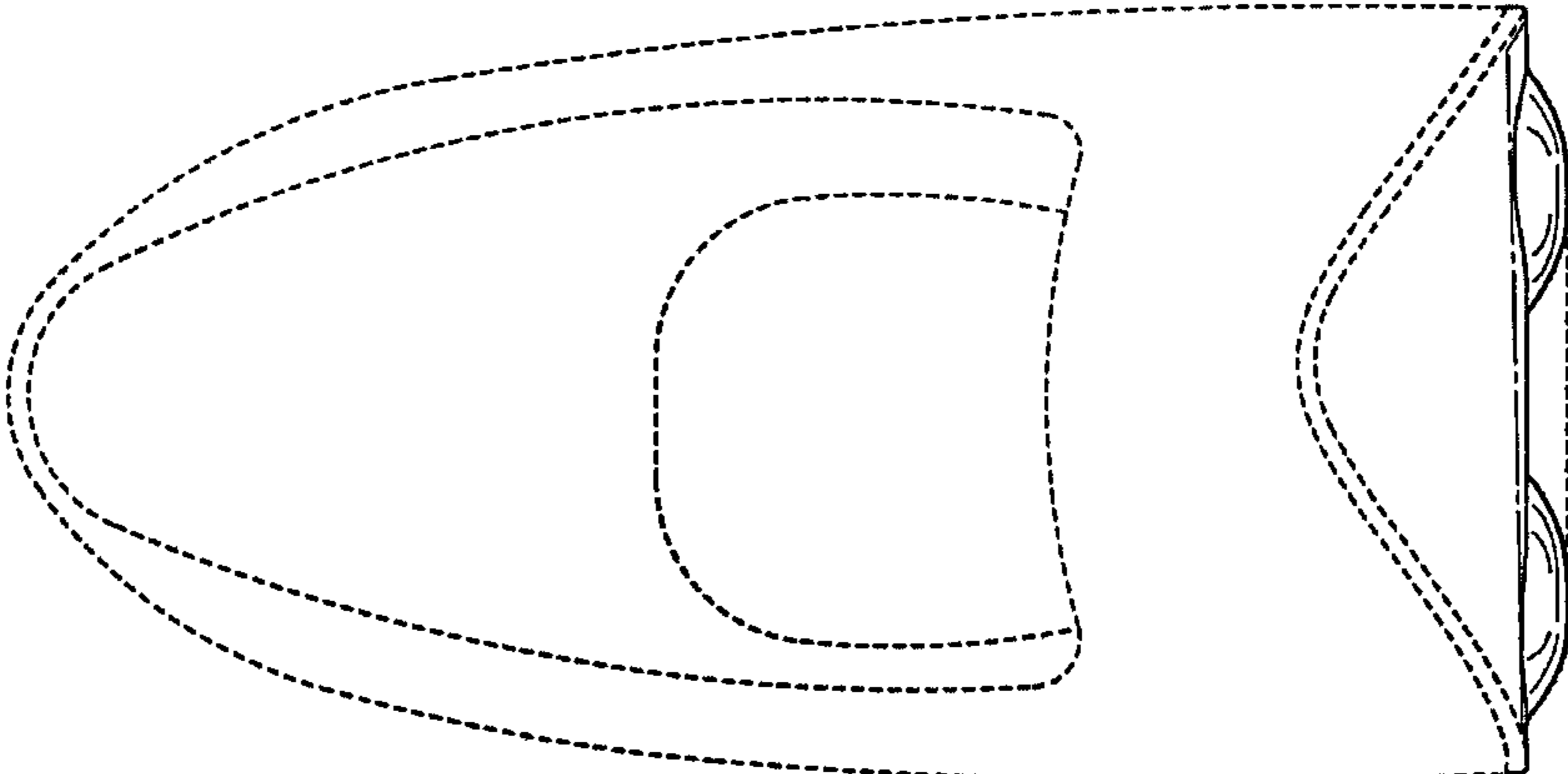
**FIG. 2**



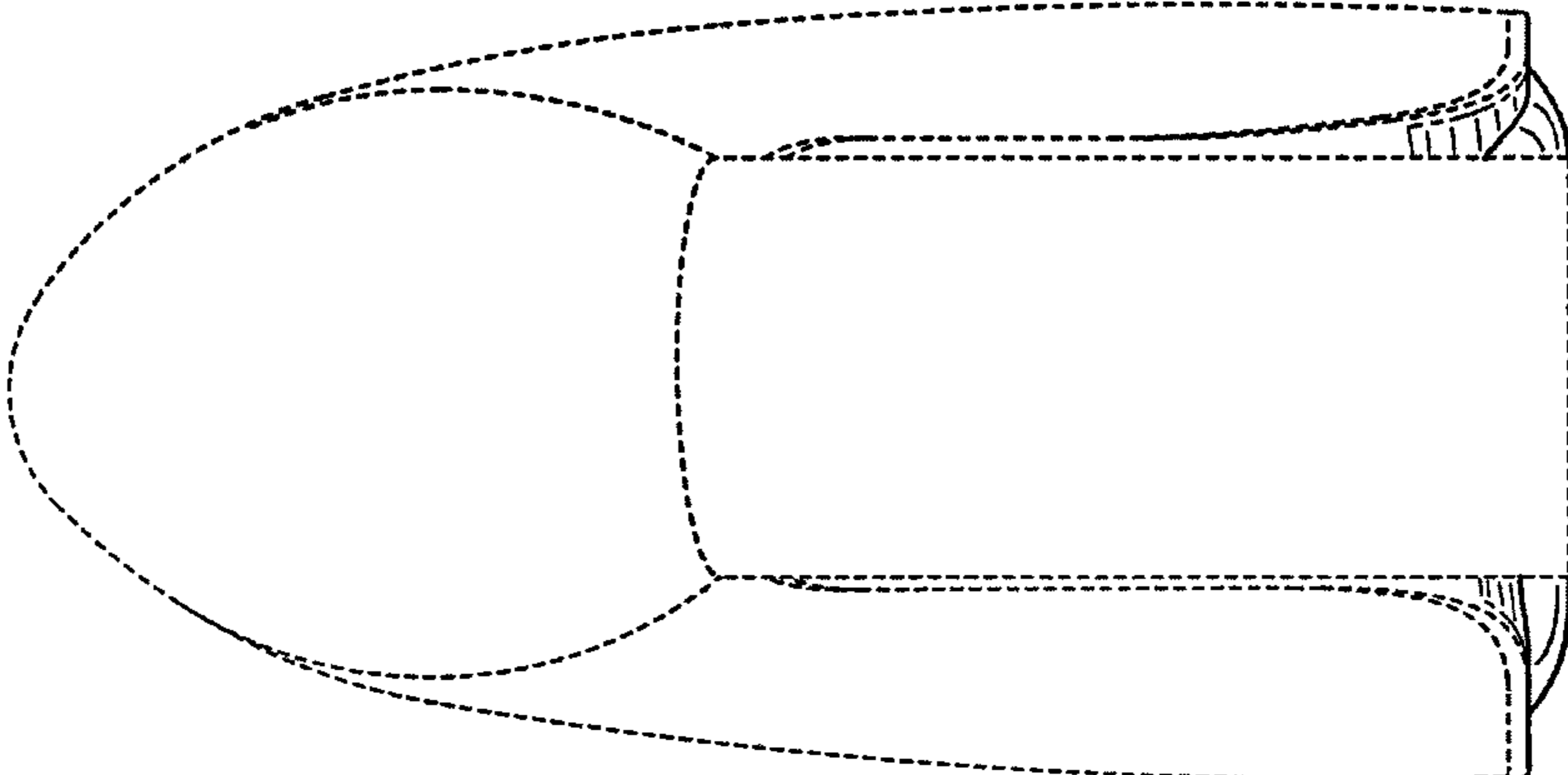
**FIG. 3**



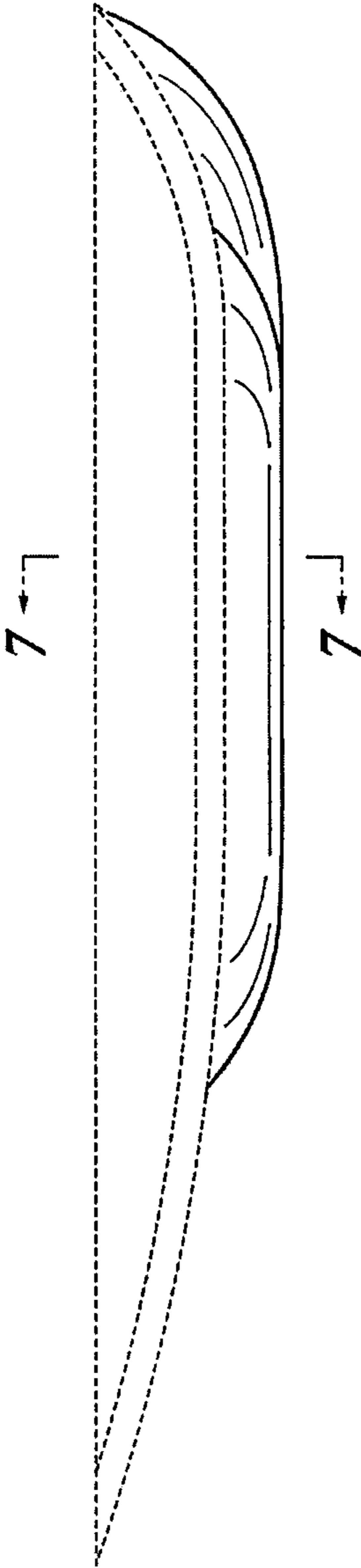
**FIG. 5**



**FIG. 4**



**FIG. 6**



**FIG. 7**

