



US00D721466S

(12) **United States Design Patent**
Boyles et al.

(10) **Patent No.:** **US D721,466 S**
(45) **Date of Patent:** **** Jan. 27, 2015**

(54) **CURVED BELT**
(71) Applicants: **Stephanie Marion Boyles**, Boulder, CO (US); **William Scott Schaefer**, Boulder, CO (US)
(72) Inventors: **Stephanie Marion Boyles**, Boulder, CO (US); **William Scott Schaefer**, Boulder, CO (US)

(**) Term: **14 Years**

(21) Appl. No.: **29/439,861**

(22) Filed: **Dec. 17, 2012**

(51) **LOC (10) Cl.** **02-07**

(52) **U.S. Cl.**
USPC **D2/627**

(58) **Field of Classification Search**
CPC A01K 97/06; A41F 9/00; A41F 9/002; A41F 9/02; A41F 9/025; A41F 11/16; A45C 3/06; A45C 9/00; A45C 13/08; A45L 5/00; A45L 3/00; A45L 3/04; A61F 13/00; A61F 13/14; A61F 13/143; A62B 35/0031; D04D 5/00
USPC D2/624-639; D11/126, 627, 683; D21/662, 683

See application file for complete search history.

(56) **References Cited**

U.S. PATENT DOCUMENTS

D26,878 S * 4/1897 Biller D2/627
D33,810 S * 12/1900 Rosenberg D2/627
D33,894 S * 1/1901 Sanders D2/632
D34,422 S * 4/1901 Isenstein D2/627
D35,017 S * 8/1901 Isenstein D2/627
D35,824 S * 3/1902 Lehman D2/627
783,558 A 2/1905 Wennerstrom
846,476 A * 3/1907 Hynard et al. D2/627
2,392,761 A * 1/1946 Pease, Jr. D2/627
2,898,602 A * 8/1959 Moss D2/635
3,310,969 A * 3/1967 Vrana D2/627
D235,788 S * 7/1975 Eberhardt D2/627

D249,386 S * 9/1978 Zacuto D2/627
4,146,934 A 4/1979 Cohen
D255,061 S * 5/1980 Nichols D2/638
D280,121 S * 8/1985 Klein D2/627
D568,579 S * 5/2008 Mouquet D2/627
7,762,440 B2 7/2010 Cook
8,001,621 B2 8/2011 DiSanto

FOREIGN PATENT DOCUMENTS

EP 1 074 191 A2 7/2001

OTHER PUBLICATIONS

Curved Perforated Belt [online]. Anthem Wares, 2014 [retrieved on Mar. 28, 2014]. Retrieved from the Internet: <URL: https://anthemwares.com/fleet-ilya/curved-perforated-belt>.*

* cited by examiner

Primary Examiner — Garth Rademaker

(57) **CLAIM**

The ornamental design for a curved belt, as shown and described.

DESCRIPTION

FIG. 1 is a full layout view of our new curved belt design without the buckle;
FIG. 2 is a front elevation view of our curved belt;
FIG. 3 is a view of our curved belt as it conforms to the human body;
FIG. 4 shows a back view our curved belt as it looks on a person wearing it;
FIG. 5 shows a side view of our curved belt as it looks on a person wearing it; and,
FIG. 6 shows a front view of our curved belt as it looks on a person wearing it.
The broken lines showing a belt buckle and loop in FIGS. 2, 3, and 6 and showing a human form in FIGS. 3-6 depict environmental subject matter only and form no part of the claimed design.

1 Claim, 2 Drawing Sheets






FIG. 1

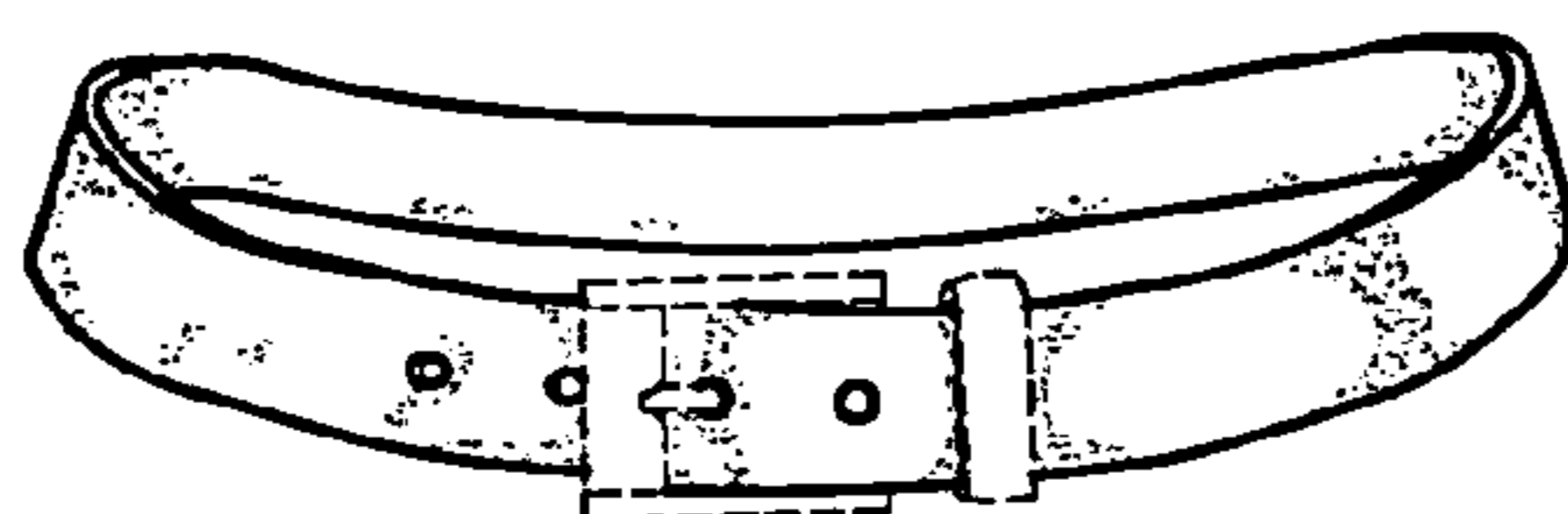


FIG. 2

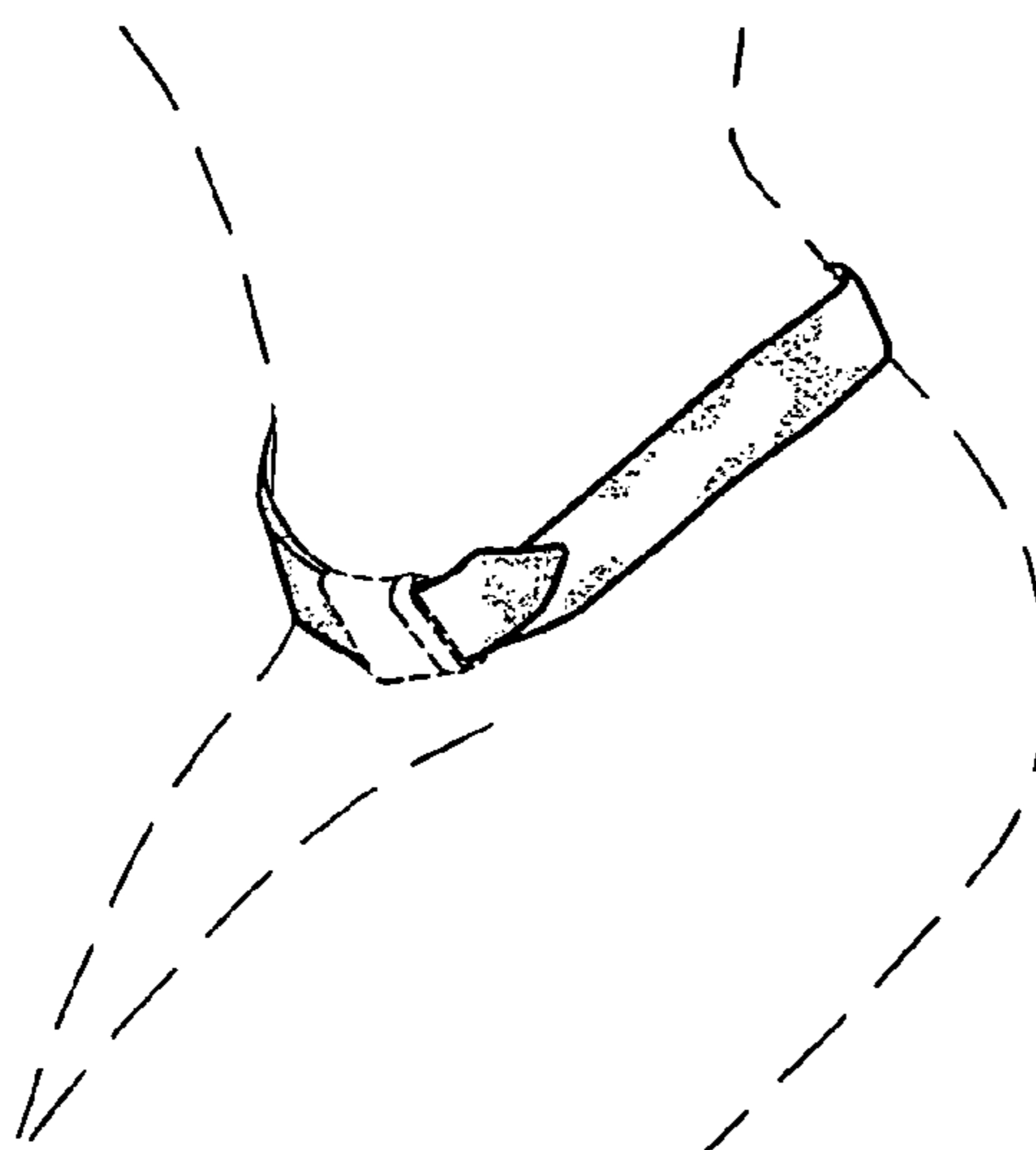


FIG. 3

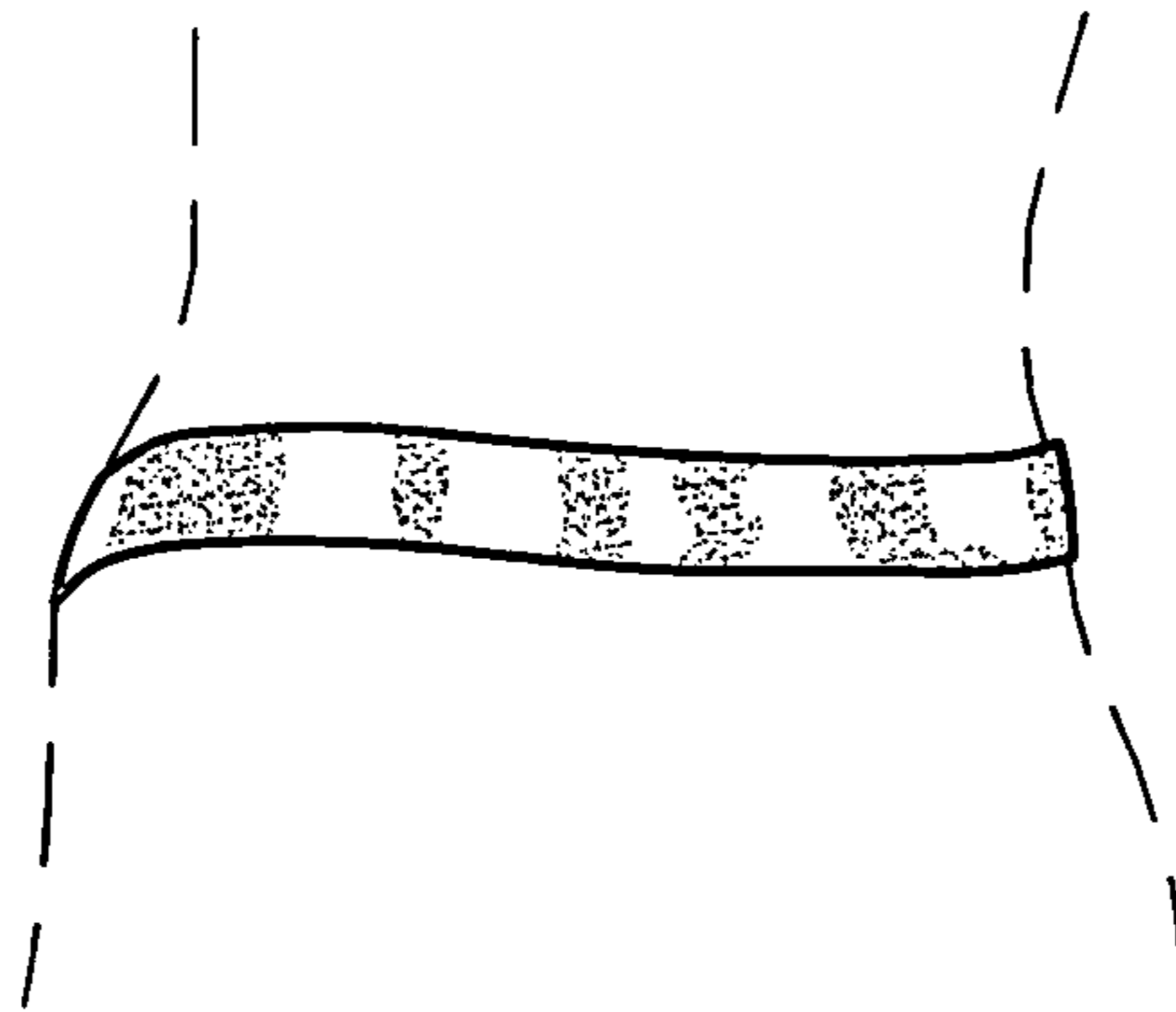


FIG. 4

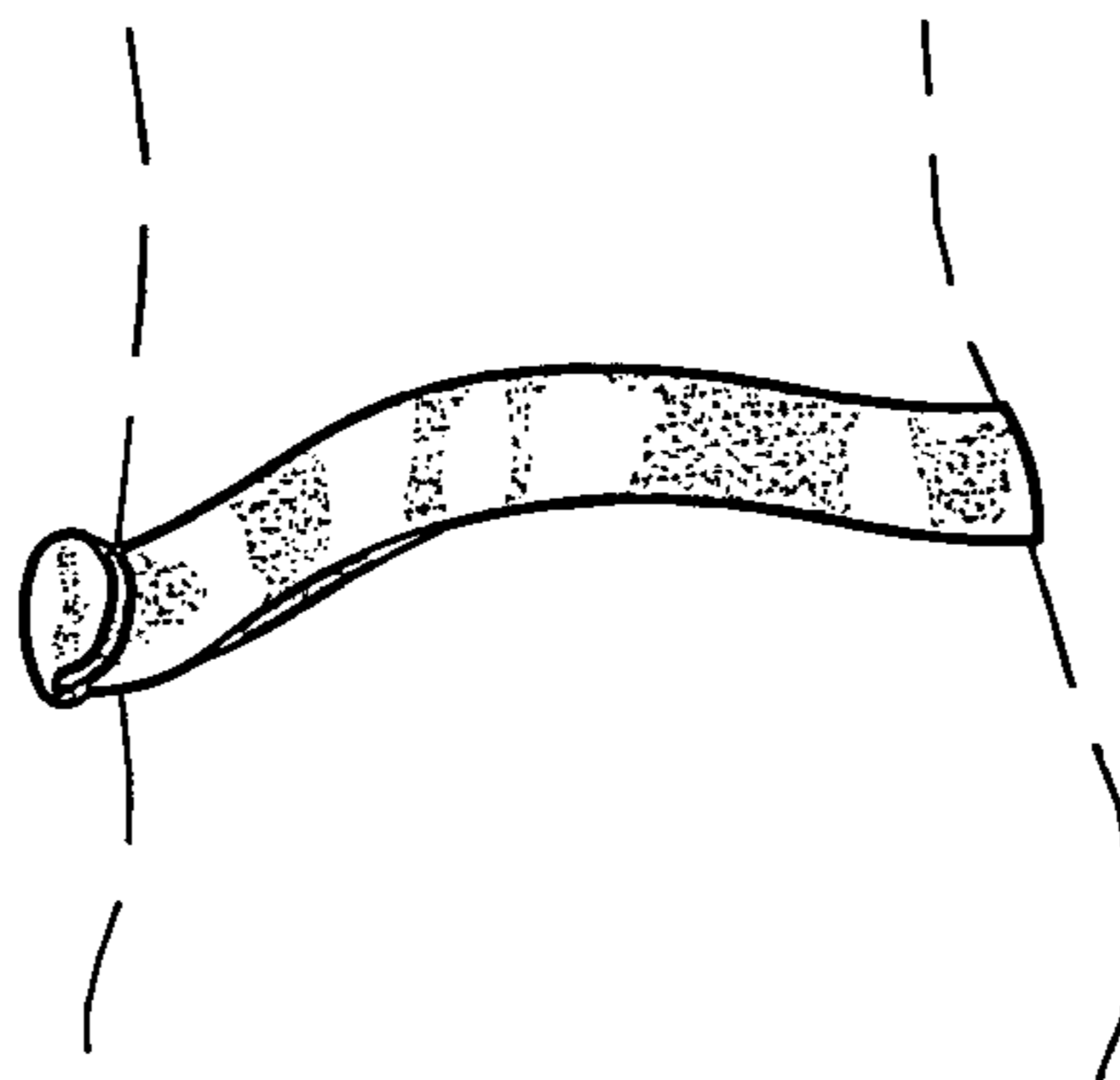


FIG. 5

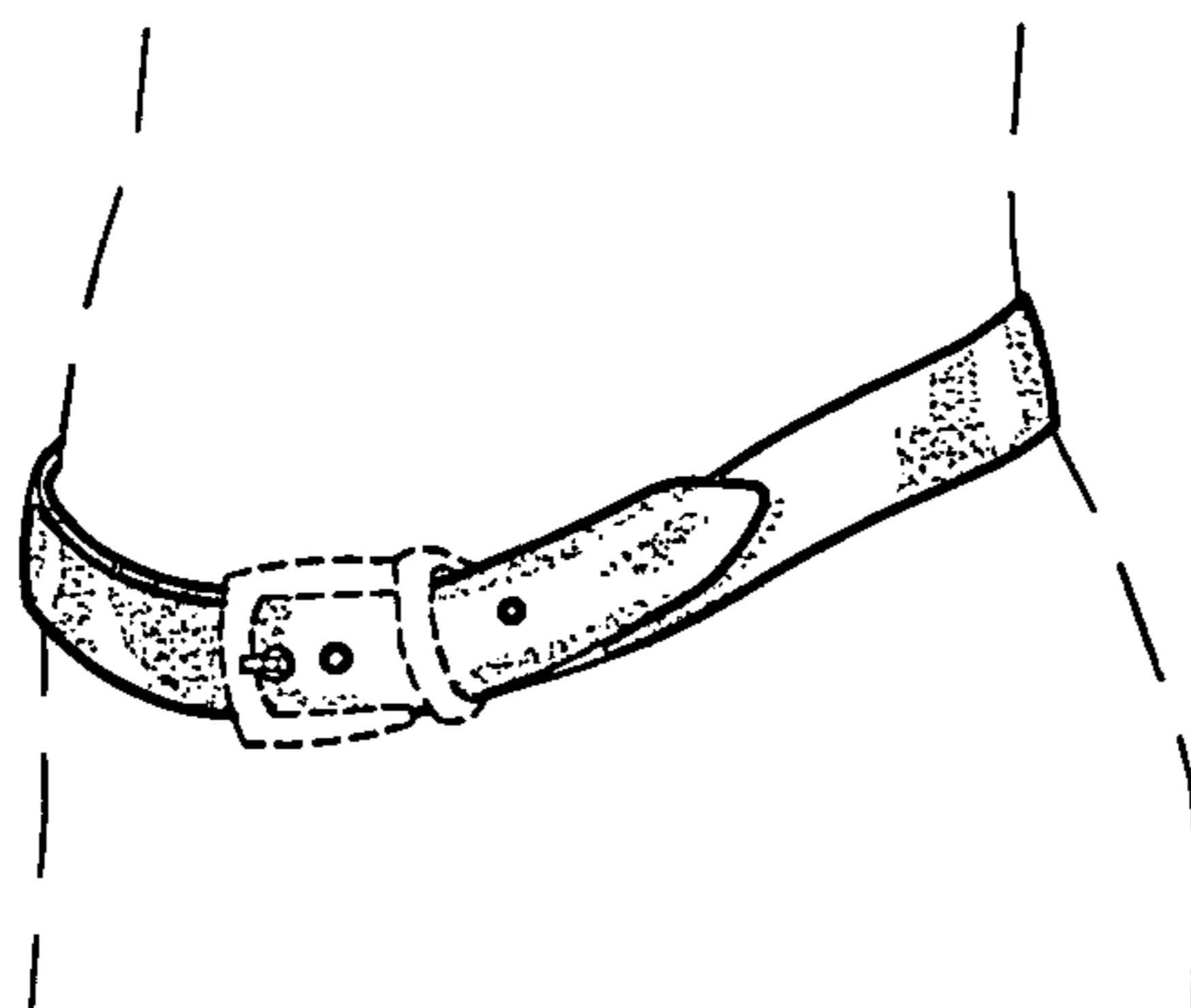


FIG. 6