



US00D721465S

(12) **United States Design Patent**
Heinz

(10) **Patent No.:** **US D721,465 S**
(45) **Date of Patent:** **** Jan. 20, 2015**

- (54) **WHEEL CRIB**
- (71) Applicant: **Richard N. Heinz**, Gladstone, MI (US)
- (72) Inventor: **Richard N. Heinz**, Gladstone, MI (US)
- (**) Term: **14 Years**
- (21) Appl. No.: **29/470,933**
- (22) Filed: **Oct. 25, 2013**

Related U.S. Application Data

- (63) Continuation of application No. 14/063,812, filed on Oct. 25, 2013.
- (51) **LOC (10) Cl.** **12-05**
- (52) **U.S. Cl.**
USPC **D34/35; D34/28**
- (58) **Field of Classification Search**
USPC D34/28, 32, 33, 35, 31; D12/217, 114;
280/35; 414/426, 430; 410/30, 49;
D25/112, 113, 117, 118; 52/102, 596,
52/574, 592.6, 612; D6/601, 349; 188/4 R,
188/32, 36
See application file for complete search history.

(56) **References Cited**

U.S. PATENT DOCUMENTS

- 2,450,648 A * 10/1948 Felzer 254/88
- 3,661,229 A * 5/1972 Stonhaus 188/32
- D319,751 S * 9/1991 Hoff D6/601

- D321,562 S * 11/1991 Ljungvall D24/183
- D346,257 S * 4/1994 McMillan D34/32
- D347,502 S * 5/1994 Mazza D34/32
- D408,677 S * 4/1999 Parnham D6/601
- 6,517,051 B1 * 2/2003 Cavanaugh 254/88
- D503,139 S * 3/2005 Colak et al. D12/217
- D511,011 S * 10/2005 Crump D25/112
- D531,106 S * 10/2006 Davidian D12/217
- D550,922 S * 9/2007 Bain D34/32
- D608,520 S * 1/2010 Fick et al. D34/32
- D625,678 S * 10/2010 Heinz D12/217
- D637,375 S * 5/2011 Haren D34/32
- D652,182 S * 1/2012 Seliskar et al. D30/160
- D683,924 S * 6/2013 Wolfenbarger et al. D34/32
- D711,016 S * 8/2014 Burnquist et al. D25/113
- D711,062 S * 8/2014 Chen D34/32
- 2014/0117634 A1 * 5/2014 Heinz 280/35

* cited by examiner

Primary Examiner — Cynthia Ramirez

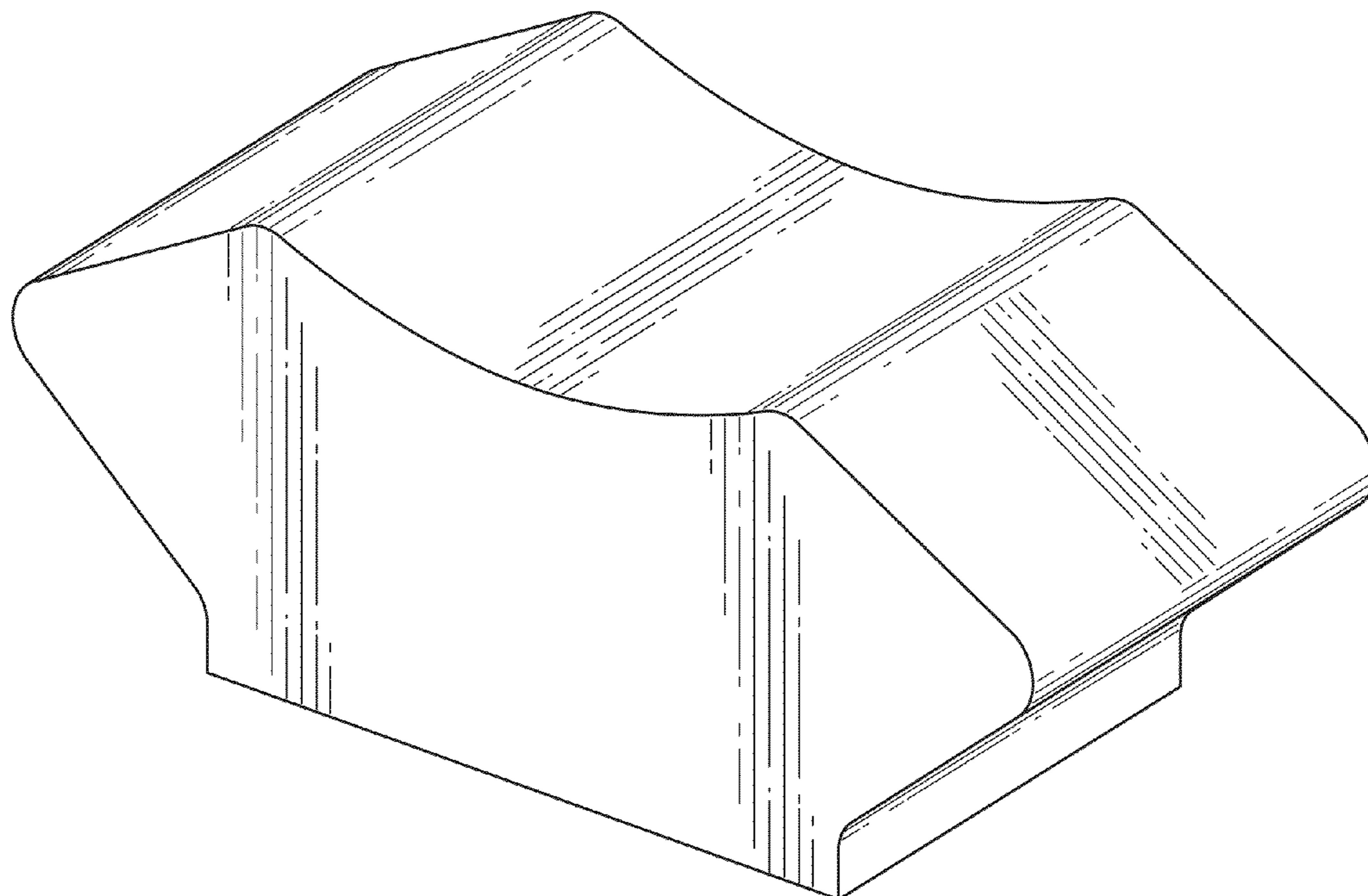
(57) **CLAIM**

The ornamental design for a wheel crib, as shown and described.

DESCRIPTION

FIG. 1 is a perspective view of a wheel crib;
 FIG. 2 is front view of the of the wheel crib;
 FIG. 3 is a rear view of the of the wheel crib;
 FIG. 4 is a top view of the wheel crib;
 FIG. 5 is a bottom view of the wheel crib;
 FIG. 6 is a left side view of the wheel crib; and,
 FIG. 7 is a right side view of the wheel crib.

1 Claim, 6 Drawing Sheets



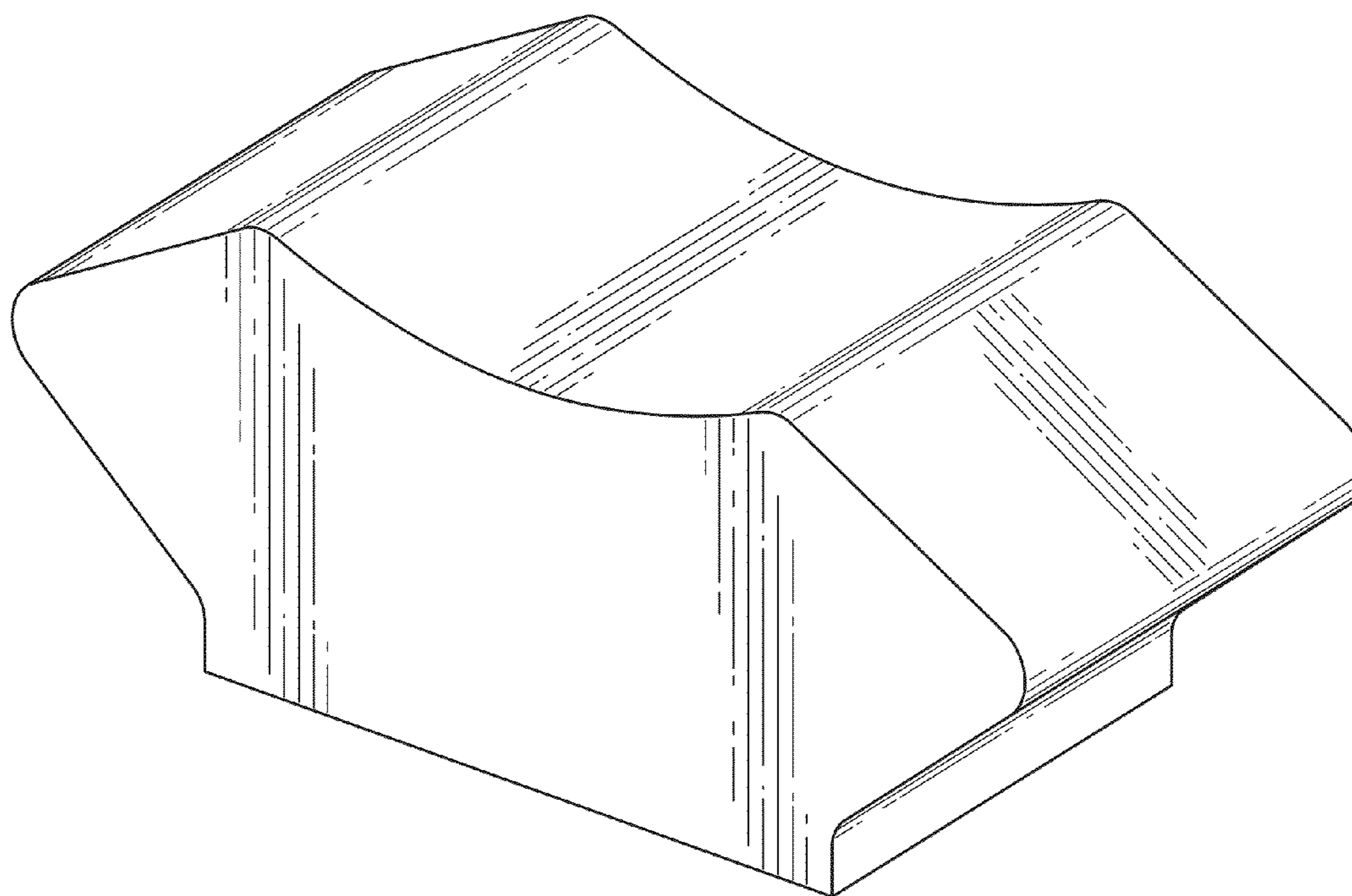


FIG. 1

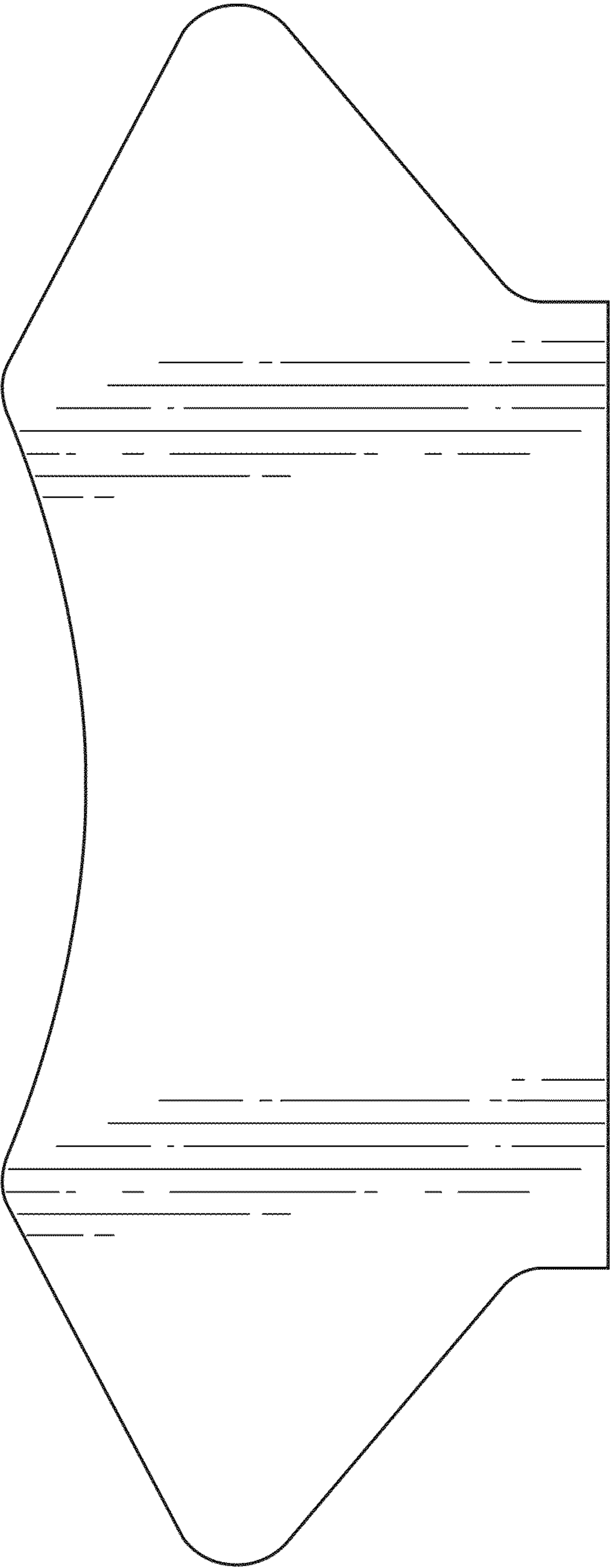


FIG. 2

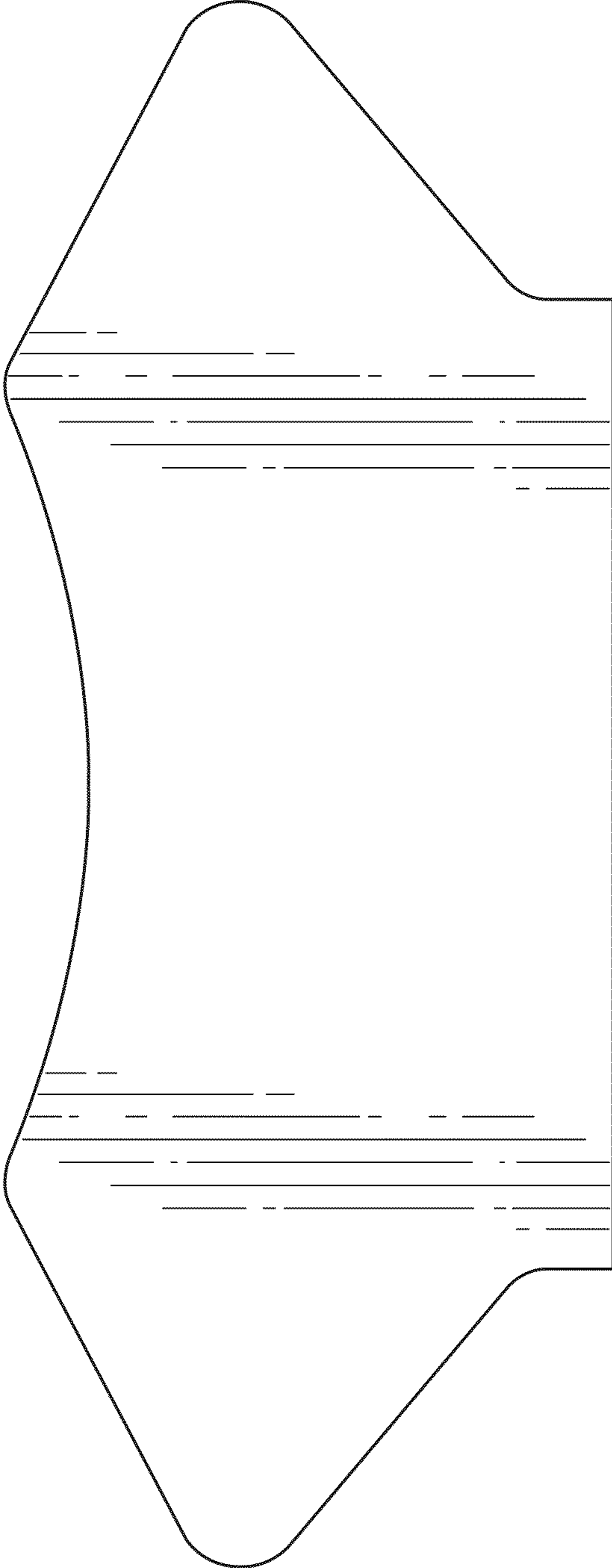


FIG. 3




FIG. 4

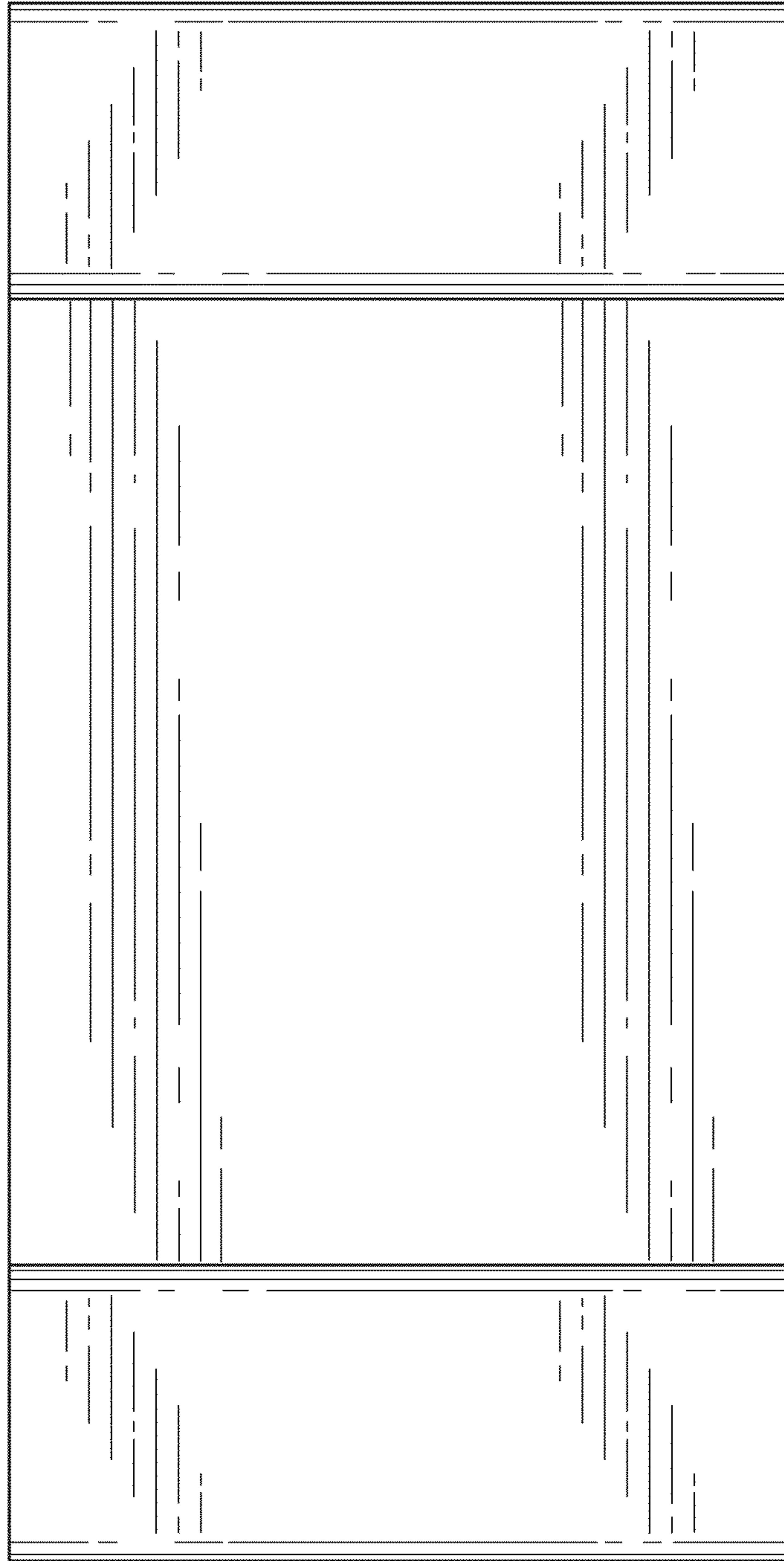


FIG. 5

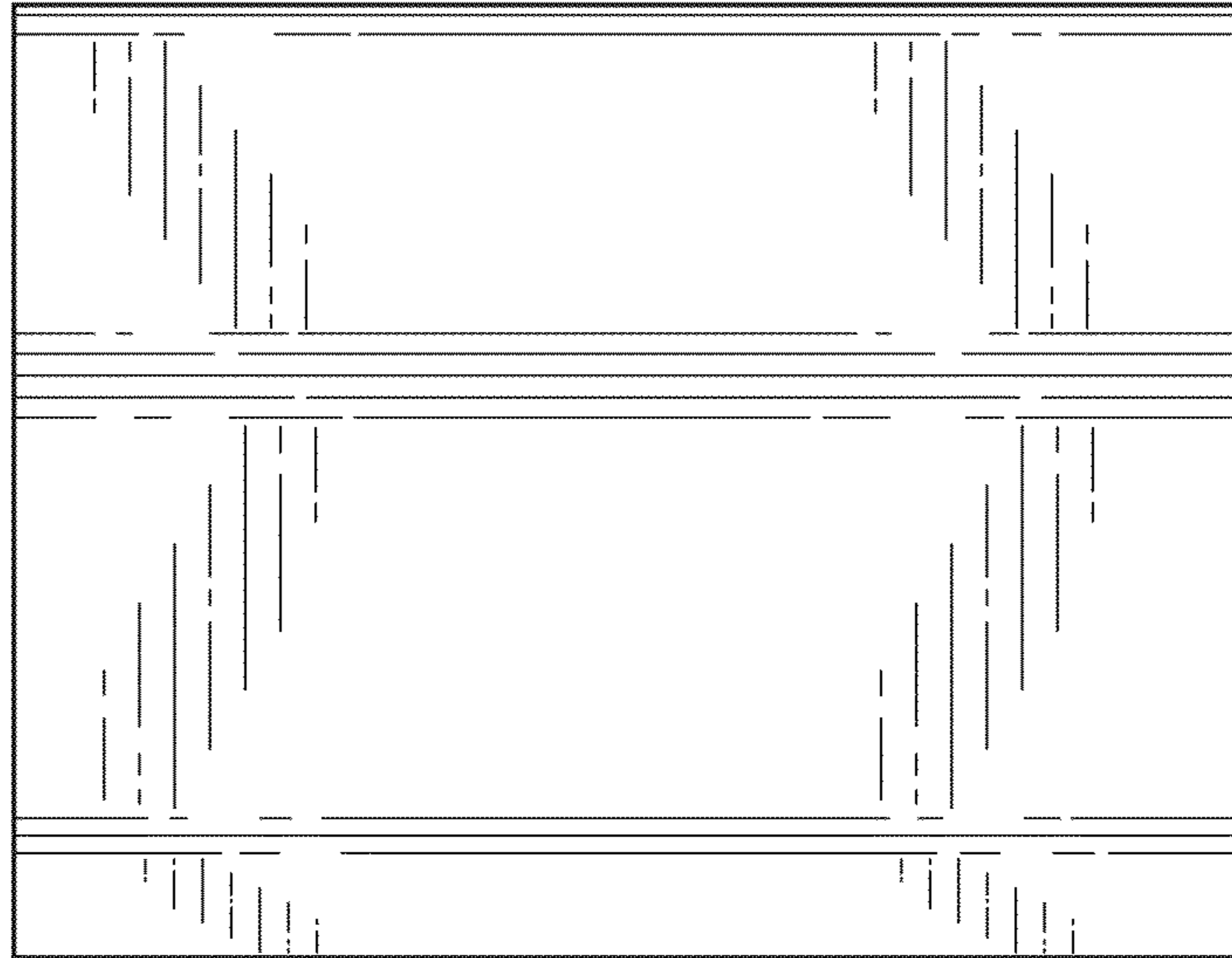


FIG. 6




FIG. 7