

US00D721461S

(12) **United States Design Patent**
Johnston

(10) **Patent No.:** **US D721,461 S**
(45) **Date of Patent:** **** Jan. 20, 2015**

- (54) **VACUUM SWEEPER HANDLE**
- (71) Applicant: **Julia A. Johnston**, Chardon, OH (US)
- (72) Inventor: **Julia A. Johnston**, Chardon, OH (US)
- (**) Term: **14 Years**
- (21) Appl. No.: **29/463,542**
- (22) Filed: **Dec. 30, 2013**
- (51) **LOC (10) Cl.** **15-05**
- (52) **U.S. Cl.**
USPC **D32/34**
- (58) **Field of Classification Search**
USPC D32/15-16, 18-21, 22, 30-34; D15/18;
D12/111, 114; 15/410-412, 246.2,
15/320, 329, 344, 350, 347, DIG. 10, 349,
15/351-353, 340.2, 361, 362, 144.1;
55/DIG. 3, 323, 337, 429; D8/68-69;
16/430, DIG. 38
See application file for complete search history.

D241,568 S *	9/1976	Hernog	D32/34
D251,007 S *	2/1979	Burgoon	D32/19
D294,988 S	3/1988	Goodrich		
D310,281 S *	8/1990	Goodrich	D32/34
D366,015 S *	1/1996	McCormack	D12/114
6,389,630 B1 *	5/2002	Chen	15/49.1
6,742,222 B2	6/2004	Furr-Britt et al.		
D598,171 S *	8/2009	Svantesson	D32/34
8,082,619 B1 *	12/2011	Willey	15/144.3
8,453,296 B2 *	6/2013	Swerdlick	15/410

* cited by examiner

Primary Examiner — Ruth McInroy

(74) *Attorney, Agent, or Firm* — Paul R. Martin

(57) **CLAIM**

The ornamental design for a vacuum sweeper handle, as shown and described.

DESCRIPTION


FIG. 1 is a perspective view of a vacuum sweeper handle showing my new design;
 FIG. 2 is an enlarged perspective view thereof;
 FIG. 3 is an enlarged front elevation view thereof;
 FIG. 4 is an enlarged top plan view thereof;
 FIG. 5 is an enlarged bottom plan view thereof;
 FIG. 6 is an enlarged rear elevation view thereof; and,
 FIG. 7 is an enlarged side elevation view thereof, the opposite side being a mirror image.
 The details shown in broken lines form no part of the claimed design.

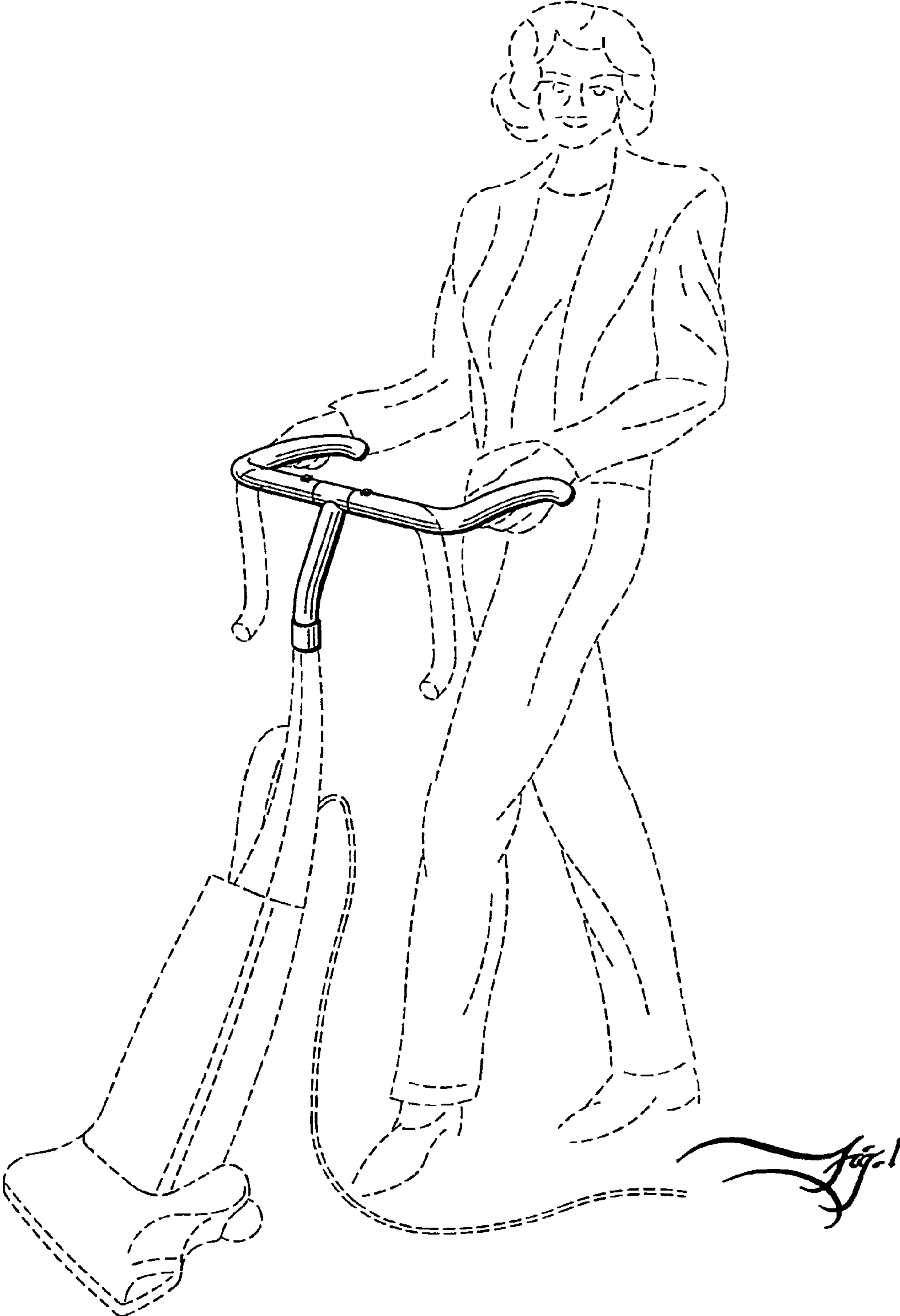
1 Claim, 4 Drawing Sheets

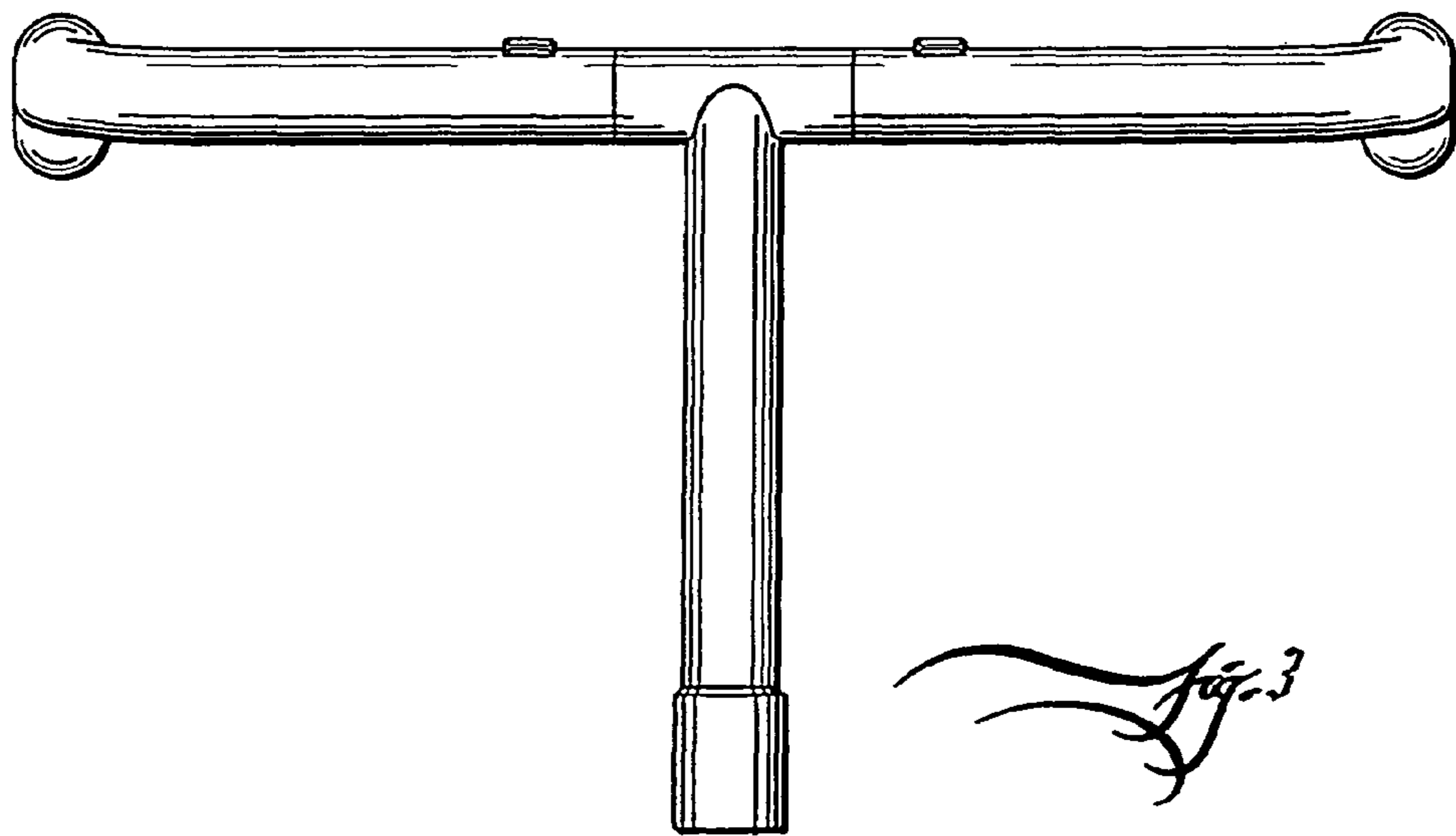
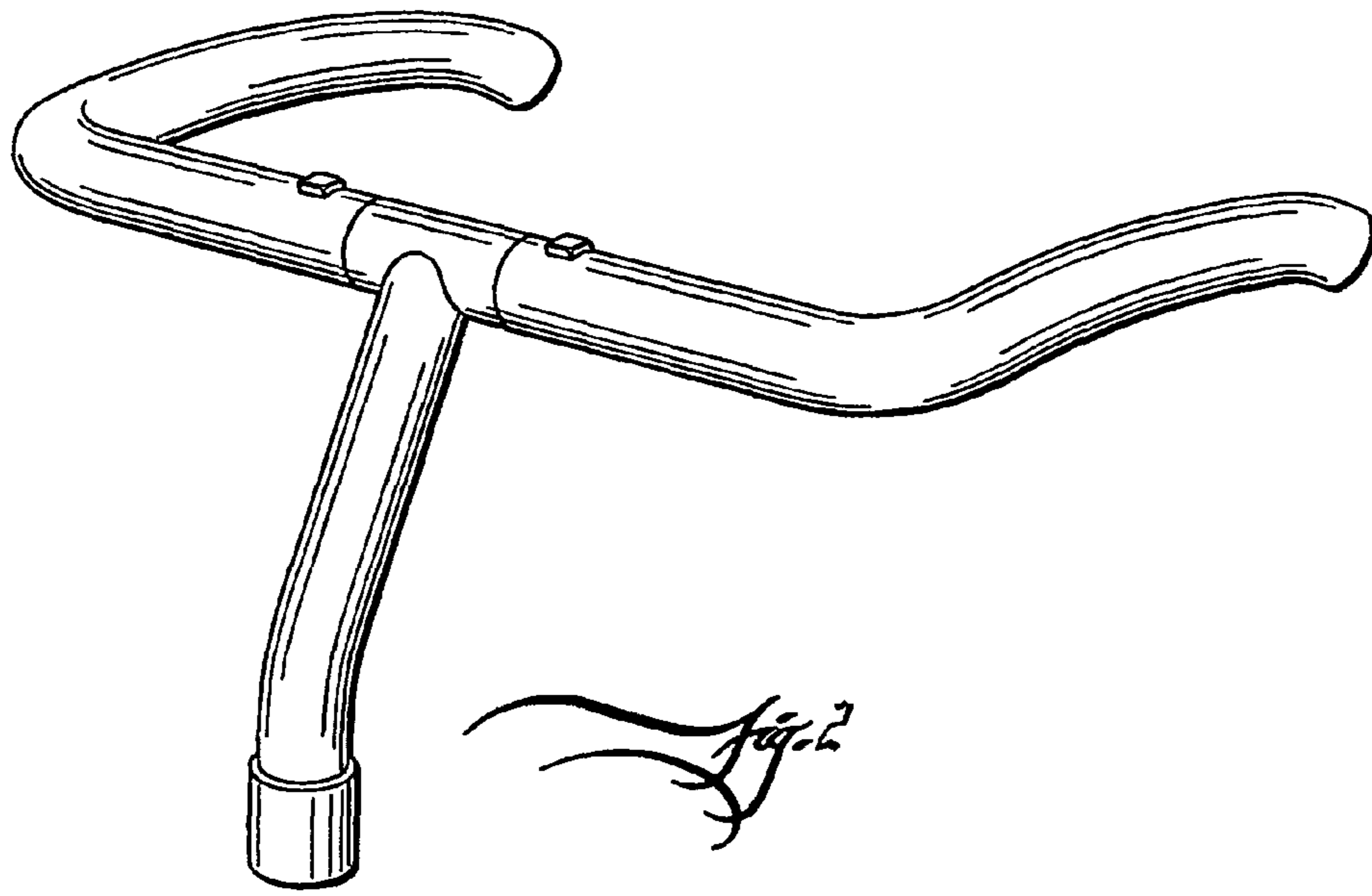
(56) **References Cited**

U.S. PATENT DOCUMENTS

1,014,776 A	1/1912	Rubel	
D178,279 S *	7/1956	Cole D15/18
D193,626 S *	9/1962	Rech D15/18
D193,627 S *	9/1962	Rech D15/18
D193,628 S *	9/1962	Rech D15/18
D207,230 S *	3/1967	Stewart D15/18










Fig. 4




Fig. 5

