

US00D721446S

(12) **United States Design Patent**
Carroll et al.

(10) **Patent No.:** **US D721,446 S**
(45) **Date of Patent:** **** Jan. 20, 2015**

- (54) **LED LIGHT BULB**
- (71) Applicant: **Forever Bulb, LLC**, Grantsburg, WI (US)
- (72) Inventors: **David W. Carroll**, Grantsburg, WI (US); **Wendell Carroll**, Minneapolis, MN (US); **Terry L. Travis**, Nerstrand, MN (US)
- (73) Assignee: **Forever Bulb, LLC**, Grantsburg, WI (US)
- (**) Term: **14 Years**
- (21) Appl. No.: **29/437,367**
- (22) Filed: **Nov. 15, 2012**
- (51) **LOC (10) Cl.** **26-04**
- (52) **U.S. Cl.**
USPC **D26/2**
- (58) **Field of Classification Search**
USPC D26/1-4; 313/313, 315, 316, 317, 318, 313/493; 315/52, 53, 56, 57, 58
See application file for complete search history.

D620,155 S	7/2010	Wang et al.
D623,774 S	9/2010	Tsai
D626,667 S	11/2010	Jonsson et al.
8,013,501 B2	9/2011	Carroll et al.
D646,408 S	10/2011	Shi
D646,808 S	10/2011	Shi
D646,809 S	10/2011	Shi
D654,602 S	2/2012	Carroll et al.
D663,051 S	7/2012	Xu et al.
D664,684 S	7/2012	Carroll et al.
D664,685 S	7/2012	Carroll et al.
D668,797 S	10/2012	Xu
8,371,722 B2	2/2013	Carroll
D691,290 S	10/2013	Carroll et al.
D691,292 S	10/2013	Qiu
D700,373 S	2/2014	Carroll et al.
2003/0031015 A1	2/2003	Ishibashi
2005/0207152 A1	9/2005	Maxik
2011/0101842 A1	5/2011	Valenzano
2012/0243230 A1	9/2012	Carroll et al.

* cited by examiner

Primary Examiner — Marcus Jackson
(74) *Attorney, Agent, or Firm* — Dicke, Billig & Czaja, PLLC


(57) **CLAIM**
The ornamental design for a LED light bulb, as shown and described herein.

DESCRIPTION

FIG. 1 is a front, right perspective view of a LED light bulb, according to one example of the present disclosure; FIG. 2 is a bottom plan view of the light bulb; FIG. 3 is a top plan view of the light bulb; FIG. 4 is a front side view of the light bulb; FIG. 5 is a rear side view of the light bulb; FIG. 6 is a left side view of the light bulb; and FIG. 7 is a right side view of the light bulb.

1 Claim, 6 Drawing Sheets

- (56) **References Cited**
U.S. PATENT DOCUMENTS
- | | | | | | |
|--------------|---|---------|------------------|-------|-------|
| D531,741 S | * | 11/2006 | Takahashi | | D26/2 |
| D538,953 S | * | 3/2007 | Mama | | D26/2 |
| D548,369 S | * | 8/2007 | Bembridge | | D26/2 |
| D549,360 S | * | 8/2007 | An | | D26/2 |
| D550,864 S | * | 9/2007 | Hernandez et al. | | D26/2 |
| D553,267 S | * | 10/2007 | Yuen | | D26/2 |
| D601,278 S | | 9/2009 | Takahashi | | |
| D610,277 S | | 2/2010 | Lee | | |
| D615,220 S | | 5/2010 | Crane et al. | | |
| D617,915 S | | 6/2010 | Wada et al. | | |
| 7,736,020 B2 | | 6/2010 | Baroky et al. | | |






Fig. 1

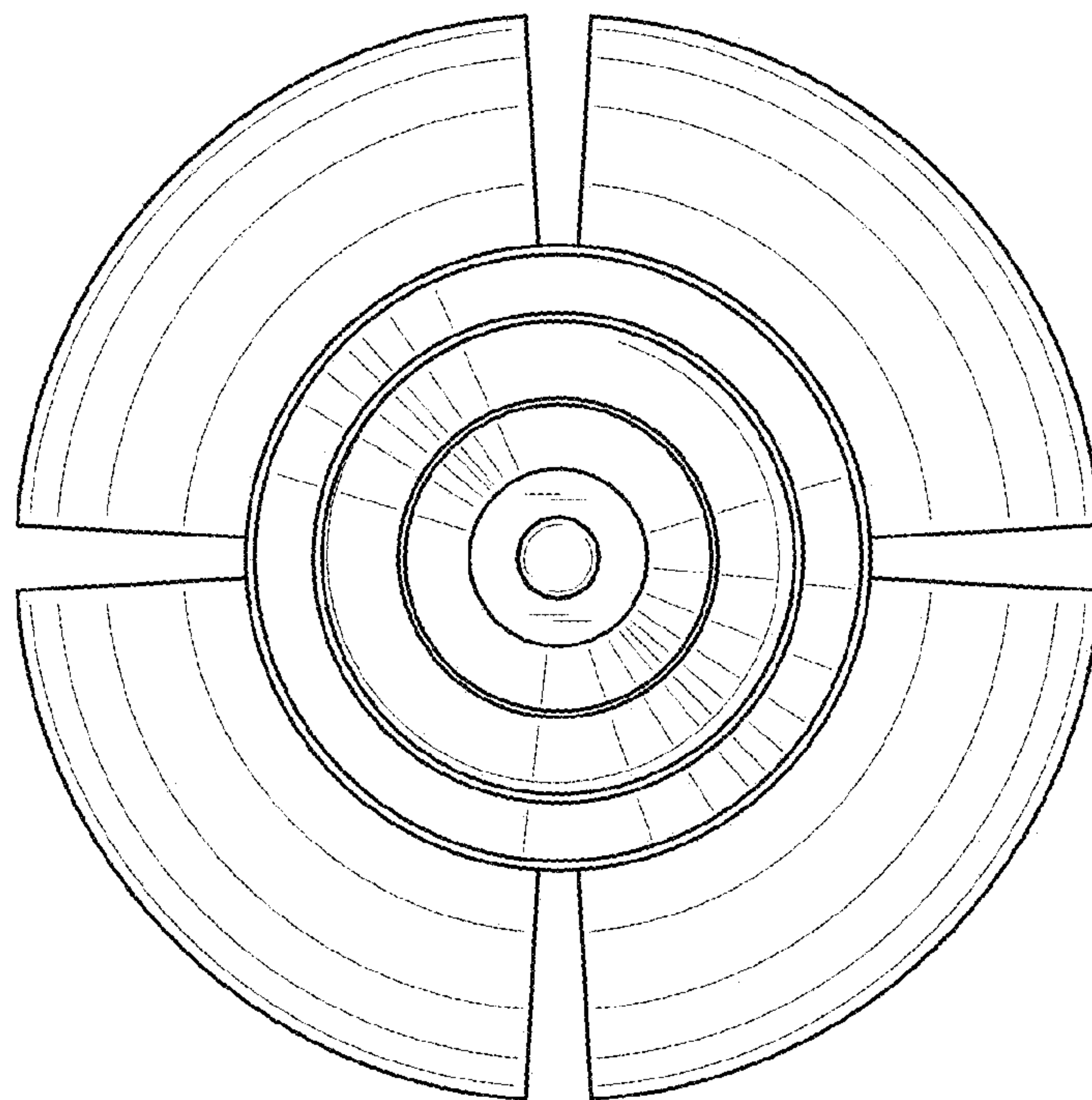


Fig. 2

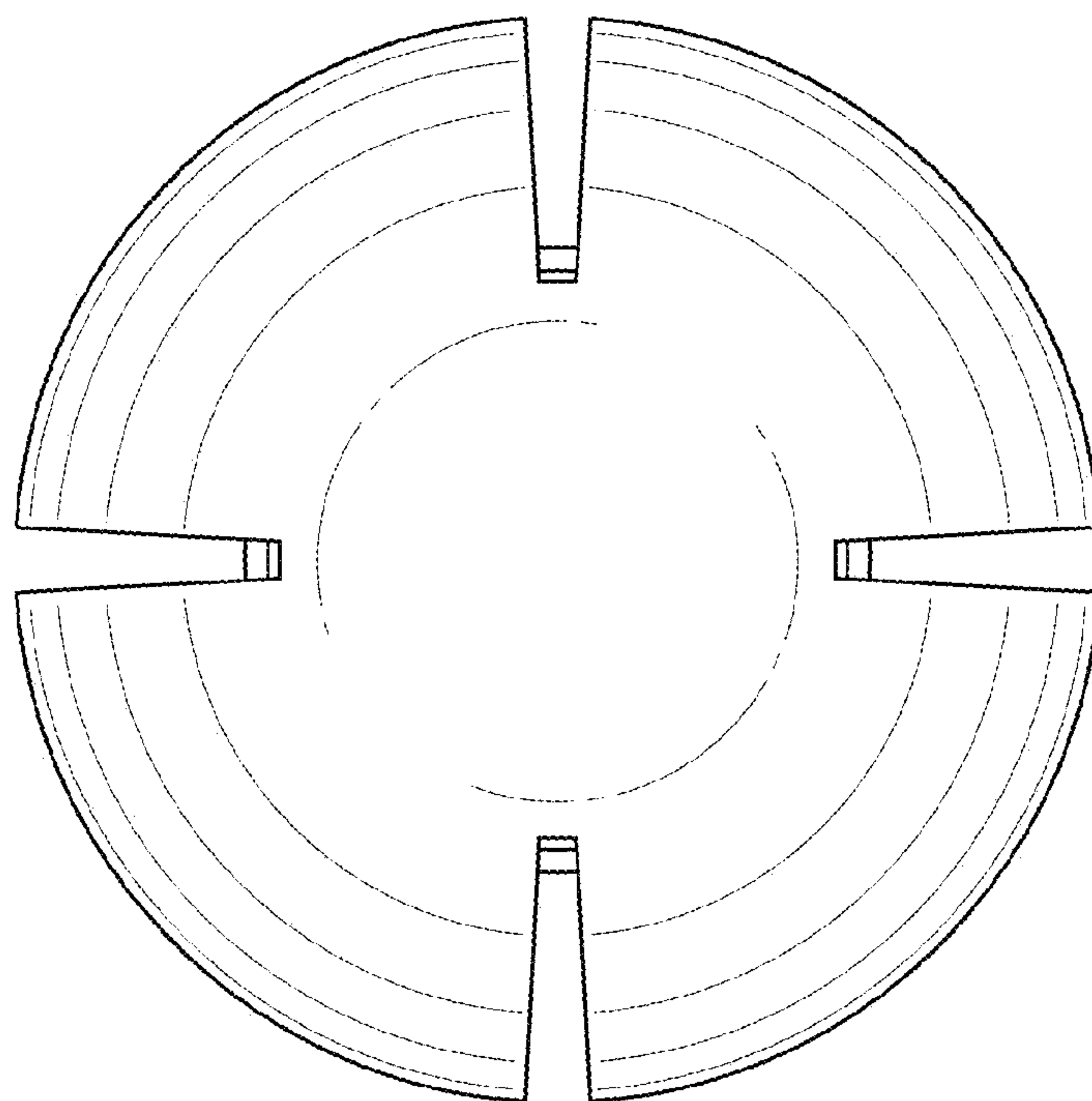


Fig. 3

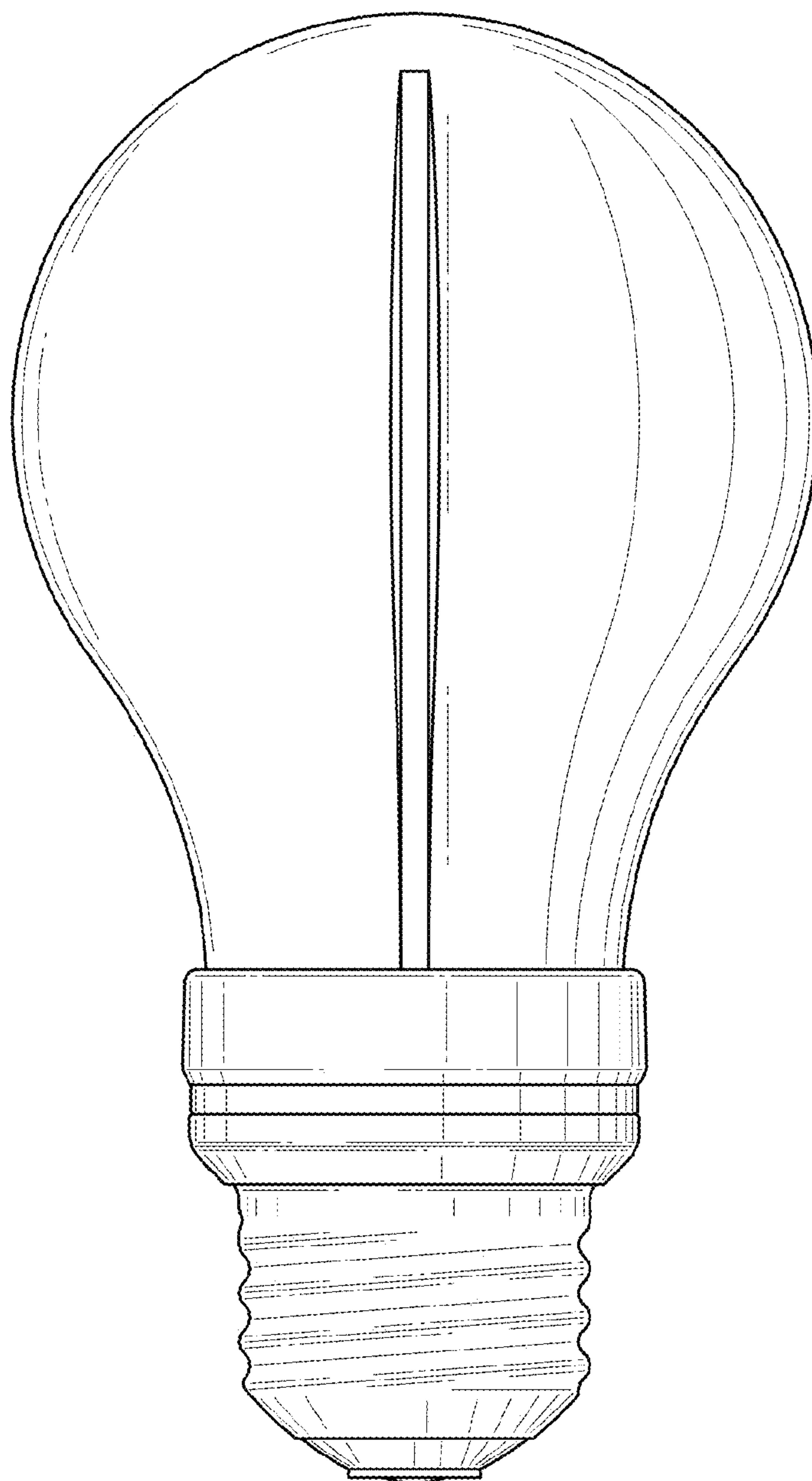


Fig. 4

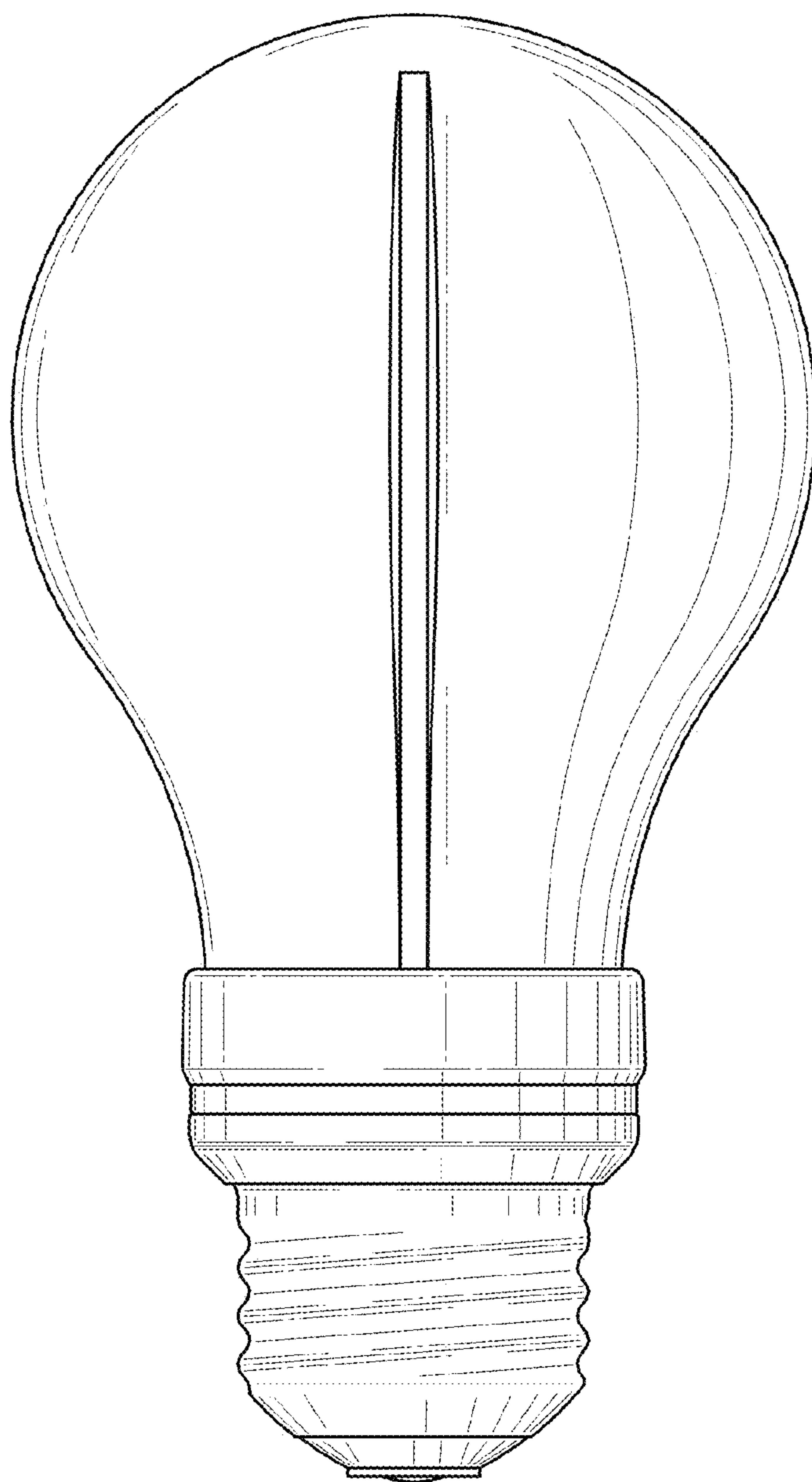


Fig. 5

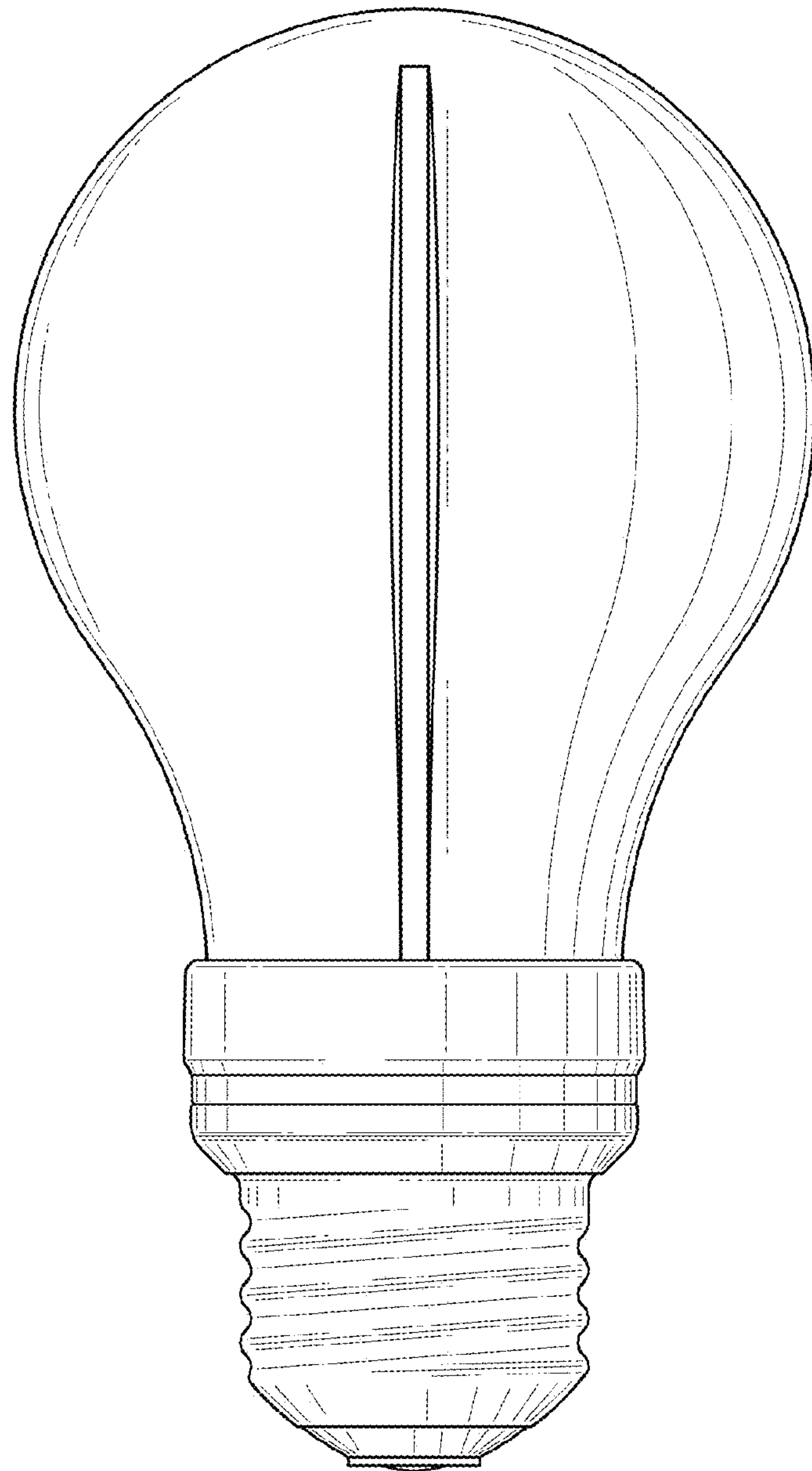


Fig. 6

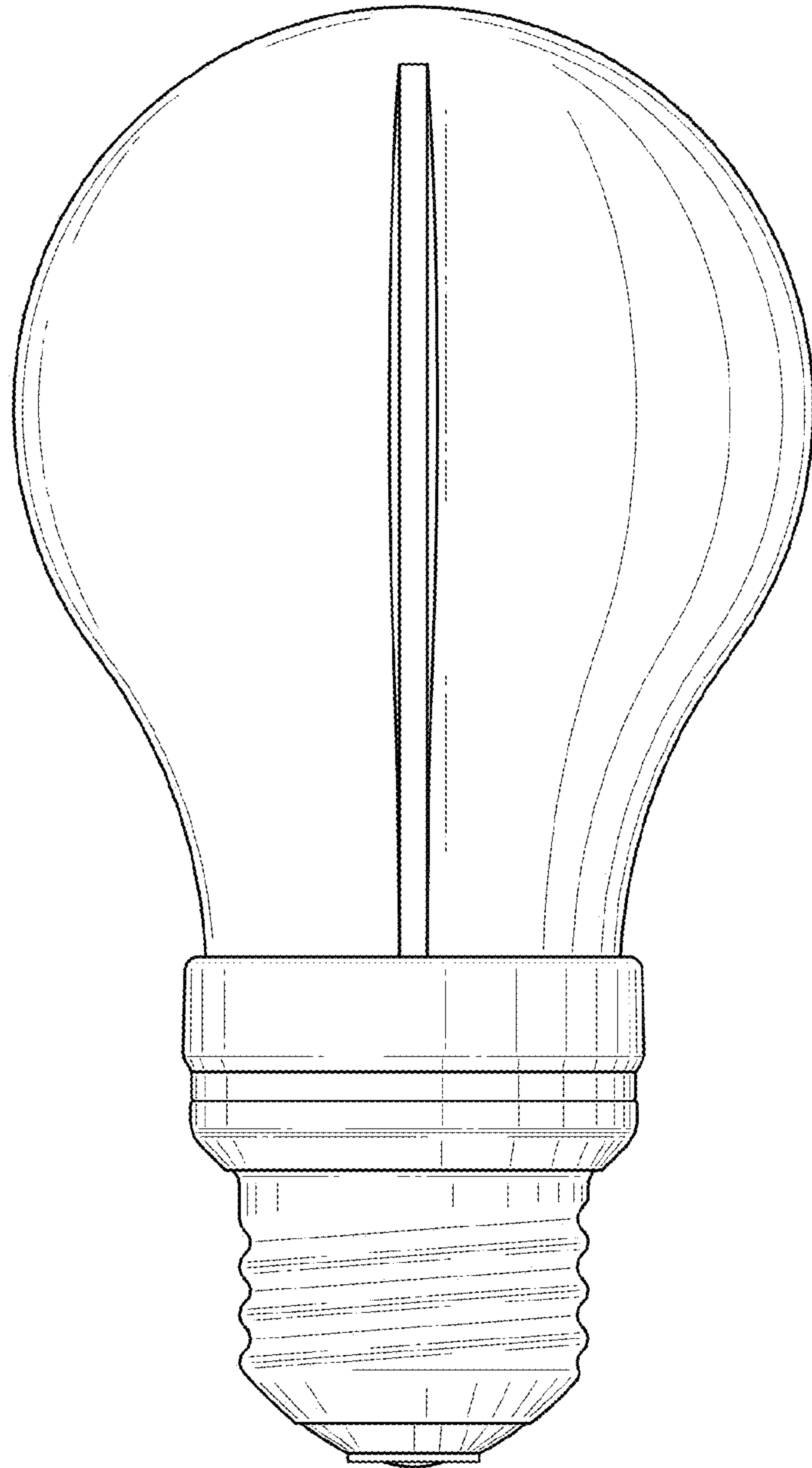


Fig. 7