



US00D721434S

(12) **United States Design Patent**
Mulvey et al.

(10) **Patent No.:** **US D721,434 S**
(45) **Date of Patent:** **** Jan. 20, 2015**

- (54) **UNIT DOSE VIAL**
- (71) Applicant: **Allergan, Inc.**, Irvine, CA (US)
- (72) Inventors: **Daniel Mulvey**, Newport Coast, CA (US); **Sai Shankar**, Irvine, CA (US); **Lorens Slokovic**, Cleburne, TX (US)
- (73) Assignee: **Allergan, Inc.**, Irvine, CA (US)
- (**) Term: **14 Years**
- (21) Appl. No.: **29/452,439**
- (22) Filed: **Apr. 16, 2013**
- (51) **LOC (10) Cl.** **24-02**
- (52) **U.S. Cl.**
USPC **D24/115**
- (58) **Field of Classification Search**
USPC D24/108, 115, 224, 223, 226; 222/209, 222/207, 215, 541.4, 541.9; D9/695-699, D9/529; 206/528; 604/3, 298; 215/47, 48; 128/200.24
See application file for complete search history.

D447,560	S	*	9/2001	Hellberg et al.	D24/115
D489,820	S	*	5/2004	Masuda et al.	D24/115
D492,028	S	*	6/2004	Masuda et al.	D24/115
D492,407	S	*	6/2004	Masuda et al.	D24/115
D538,424	S	*	3/2007	Zahn et al.	D24/115
D551,988	S	*	10/2007	Oliver	D9/696
8,087,524	B2	*	1/2012	Hansen	215/253
2010/0163577	A1	*	7/2010	Hansen	222/129

* cited by examiner

Primary Examiner — David Muller

Assistant Examiner — Nathan Johnston

(74) *Attorney, Agent, or Firm* — Lorenz Siddiqi

(57) **CLAIM**

The ornamental design for a unit dose vial, as shown and described.

DESCRIPTION


FIG. 1 is a perspective view illustrating an embodiment of the unit dose vial.
 FIG. 2 is a second perspective view illustrating the unit dose vials of FIG. 1.
 FIG. 3 is a front elevation view thereof;
 FIG. 4 is a rear elevation view thereof;
 FIG. 5 is a right side elevation view thereof;
 FIG. 6 is a left side elevation view thereof;
 FIG. 7 is a top plan view thereof; and,
 FIG. 8 is a bottom plan view thereof.

1 Claim, 5 Drawing Sheets

(56) **References Cited**

U.S. PATENT DOCUMENTS

D309,097	S	*	7/1990	Price	D9/696
D327,008	S	*	6/1992	Friedman	D9/696
D330,160	S	*	10/1992	Umekawa	D9/696
D430,664	S	*	9/2000	Poynter	D24/115
6,241,124	B1	*	6/2001	Hoyt	222/143



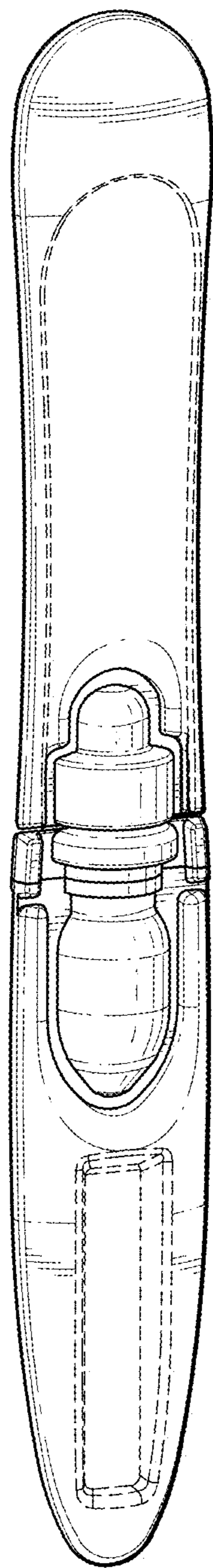


FIG. 1

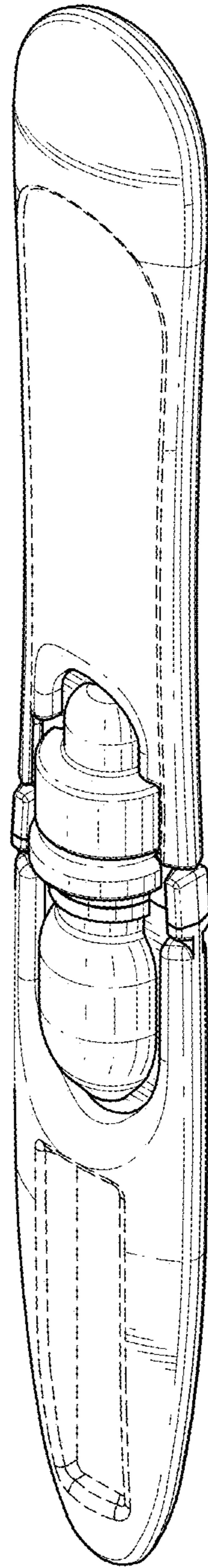


FIG. 2




FIG. 3

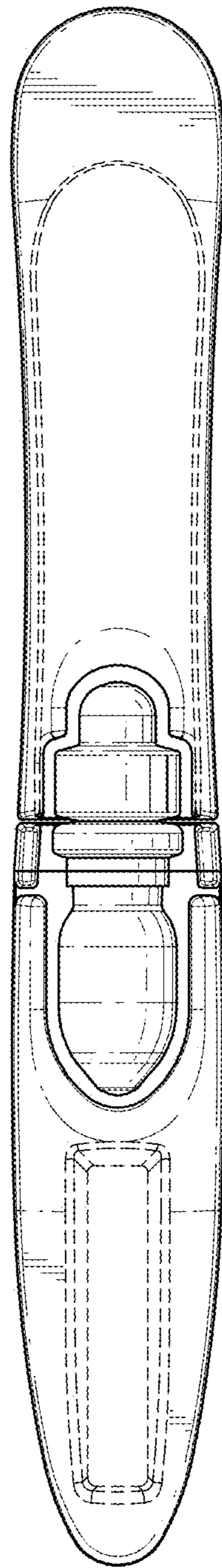


FIG. 4

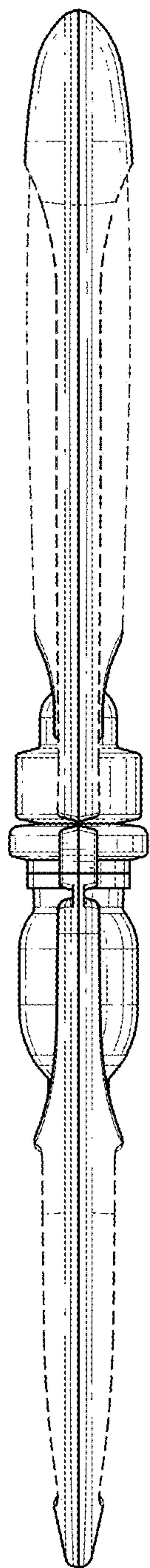


FIG. 5

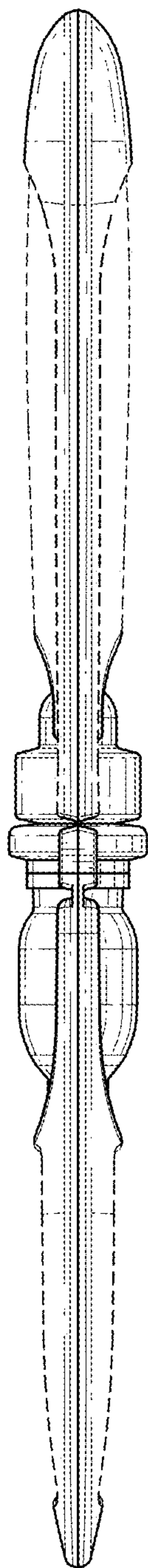


FIG. 6

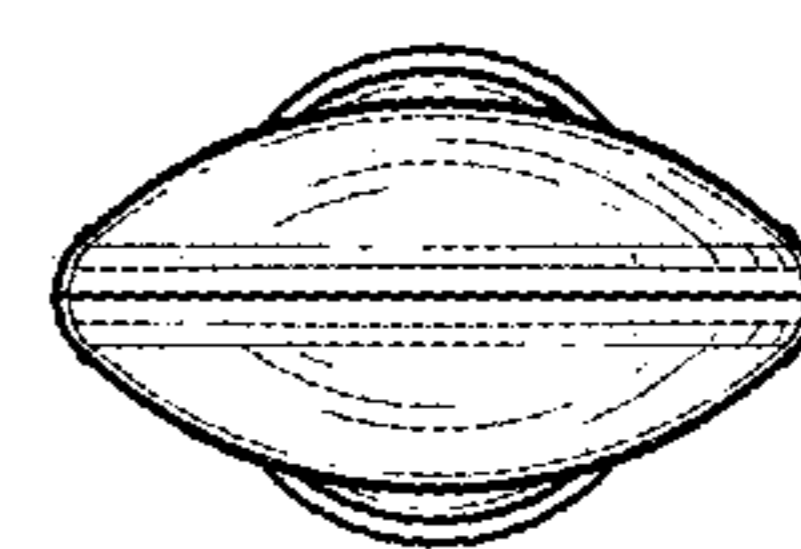


FIG. 7

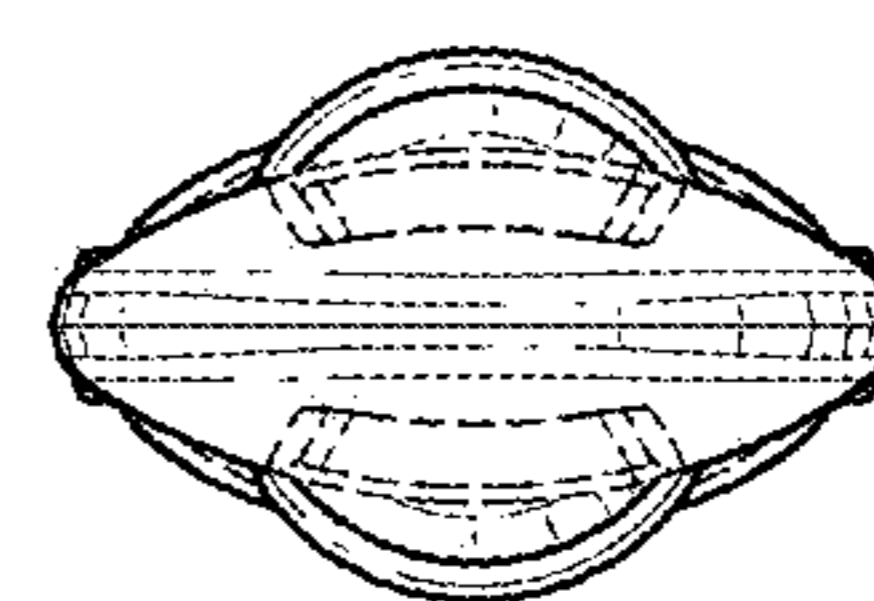


FIG. 8