



US00D721433S

(12) **United States Design Patent**
Mulvey et al.

(10) **Patent No.:** **US D721,433 S**
(45) **Date of Patent:** **** Jan. 20, 2015**

- (54) **UNIT DOSE VIALS**
- (71) Applicant: **Allergan, Inc.**, Irvine, CA (US)
- (72) Inventors: **Daniel Mulvey**, Newport Coast, CA (US); **Sai Shankar**, Irvine, CA (US); **Lorens Slokovic**, Cleburne, TX (US)
- (73) Assignee: **Allergan, Inc.**, Irvine, CA (US)
- (**) Term: **14 Years**
- (21) Appl. No.: **29/452,438**
- (22) Filed: **Apr. 16, 2013**
- (51) **LOC (10) Cl.** **24-02**
- (52) **U.S. Cl.**
USPC **D24/115**
- (58) **Field of Classification Search**
USPC D24/108, 115, 224, 223, 226; 222/209, 222/207, 215, 541.6, 541.4, 541.9; D9/695-699, 529; 206/528; 604/3, 604/298; 215/47, 48; 128/200.24
See application file for complete search history.

D447,560 S *	9/2001	Hellberg et al.	D24/115
D489,820 S *	5/2004	Masuda et al.	D24/115
D492,028 S *	6/2004	Masuda et al.	D24/115
D492,407 S *	6/2004	Masuda et al.	D24/115
D538,424 S *	3/2007	Zahn et al.	D24/115
D551,988 S *	10/2007	Oliver	D9/696
8,087,524 B2 *	1/2012	Hansen	215/253
2010/0163577 A1 *	7/2010	Hansen	222/129

* cited by examiner

Primary Examiner — David Muller

Assistant Examiner — Nathan Johnston

(74) *Attorney, Agent, or Firm* — Lorenz Siddiqi

(57) **CLAIM**

The ornamental design for unit dose vials, as shown and described.

DESCRIPTION

FIG. 1 is a perspective view illustrating an embodiment of the unit dose vials.

FIG. 2 is a second perspective view illustrating the unit dose vials of FIG. 1.

FIG. 3 is a front elevation view thereof;

FIG. 4 is a rear elevation view thereof;

FIG. 5 is a right side elevation view thereof;

FIG. 6 is a left side elevation view thereof;

FIG. 7 is a top plan view thereof; and,

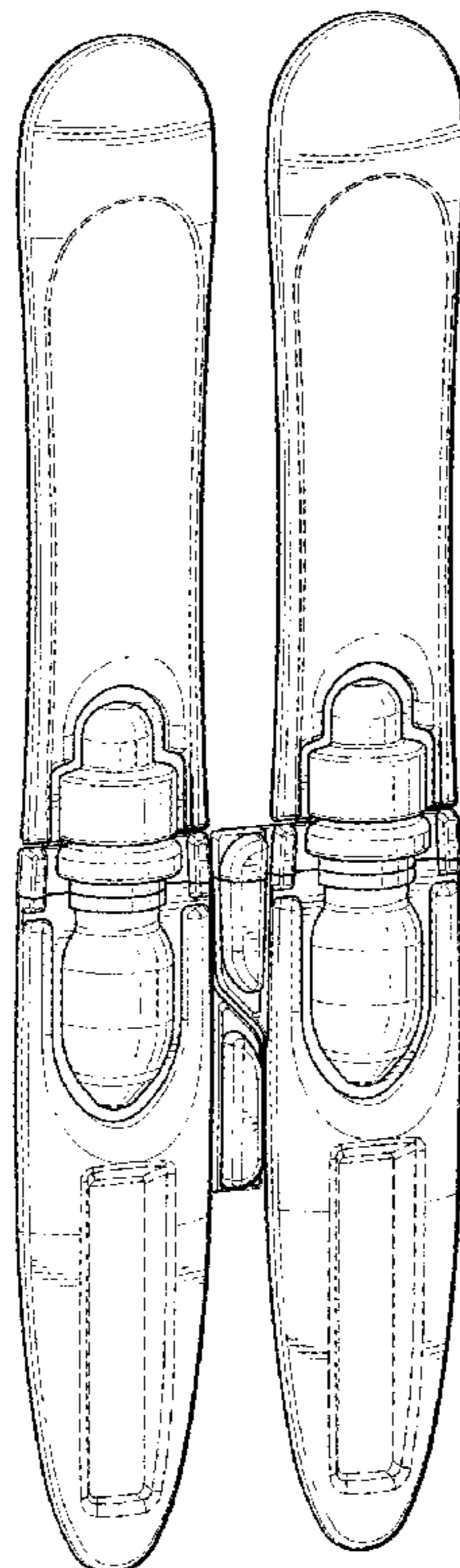
FIG. 8 is a bottom plan view thereof.

1 Claim, 6 Drawing Sheets

(56) **References Cited**

U.S. PATENT DOCUMENTS

D309,097 S *	7/1990	Price	D9/696
D327,008 S *	6/1992	Friedman	D9/696
D330,160 S *	10/1992	Umekawa	D9/696
D430,664 S *	9/2000	Poynter	D24/115
6,241,124 B1 *	6/2001	Hoyt	222/143



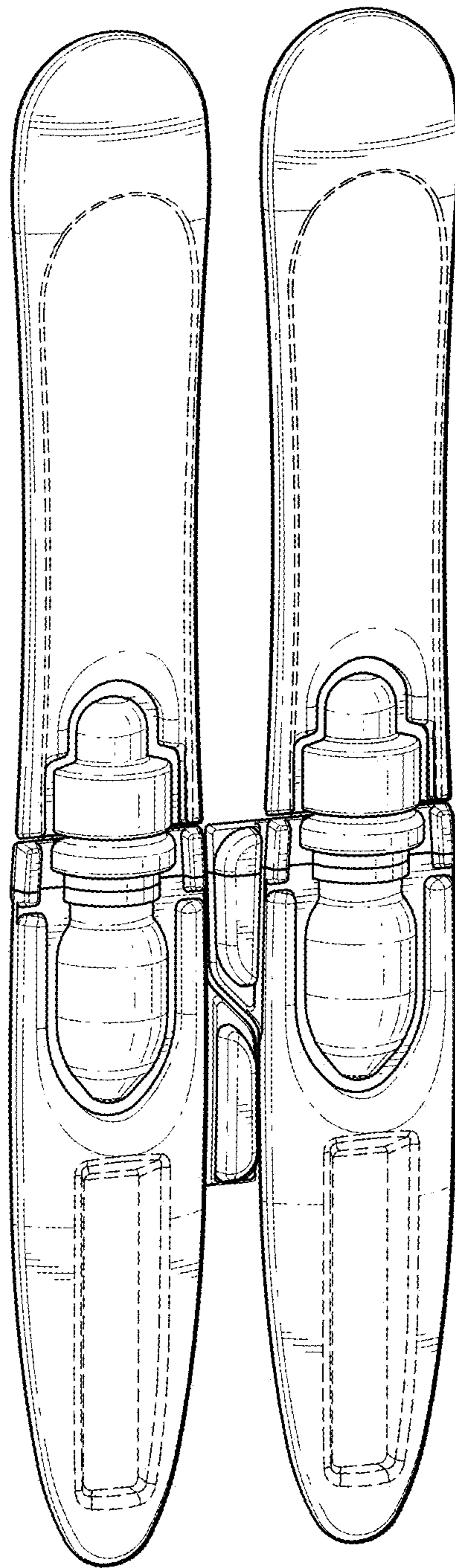


FIG. 1

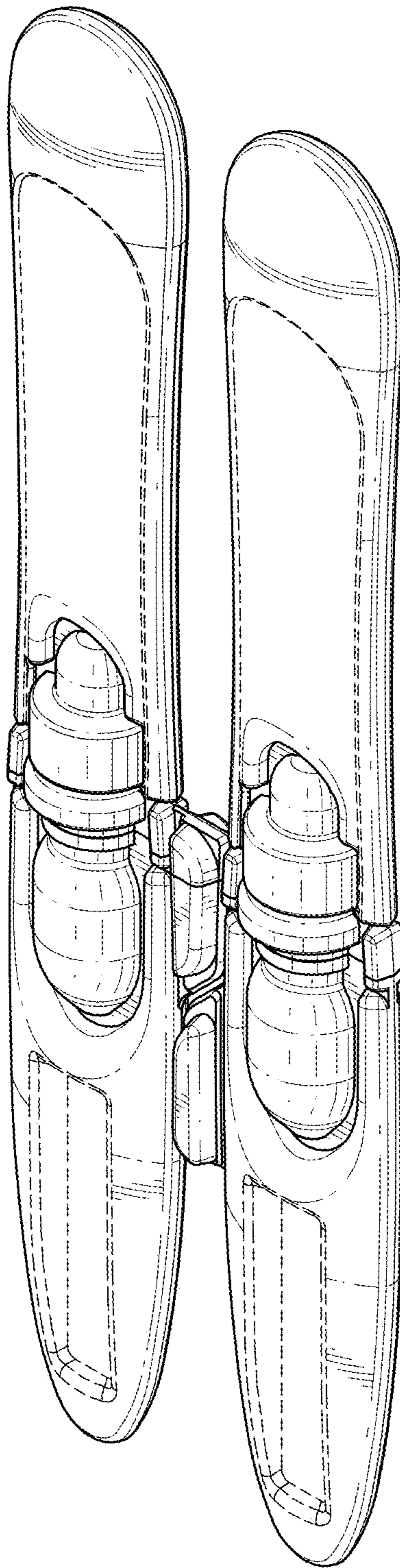


FIG. 2

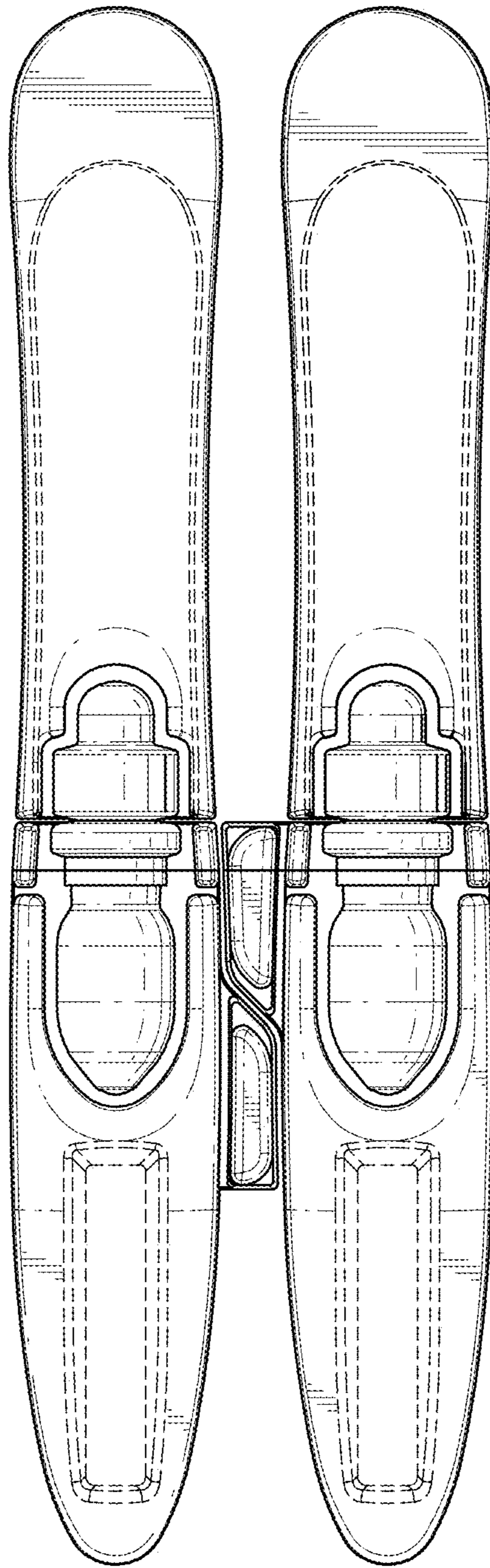


FIG. 3

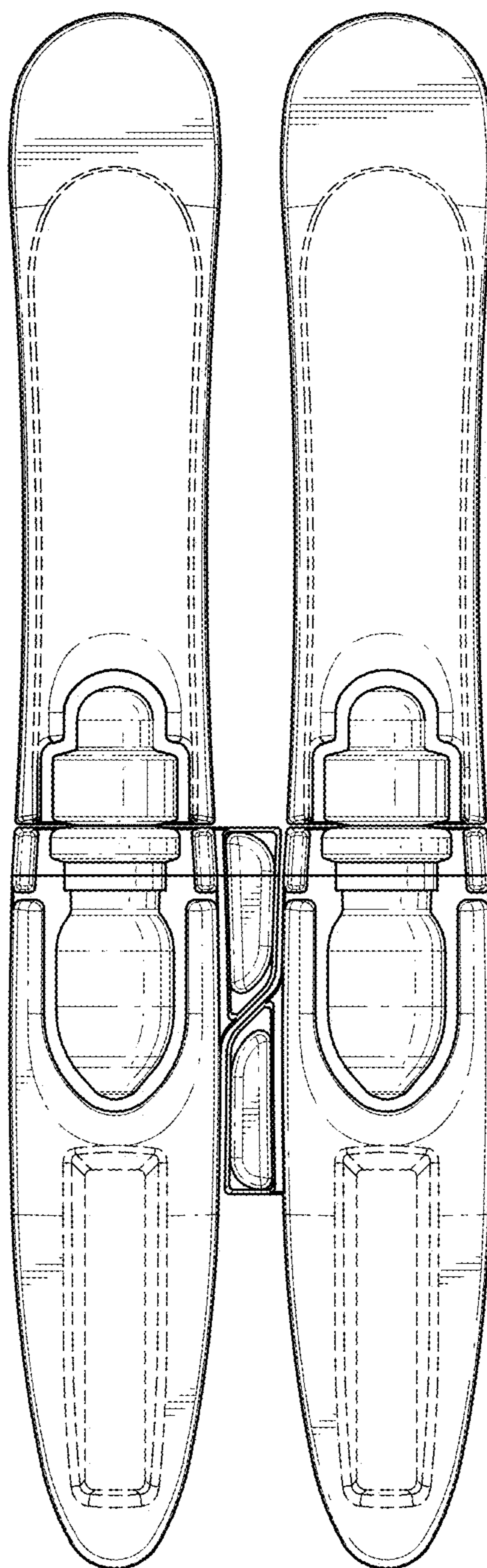


FIG. 4

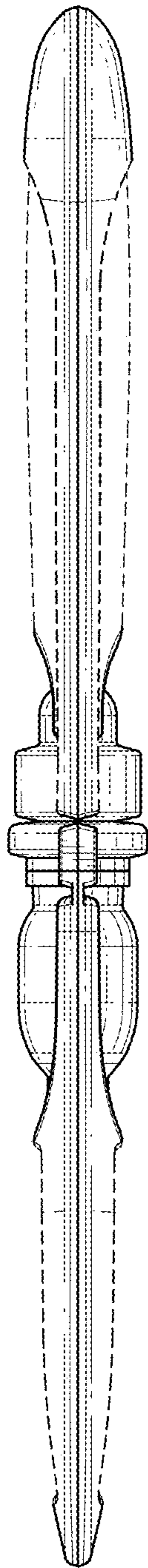


FIG. 5

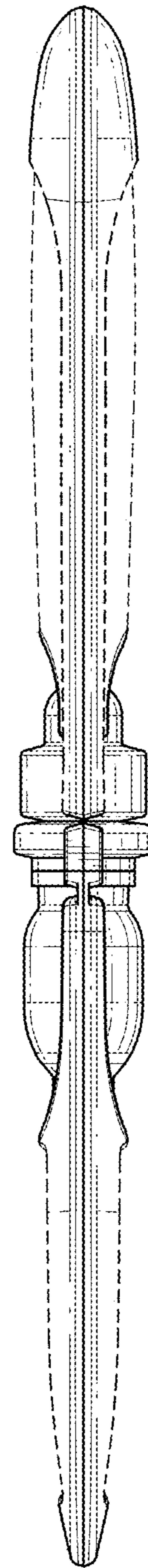


FIG. 6

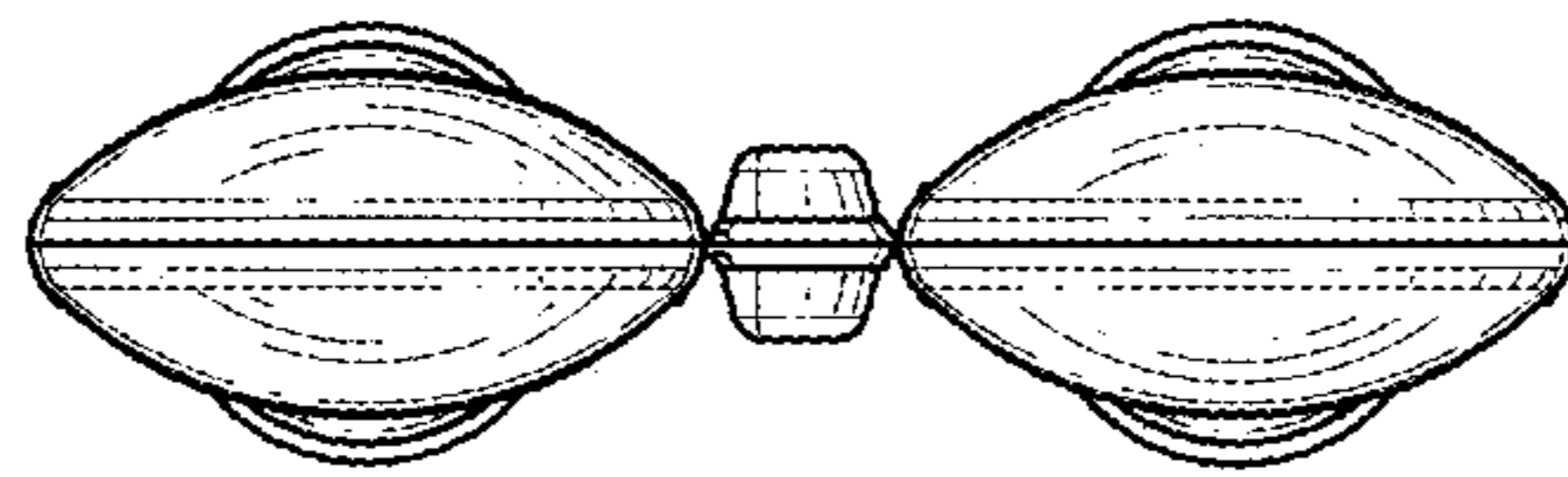


FIG. 7

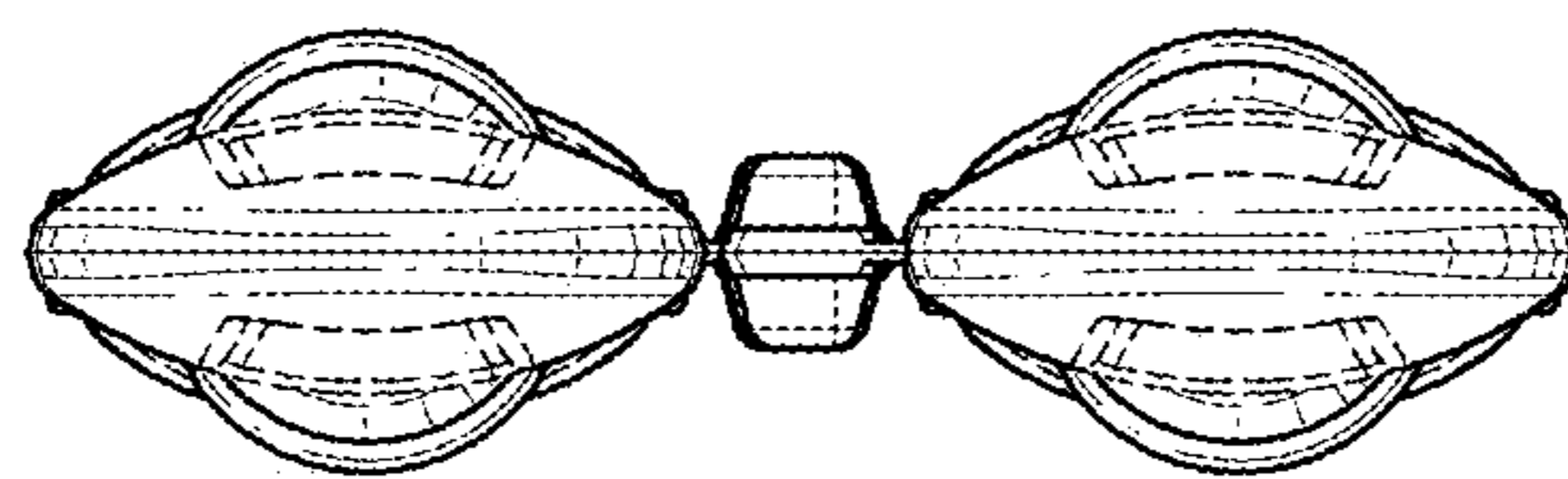


FIG. 8