



US00D721401S

(12) **United States Design Patent**  
**Packard et al.**

(10) **Patent No.:** **US D721,401 S**  
(45) **Date of Patent:** **\*\* Jan. 20, 2015**

(54) **TAPE DISPENSER**

(75) Inventors: **Joy A. Packard**, Hudson, WI (US);  
**Shaelyn D. Crutchley**, St. Paul, MN  
(US); **Martin E. Broen**, Milan (IT);  
**Johannes Bayer**, Balgach (CH)

(73) Assignee: **3M Innovative Properties Company**,  
St. Paul, MN (US)

(\*\*) Term: **14 Years**

(21) Appl. No.: **29/408,069**

(22) Filed: **Dec. 6, 2011**

(51) **LOC (10) Cl.** ..... **19-02**

(52) **U.S. Cl.**  
USPC ..... **D19/69**

(58) **Field of Classification Search**  
USPC ..... D19/36, 70, 69, 68; D13/133, 146;  
242/588.6, 588.3, 588.2; 225/77, 6, 56,  
225/69, 26, 25, 19, 11; 206/411; 156/577,  
156/527, 523

See application file for complete search history.

(56) **References Cited**

**U.S. PATENT DOCUMENTS**

D396,074 S \* 7/1998 Mogi ..... D21/617  
D468,374 S \* 1/2003 So ..... D21/611  
D532,059 S \* 11/2006 Boutin ..... D21/617

D599,927 S \* 9/2009 van der Lande ..... D26/47  
D622,331 S \* 8/2010 Rappaport-Rowan ..... D21/617  
D639,299 S \* 6/2011 Schwartz ..... D14/403  
D682,942 S \* 5/2013 Packard et al. .... D19/69  
D689,547 S \* 9/2013 Bayer et al. .... D19/86  
D693,879 S \* 11/2013 Packard et al. .... D19/69  
D700,241 S \* 2/2014 Turner et al. .... D19/69

\* cited by examiner

*Primary Examiner* — Austin Murphy

(74) *Attorney, Agent, or Firm* — Kevin W. Weber; Irina Hass

(57) **CLAIM**

The ornamental design for a tape dispenser, as shown and described.

**DESCRIPTION**

FIG. 1 is a perspective view of a tape dispenser showing the new design;

FIG. 2 is a side view, the opposite side being a mirror image thereof;

FIG. 3 is a front view thereof;

FIG. 4 is a rear view thereof;

FIG. 5 is a top view thereof; and,

FIG. 6 is a bottom view thereof.

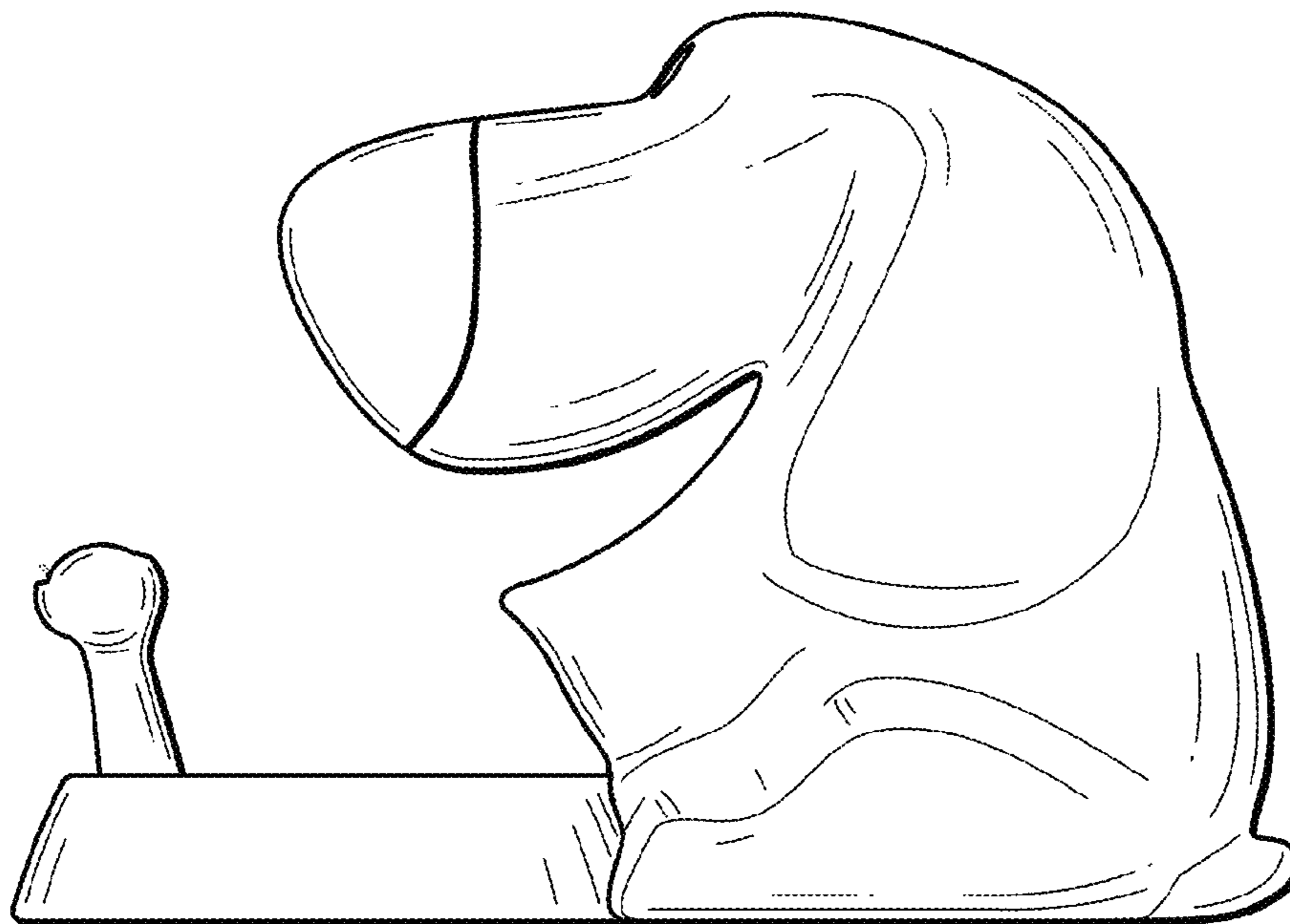
The broken lines showing a cutting blade and certain features on the top and sides of the tape dispenser form no part of the claimed design.

**1 Claim, 2 Drawing Sheets**





*FIG. 1*



*FIG. 2*

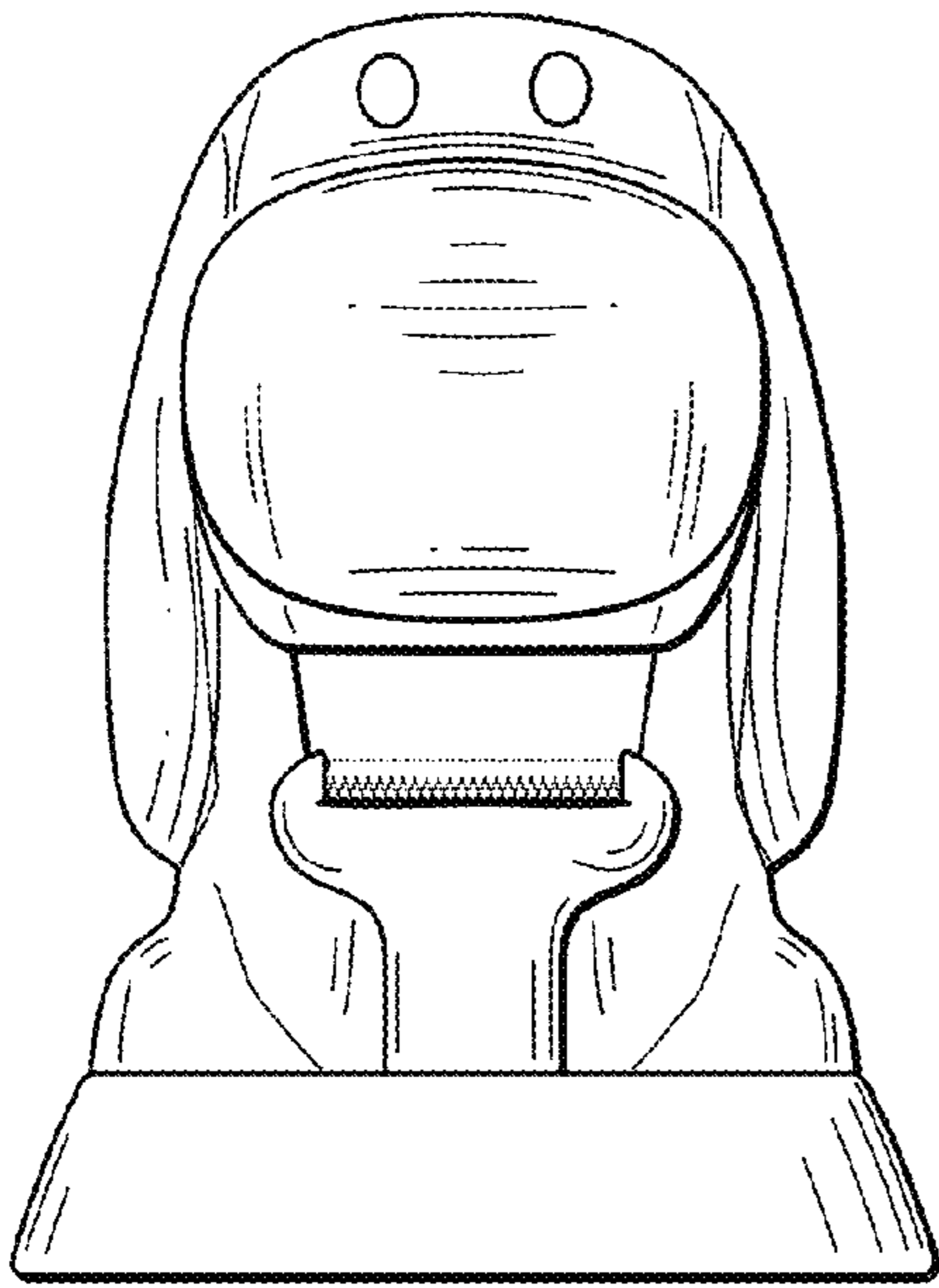


FIG. 3

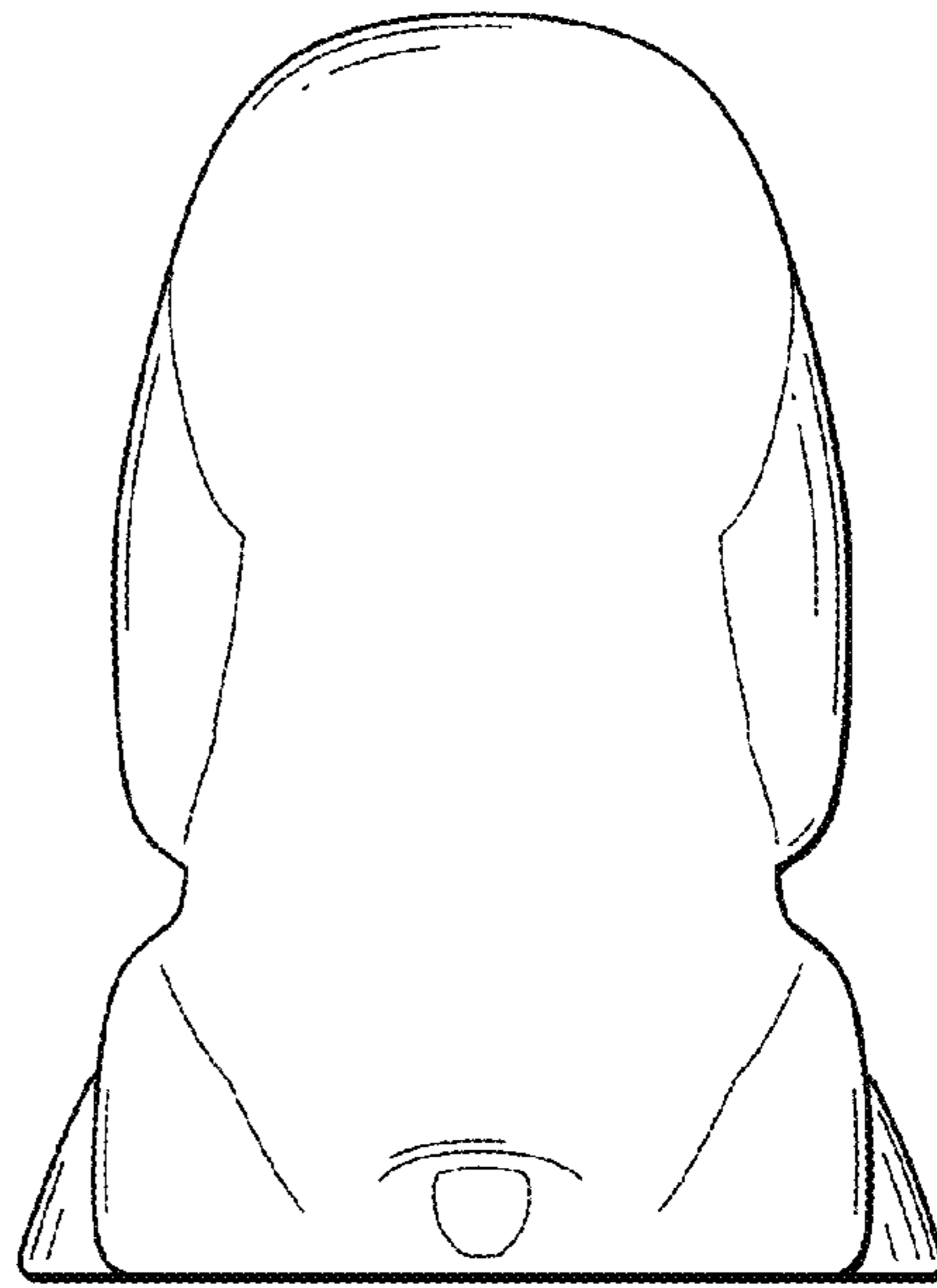


FIG. 4

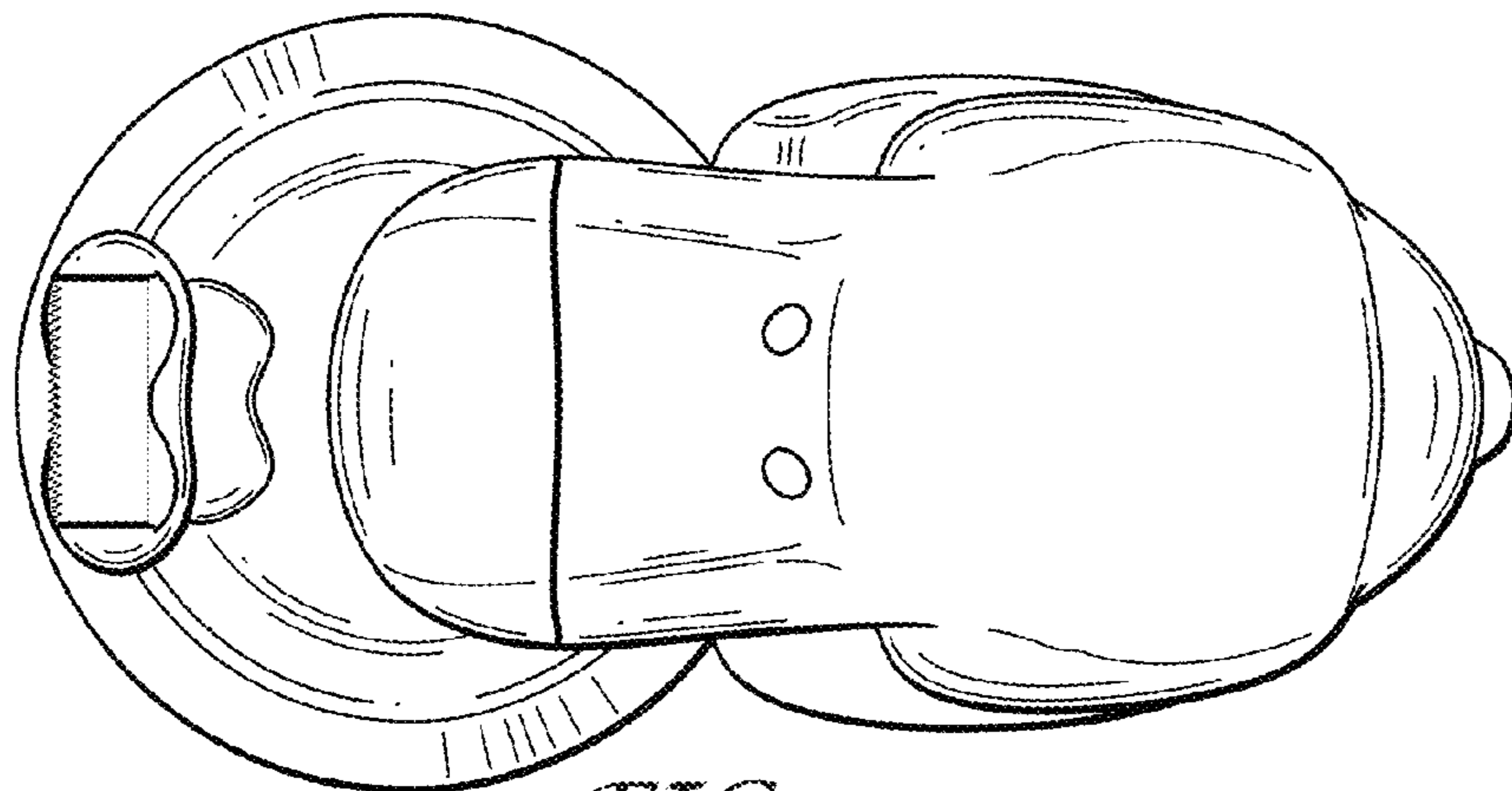


FIG. 5

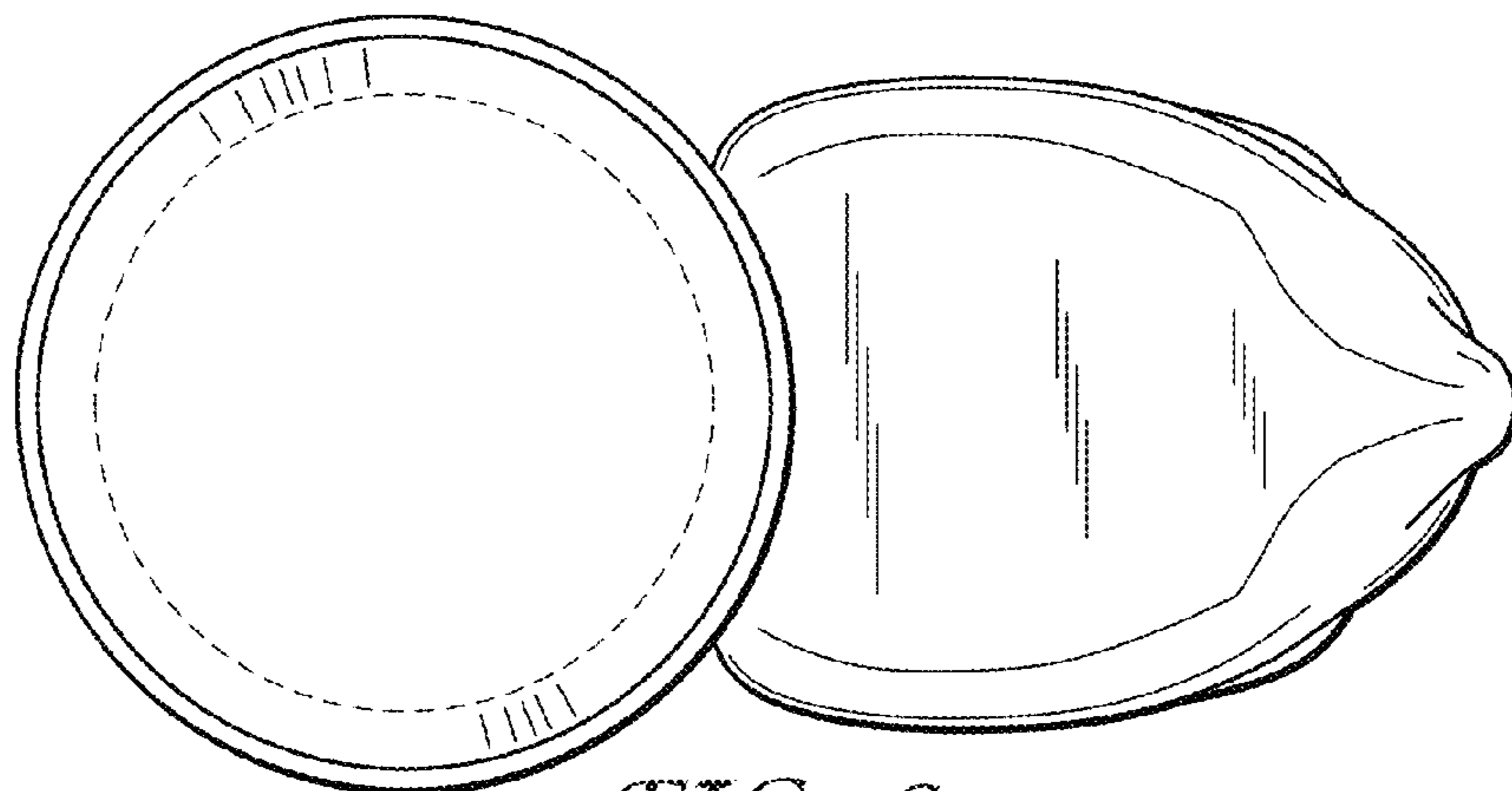


FIG. 6