



US00D721398S

(12) **United States Design Patent**
Dunn et al.

(10) **Patent No.:** **US D721,398 S**
(45) **Date of Patent:** **** Jan. 20, 2015**

(54) **COMBINED GIFT AND GREETING CARD**

(75) Inventors: **Dustin E. Dunn**, Escondido, CA (US);
Brian Homan Tsang, San Diego, CA
(US); **James L. McCullough**, San
Diego, CA (US); **David Parry**, Dallas,
OR (US)

(73) Assignee: **Hewlett-Packard Development
Company, L.P.**, Houston, TX (US)

(**) Term: **14 Years**

(21) Appl. No.: **29/431,461**

(22) Filed: **Sep. 7, 2012**

(51) **LOC (10) Cl.** **19-01**

(52) **U.S. Cl.**
USPC **D19/1**

(58) **Field of Classification Search**
USPC D19/1-12; 40/124.01-124.15, 661,
40/726, 776, 1.5, 672, 617, 360, 625;
283/70, 72, 105, 56, 80-82, 61, 79,
283/97-98, 62, 117; D20/22, 27, 40; 281/2,
281/10, 12; 428/42.1; 235/380, 435, 382,
235/436, 449, 454, 462.1, 468-469;
229/92.8

See application file for complete search history.

(56) **References Cited**

U.S. PATENT DOCUMENTS

D259,572	S	*	6/1981	Renaud	D19/1
D278,833	S	*	5/1985	Harley	D19/1
D304,459	S	*	11/1989	Lambert	D19/2
5,143,279	A		9/1992	Gaines		
5,226,532	A		7/1993	Davidson et al.		
5,275,285	A		1/1994	Clegg		
D368,487	S	*	4/1996	Lindberg	D19/1
D400,919	S		11/1998	Pickel		
D445,127	S	*	7/2001	Haas et al.	D19/1
6,732,459	B1		5/2004	Clark		
6,877,263	B2		4/2005	Clark		
D512,456	S		12/2005	Diaz et al.		
7,024,807	B2		4/2006	Street		

D521,066	S	*	5/2006	Kajgana	D19/3
7,204,048	B2		4/2007	Kershner et al.		
7,222,446	B2		5/2007	Foster		
D545,359	S		6/2007	Bramhall		
7,490,720	B2		2/2009	Cole et al.		

(Continued)

Primary Examiner — Caron D Veynar
Assistant Examiner — Abraham Bahta

(57) **CLAIM**

The ornamental design for a combined gift and greeting card, as shown and described.

DESCRIPTION

FIG. 1 is a top view of a first embodiment of a combined gift and greeting card, where the combined gift and greeting card includes an approximately square shaped greeting portion and a rectangular shaped gifting portion;

FIG. 2 is a bottom view of the combined gift and greeting card of FIG. 1;

FIG. 3 is a front view of the combined gift and greeting card of FIG. 1, which is a mirror image of the back view (not shown);

FIG. 4 is a right side view of the combined gift and greeting card of FIG. 1, which is a mirror image of the left side view (not shown);

FIG. 5 is a top view of a second embodiment of a combined gift and greeting card, where the combined gift and greeting card includes an approximately square shaped greeting portion and a rectangular shaped gifting portion;

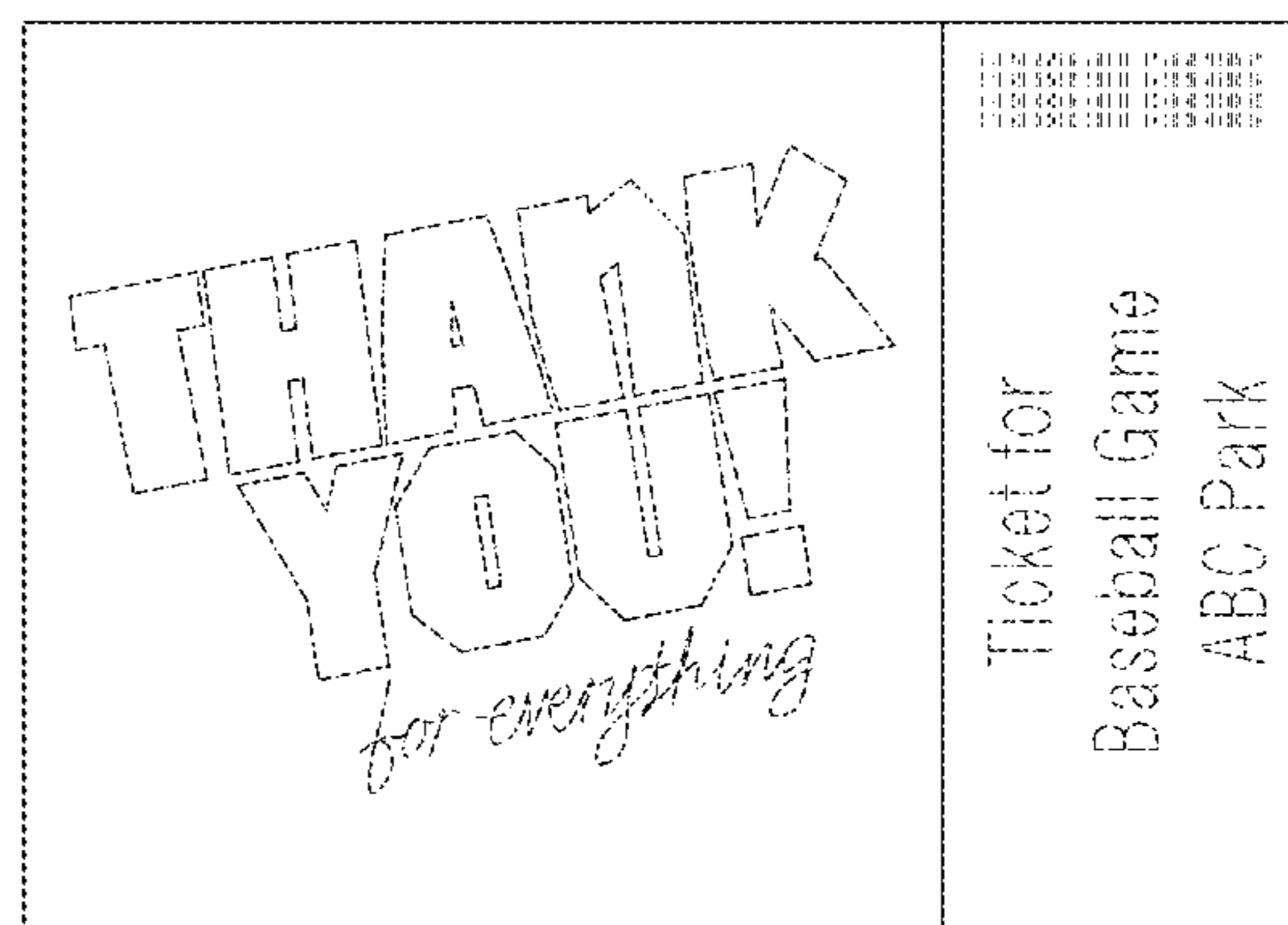
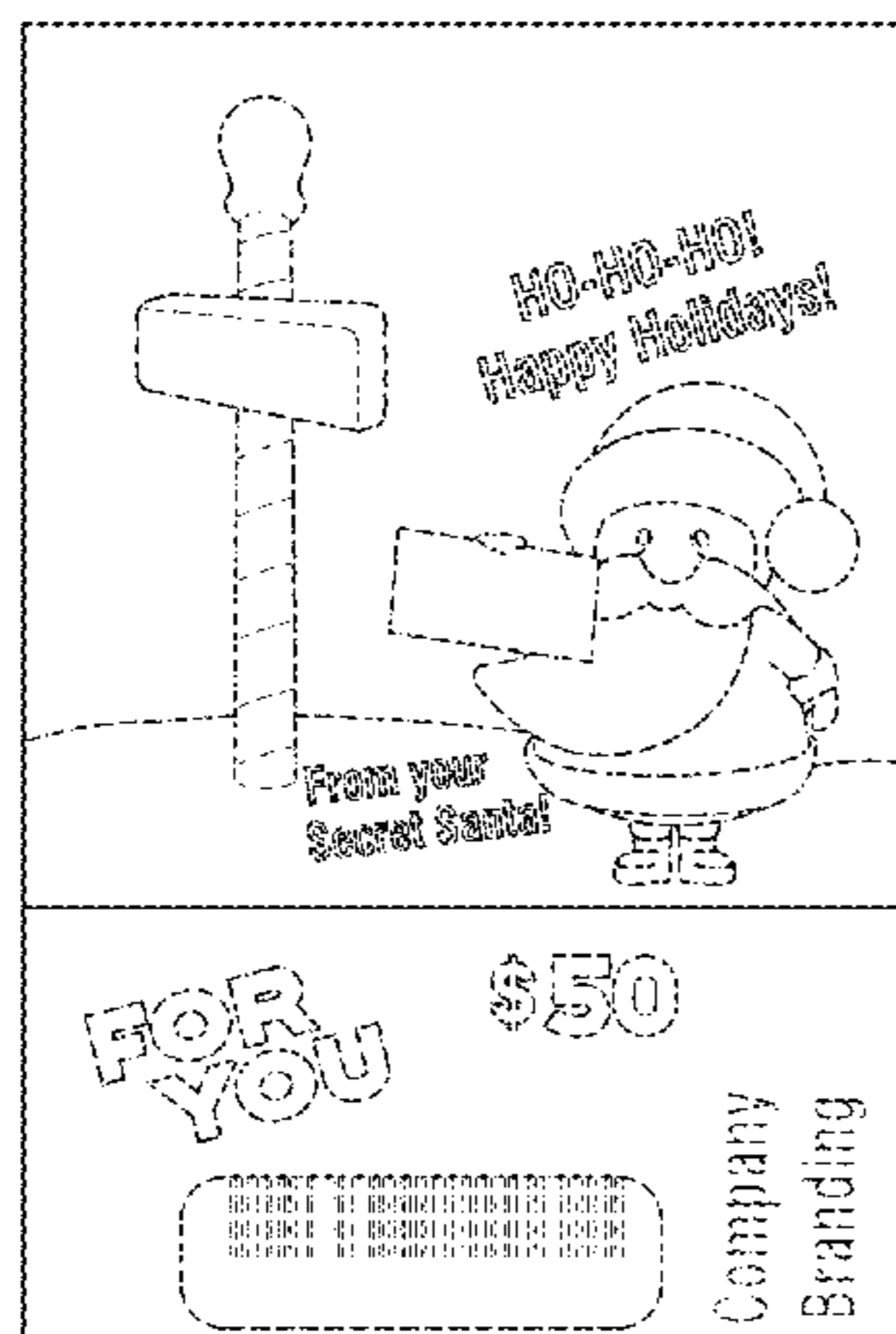
FIG. 6 is a bottom view of the combined gift and greeting card of FIG. 5;

FIG. 7 is a right side view of the combined gift and greeting card of FIG. 5, which is a mirror image of the left side view (not shown); and,

FIG. 8 is a front view of the combined gift and greeting card of FIG. 1, which is a mirror image of the back view (not shown).

The broken lines in FIGS. 1 and 5 do not form part of the claimed design.

1 Claim, 4 Drawing Sheets



(56)

References Cited

U.S. PATENT DOCUMENTS

D610,193 S 2/2010 Herrenbruck
7,664,681 B1 2/2010 Oliveau
7,668,619 B2 2/2010 Torian
7,827,710 B2 11/2010 Kershner et al.
D649,587 S * 11/2011 Nemeth et al. D19/1
D652,866 S 1/2012 Sawadogo

D658,230 S 4/2012 Segal et al.
D687,486 S * 8/2013 Worthington et al. D19/1
D700,235 S * 2/2014 Montiel Cuamatzi D19/1
D702,288 S * 4/2014 Weidauer et al. D19/1
2006/0000127 A1 1/2006 Schindele
2007/0094901 A1 5/2007 Kibbe et al.
2007/0182155 A1 8/2007 Duffy
2008/0116088 A1 5/2008 Roberts

* cited by examiner




FIG. 1




FIG. 2



FIG. 3




FIG. 4

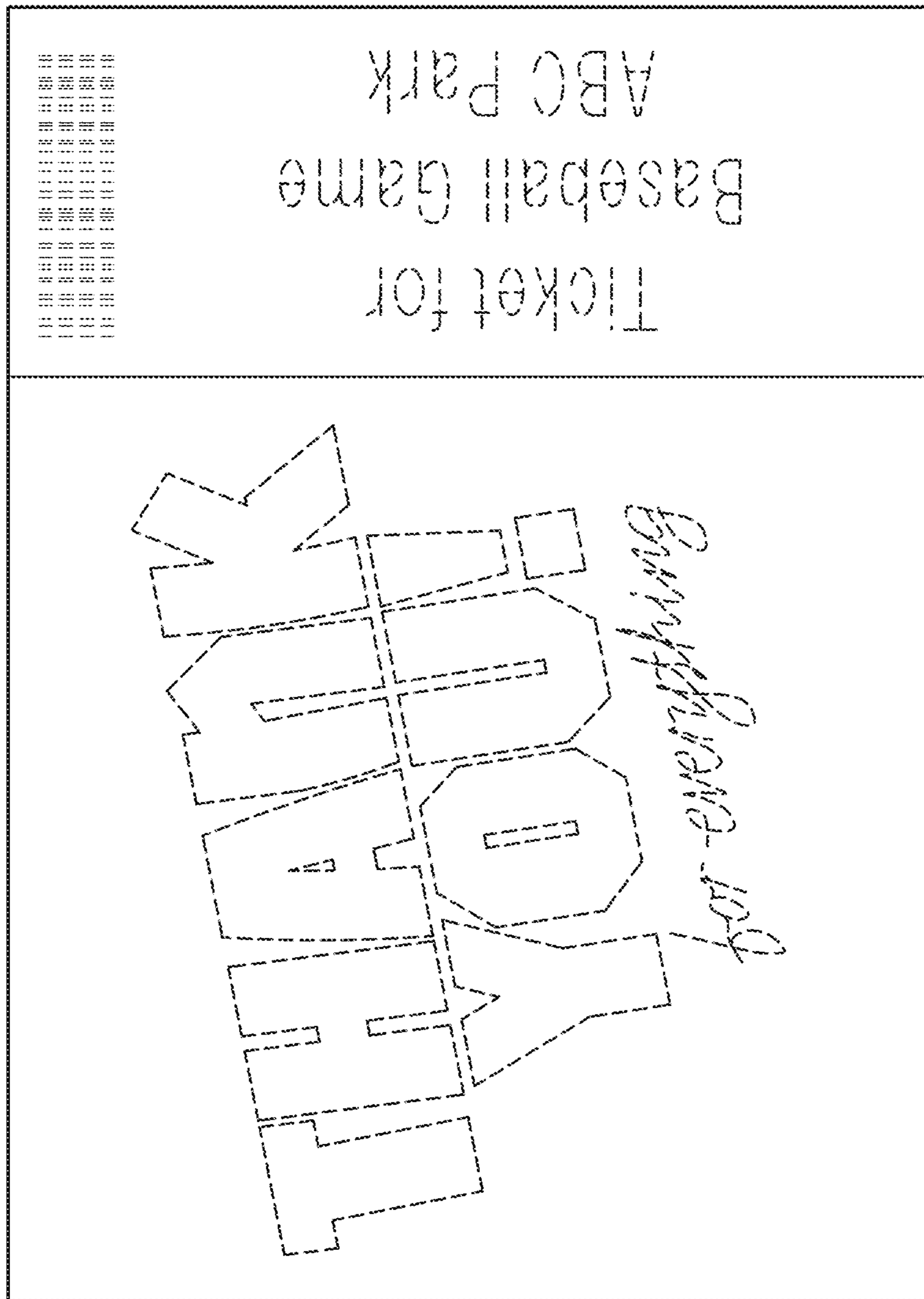


FIG. 5



FIG. 7




FIG. 6



FIG. 8