



US00D721360S

(12) **United States Design Patent**
Laffon de Mazieres et al.

(10) **Patent No.:** **US D721,360 S**
(45) **Date of Patent:** **** Jan. 20, 2015**

- (54) **ELECTRONIC DEVICE CASE**
- (71) Applicant: **Amazon Technologies, Inc.**, Reno, NV (US)
- (72) Inventors: **Emmanuel J M Laffon de Mazieres**, Burlingame, CA (US); **Marc Rene Walliser**, San Francisco, CA (US); **Christopher Green**, San Francisco, CA (US)
- (73) Assignee: **Amazon Technologies, Inc.**, Reno, NV (US)
- (**) Term: **14 Years**
- (21) Appl. No.: **29/491,253**
- (22) Filed: **May 19, 2014**
- (51) **LOC (10) Cl.** **14-03**
- (52) **U.S. Cl.**
USPC **D14/250**
- (58) **Field of Classification Search**
USPC D14/250, 238.1, 440, 203.3–203.7, 217, D14/240, 248, 251–253, 341–347, 444, 447, D14/496; D13/103, 107–108, 119; 248/176.3, 188.8, 309.1, 371, 668; 361/220, 379.01, 679.01, 679.02, 361/679.09, 679.21, 679.25, 679.3, 679.4, 361/679.56, 679.57, 759, 807, 816; 379/433.11, 451, 455; 455/556.1, 557, 455/566, 575.1, 575.2, 575.8; 206/37, 45.2, 206/305, 320, 216; 320/108, 115; 429/96; 220/4.02; 150/165; 174/50; 235/41, 235/375, 462; 312/223.1; 396/535; D3/201, D3/218, 247, 269, 272, 301, 303
See application file for complete search history.

- (56) **References Cited**
U.S. PATENT DOCUMENTS
D574,819 S * 8/2008 Andre et al. D3/269

- D575,056 S * 8/2008 Tan D3/218
- 7,612,997 B1 * 11/2009 Diebel et al. 361/679.56
- D609,463 S * 2/2010 Bullen D3/218
- D618,230 S * 6/2010 Brown et al. D14/250
- D619,361 S * 7/2010 Andre et al. D3/269
- D622,716 S * 8/2010 Andre et al. D14/250
- D623,180 S * 9/2010 Diebel D14/250
- D626,746 S * 11/2010 Roman D3/269
- D669,458 S * 10/2012 Wilson et al. D14/250
- 8,286,789 B2 * 10/2012 Wilson et al. 206/320
- D675,198 S * 1/2013 Andre et al. D14/250
- D675,605 S * 2/2013 Adelman et al. D14/250
- D684,356 S * 6/2013 Pegg D3/218
- D684,357 S * 6/2013 Pegg D3/218
- D684,358 S * 6/2013 Pegg D3/218
- D690,928 S * 10/2013 Zhang D3/218
- D691,992 S * 10/2013 Murchison et al. D14/250

(Continued)

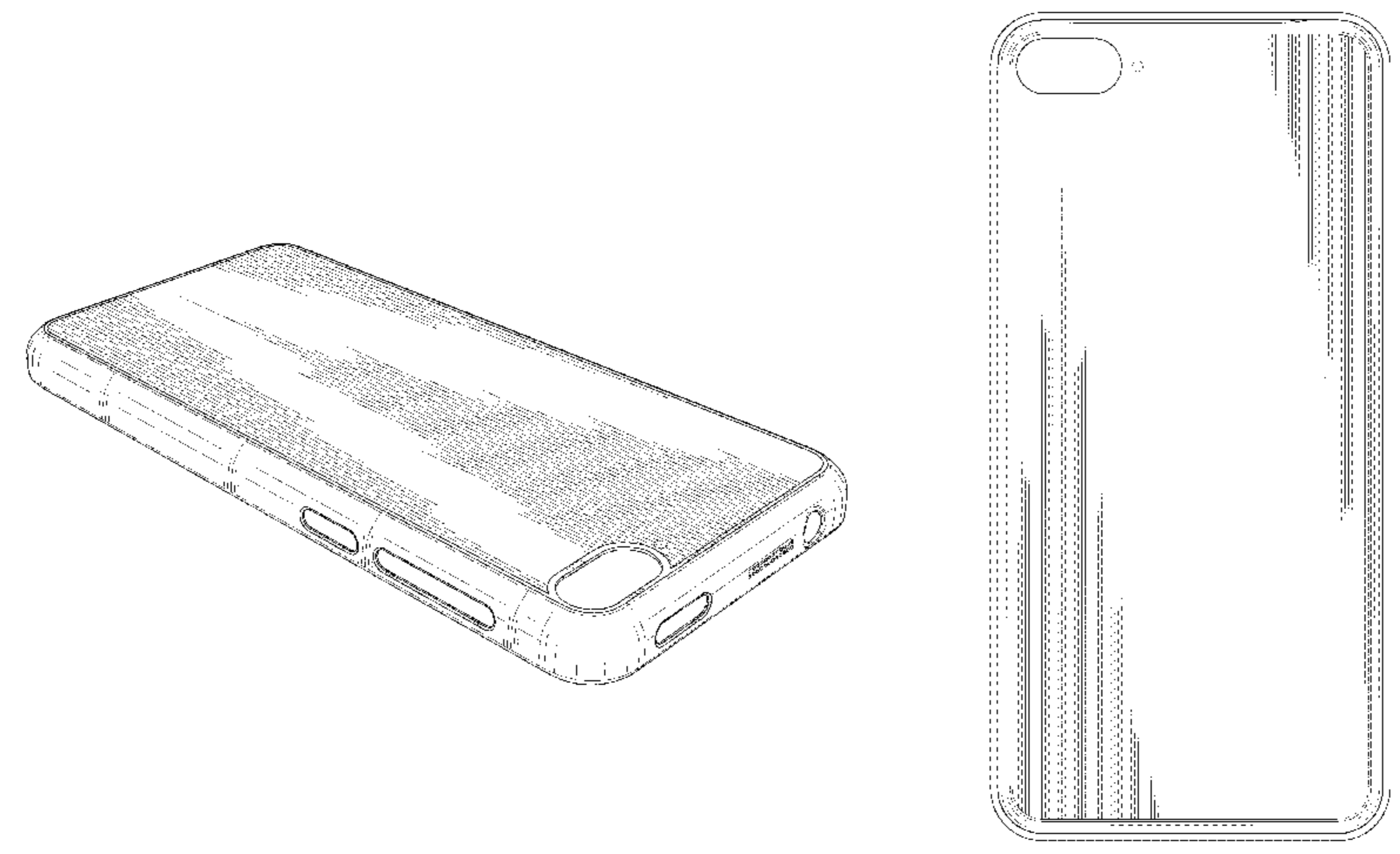
Primary Examiner — Carla Jobe Wright
(74) *Attorney, Agent, or Firm* — Lee & Hayes, PLLC

(57) **CLAIM**
The ornamental design for an electronic device case, as shown and described.

DESCRIPTION

FIG. 1 is a perspective view of an electronic device case; FIG. 2 is another perspective view of the electronic device case of FIG. 1; FIG. 3 is a bottom view of the electronic device case of FIG. 1; FIG. 4 is a top view of the electronic device case of FIG. 1; FIG. 5 is a left-side view of the electronic device case of FIG. 1; FIG. 6 is a right-side view of the electronic device case of FIG. 1; FIG. 7 is a back view of the electronic device case of FIG. 1; and, FIG. 8 is a front view of the electronic device case of FIG. 1. The broken lines are directed to unclaimed portions and form no part of the claimed design.

1 Claim, 6 Drawing Sheets



US D721,360 S

Page 2

(56)

References Cited

2009/0186264 A1* 7/2009 Huang 429/96
2013/0257240 A1* 10/2013 Hong 312/223.1

U.S. PATENT DOCUMENTS

D696,239 S * 12/2013 Murchison et al. D14/250 * cited by examiner




FIG. 1

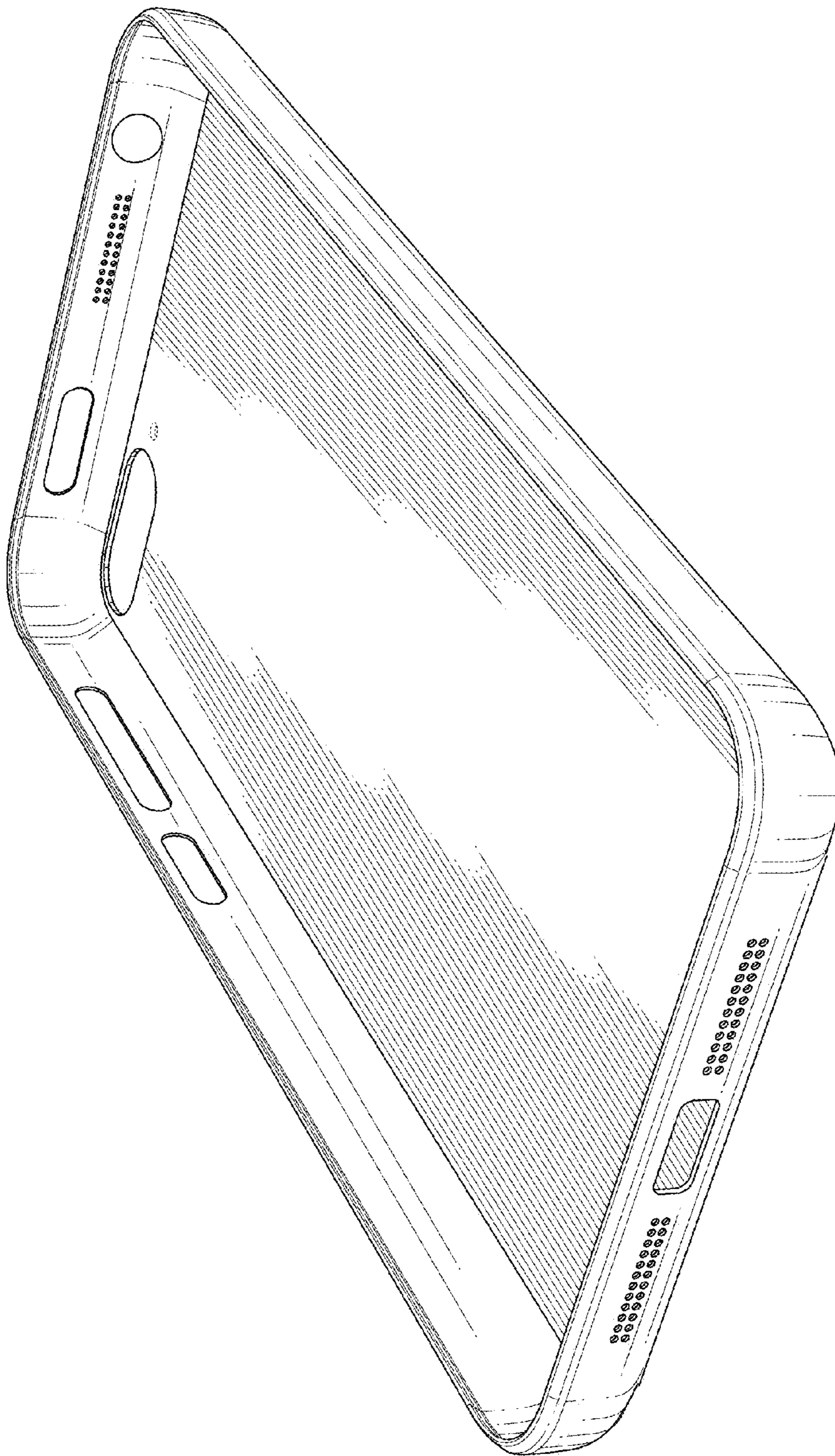


FIG. 2




FIG. 3



FIG. 4




FIG. 5




FIG. 6

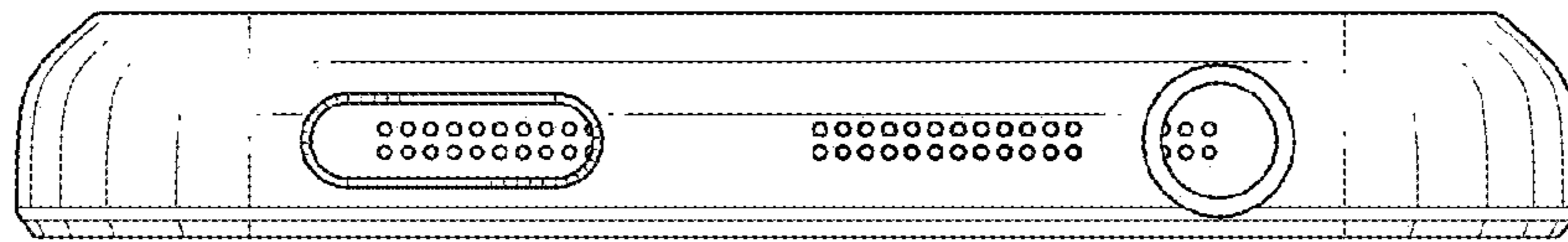


FIG. 7

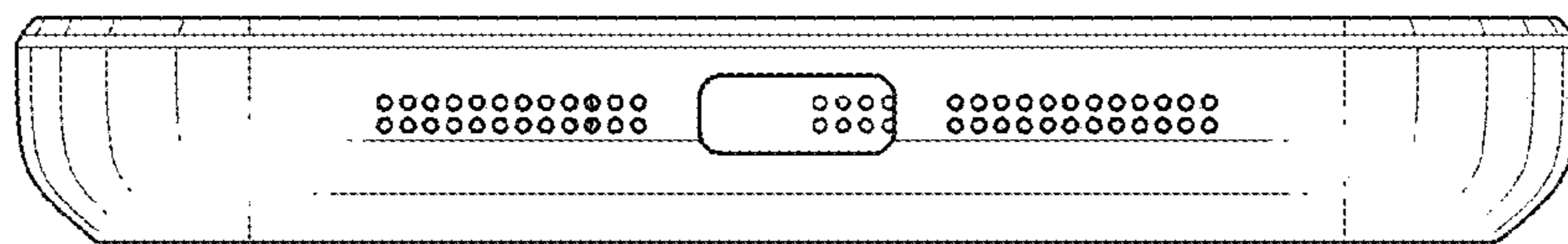


FIG. 8