



US00D721358S

(12) **United States Design Patent**
Pickett et al.

(10) **Patent No.:** **US D721,358 S**
(45) **Date of Patent:** **** Jan. 20, 2015**

(54) **CASE FOR ELECTRONIC DEVICE**

(56) **References Cited**

(71) Applicant: **Otter Products, LLC**, Fort Collins, CO
(US)

U.S. PATENT DOCUMENTS

(72) Inventors: **Zachariah J. Pickett**, Fort Collins, CO
(US); **Mark A. Giannasi**, Fort Collins,
CO (US); **Kevin W. Witter**, Fort Collins,
CO (US); **Shanshan Li**, Fort Collins, CO
(US); **Kevin W. Meyer**, Fort Collins, CO
(US)

D615,536	S	*	5/2010	Richardson et al.	D14/250
D617,785	S	*	6/2010	Richardson et al.	D14/250
D621,822	S	*	8/2010	Richardson et al.	D14/250
D638,828	S	*	5/2011	Melanson et al.	D14/250
D638,829	S	*	5/2011	Melanson et al.	D14/250
D642,171	S	*	7/2011	Melanson et al.	D14/250
D673,543	S	*	1/2013	Melanson et al.	D14/250
D673,545	S	*	1/2013	Magness et al.	D14/250
D673,553	S	*	1/2013	Weller et al.	D14/250
D673,569	S	*	1/2013	Smith et al.	D14/440
D674,790	S	*	1/2013	Melanson et al.	D14/250
D674,791	S	*	1/2013	Melanson et al.	D14/250
D681,613	S	*	5/2013	Magness et al.	D14/238.1
D681,623	S	*	5/2013	Chang et al.	D14/250
D695,744	S	*	12/2013	Weller et al.	D14/440
D697,905	S	*	1/2014	Chang et al.	D14/250
D698,343	S	*	1/2014	Chang et al.	D14/250
D709,488	S	*	7/2014	Bulkley et al.	D14/250
D709,868	S	*	7/2014	Witter et al.	D14/250
D710,346	S	*	8/2014	Smith et al.	D14/250
2010/0147737	A1	*	6/2010	Richardson et al.	206/701
2010/0224519	A1	*	9/2010	Kao	206/320

(73) Assignee: **Otter Products, LLC**, Fort Collins, CO
(US)

(**) Term: **14 Years**

(21) Appl. No.: **29/482,938**

(22) Filed: **Feb. 24, 2014**

(51) **LOC (10) Cl.** **14-03**

(52) **U.S. Cl.**
USPC **D14/250**

(58) **Field of Classification Search**
USPC D14/250–253, 440, 203.3–203.7, 217,
D14/496, 248, 238.1, 240, 447, 341–347,
D14/444; D13/103, 107–108, 119; D3/201,
D3/218, 247, 269, 273, 301, 303;
248/176.3, 188.8, 309.1, 371, 668;
361/220, 379.01, 679.01, 679.02,
361/679.09, 679.21, 679.25, 679.3, 679.4,
361/679.56, 679.57, 759, 807, 816;
379/433.11, 451, 455; 455/556.1, 557,
455/566, 575.1, 575.2, 575.8; 206/37, 45.2,
206/305, 320, 216; 320/108, 115; 429/96;
220/4.02; 150/165; 174/50; 235/41,
235/375, 462; 312/223.1; 396/535

See application file for complete search history.

* cited by examiner

Primary Examiner — Carla Jobe Wright

(57) **CLAIM**

The ornamental design for a case for electronic device, as shown and described.

DESCRIPTION

FIG. 1 is a front isometric view of a case for electronic device showing our new design;
FIG. 2 is a rear isometric view thereof;
FIG. 3 is a front view thereof;
FIG. 4 is a rear view thereof;
FIG. 5 is a left view thereof;
FIG. 6 is a right view thereof;
FIG. 7 is a top view thereof; and,
FIG. 8 is a bottom view thereof.
The dot-dash-dot broken lines represent a boundary of the claimed design. The dash-dash-dash broken lines depict unclaimed environment. The broken lines form no part of the claimed design.

1 Claim, 6 Drawing Sheets






FIG. 1

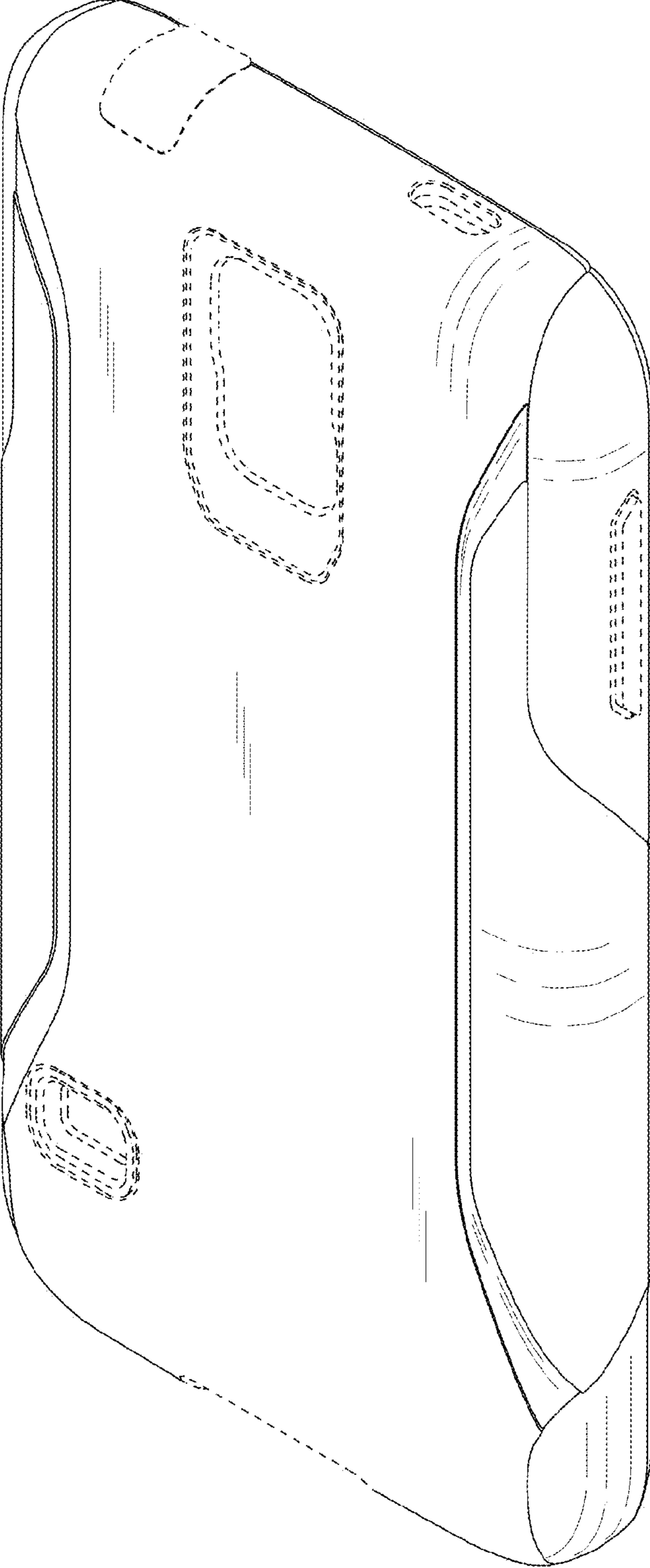


FIG. 2




FIG. 3

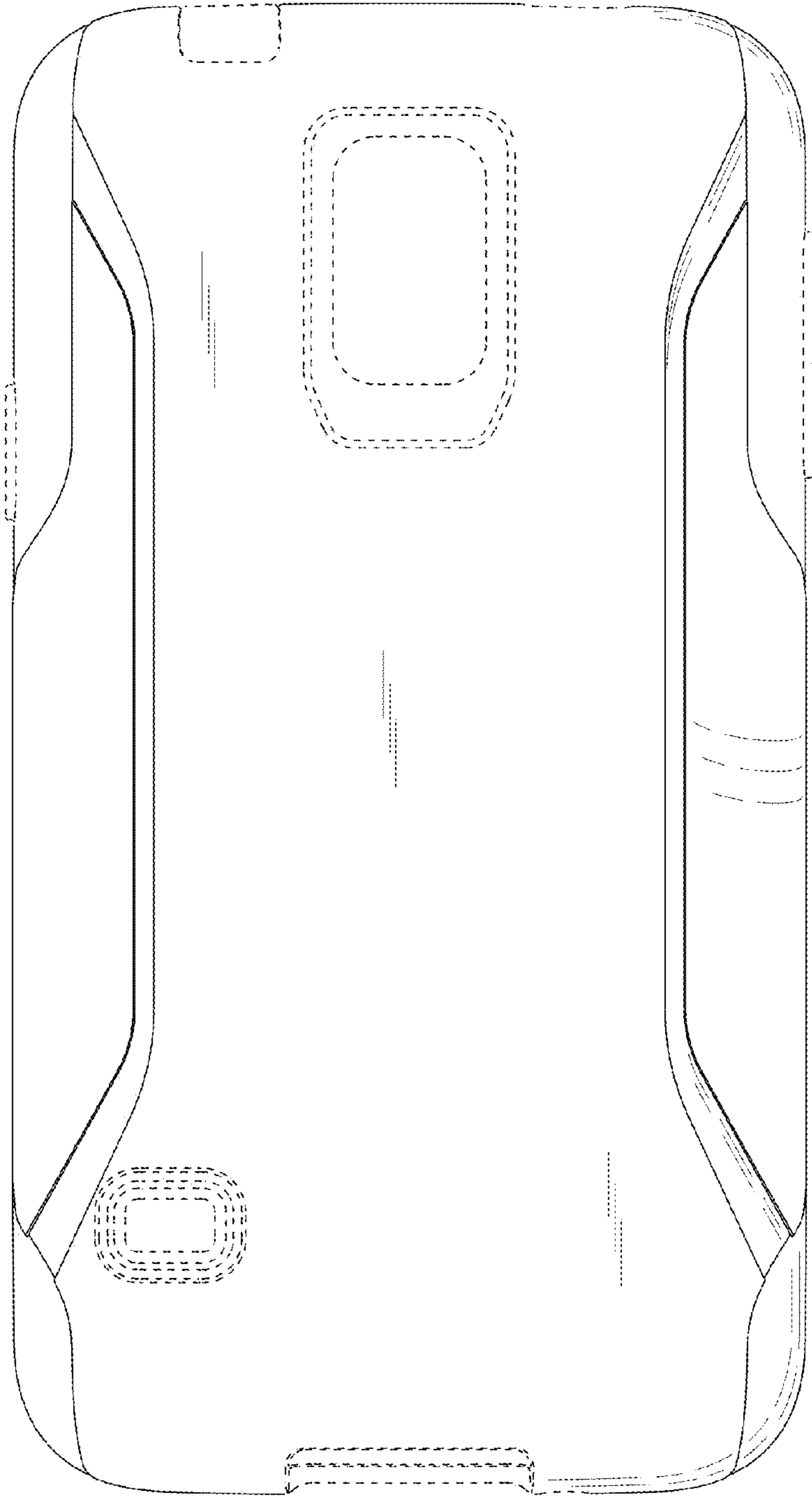


FIG. 4

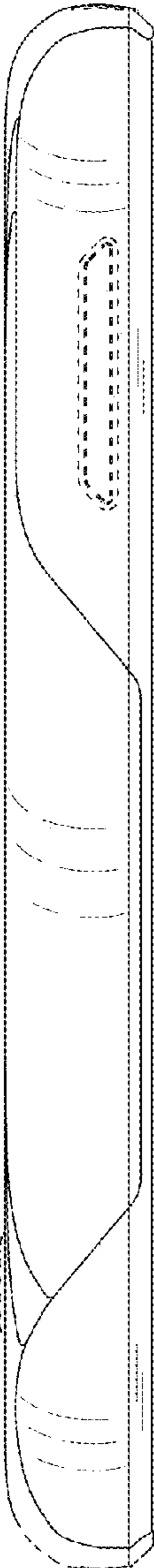


FIG. 5




FIG. 6

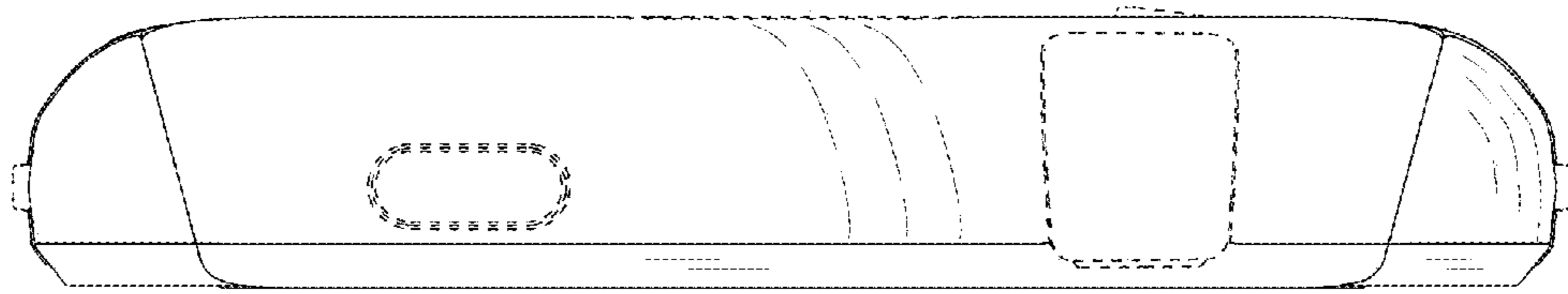


FIG. 7




FIG. 8