



US00D721357S

(12) **United States Design Patent**
Johnson

(10) **Patent No.:** **US D721,357 S**

(45) **Date of Patent:** **** Jan. 20, 2015**

(54) **PROTECTIVE CASE**

(71) Applicant: **Daniel A. Johnson**, South Jordan, UT
(US)

(72) Inventor: **Daniel A. Johnson**, South Jordan, UT
(US)

(**) Term: **14 Years**

(21) Appl. No.: **29/453,972**

(22) Filed: **May 3, 2013**

(51) **LOC (10) Cl.** **14-03**

(52) **U.S. Cl.**

USPC **D14/250**

(58) **Field of Classification Search**

USPC D14/250, 138 AA, 138 AB, 138 AD,
D14/138 G, 217, 238.1, 248, 251–253, 346,
D14/356, 440, 496, 203.5, 203.8; D13/103,
D13/107, 108; D3/201, 218, 247, 269, 273,
D3/301, 303; 455/575.1, 575.8; 206/305,
206/320, 251, 45.2

See application file for complete search history.

2012/0329535 A1* 12/2012 Kuo 455/575.8
2014/0024418 A1* 1/2014 Hu et al. 455/575.8
2014/0069824 A1* 3/2014 Kalashnikov 206/37

OTHER PUBLICATIONS

Fortress Aluminum Bumper Case for Apple iPhone 4/4S, www.xgearlive.com, accessed May 3, 2013, pp. 1-4.

Fortress 2 Aluminum Bumper Case for Apple iPhone 5, www.xgearlive.com, accessed May 3, 2013, 1 page.

Sector 5 Aluminum iPhone Case, www.elementcase.com, accessed May 3, 2013, pp. 1-3.

Vapor Pro iPhone 4/4S Case—Epiphany, www.elementcase.com, accessed May 3, 2013, pp. 1-6.

* cited by examiner

Primary Examiner — Deanna L Pratt

Assistant Examiner — Lilyana Bekic

(74) *Attorney, Agent, or Firm* — Pate Peterson, PLLC;
Warren M. Pate

(57) **CLAIM**

The ornamental design for a protective case, as shown and described.

(56) **References Cited**

U.S. PATENT DOCUMENTS

D671,930 S * 12/2012 Akana et al. D14/250
D673,937 S * 1/2013 Cheng et al. D14/250
D674,789 S * 1/2013 Wen D14/250
D676,032 S * 2/2013 Stump et al. D14/250
D679,695 S * 4/2013 Fahrendorff et al. D14/250
D696,238 S * 12/2013 Murchison et al. D14/250
8,655,422 B2 * 2/2014 Stiehl et al. 455/575.8
D706,255 S * 6/2014 Akana et al. D14/250
D709,485 S * 7/2014 Bishop D14/250
8,770,402 B2 * 7/2014 Bergreen et al. 206/320
2011/0297578 A1 * 12/2011 Stiehl et al. 206/701
2012/0031914 A1 * 2/2012 Liu 220/662
2012/0257340 A1 * 10/2012 Kim 361/679.01
2012/0305422 A1 * 12/2012 Vandiver 206/320

DESCRIPTION

FIG. 1 is a front perspective view of a protective case in accordance with my new design;

FIG. 2 is a front elevation view of the design of FIG. 1;

FIG. 3 is a back elevation view of the design of FIG. 1;

FIG. 4 is a first side elevation view of the design of FIG. 1;

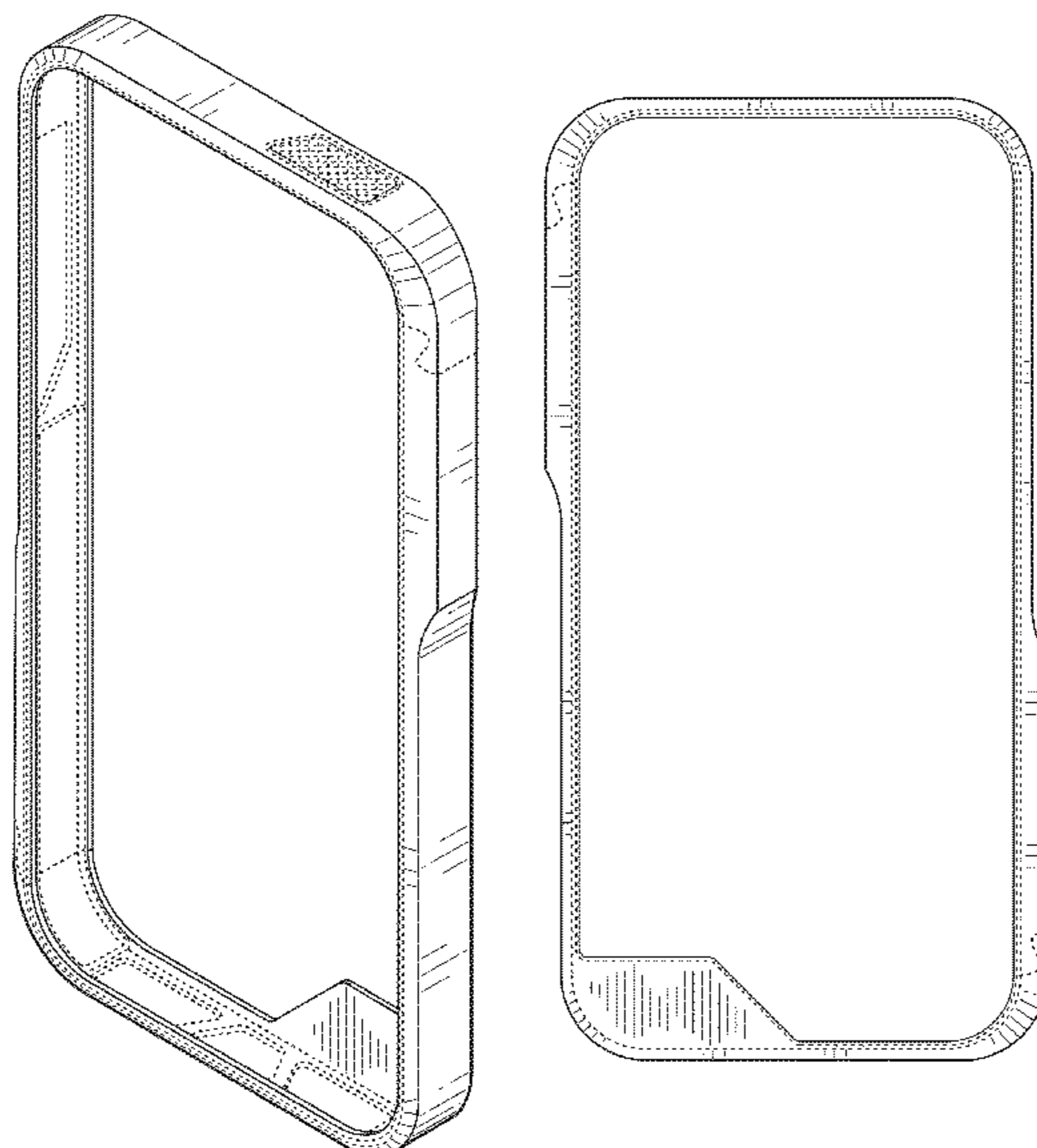
FIG. 5 is a second, opposite side elevation view of the design of FIG. 1;

FIG. 6 is a top plan view of the design of FIG. 1; and,

FIG. 7 is a bottom plan view of the design of FIG. 1.

The broken lines in the drawings illustrate portions of the protective case that form no part of the claimed design.

1 Claim, 4 Drawing Sheets



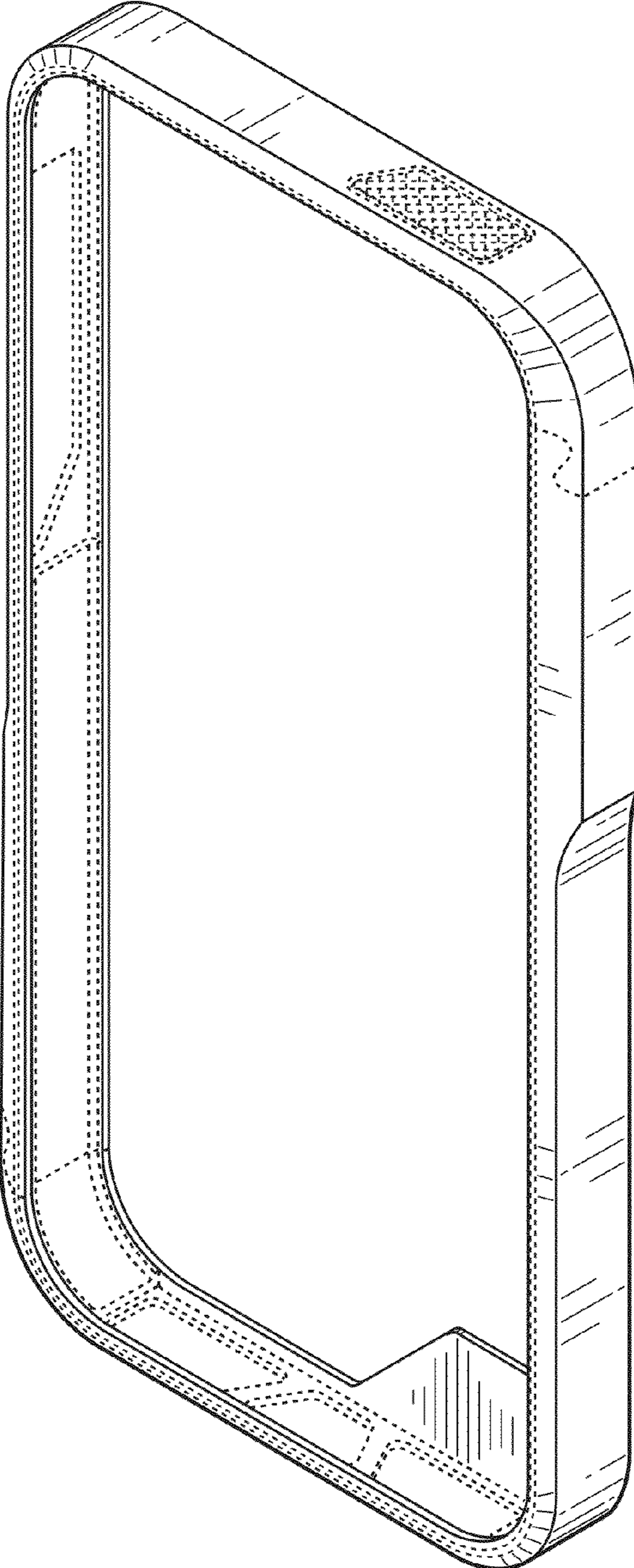


FIG. 1

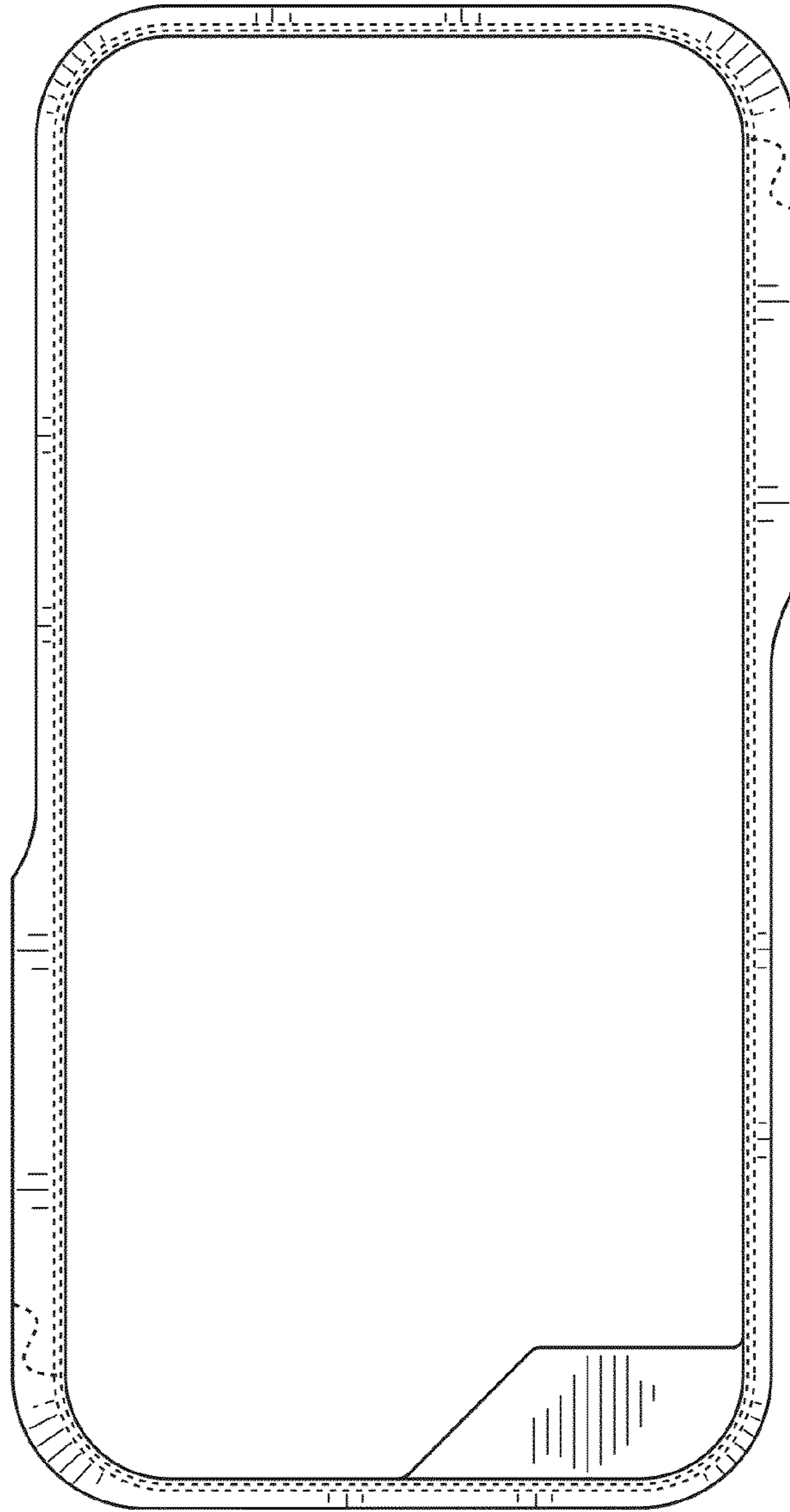


FIG. 2




FIG. 3




FIG. 4

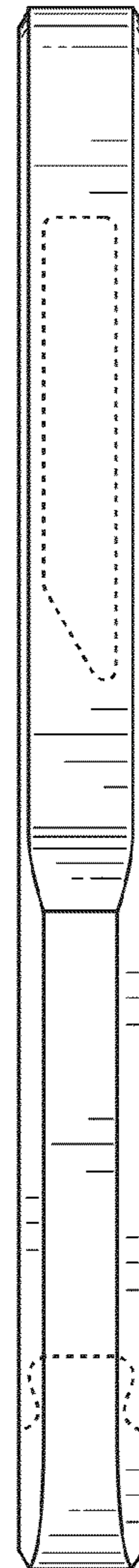


FIG. 5

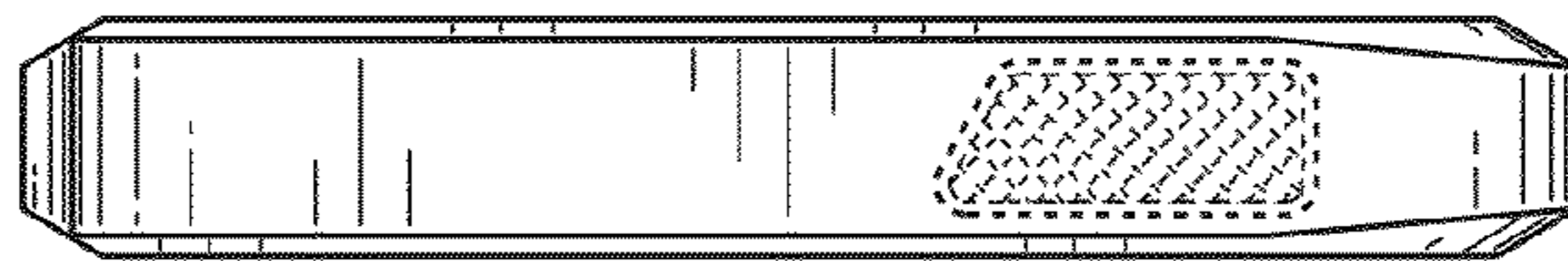


FIG. 6

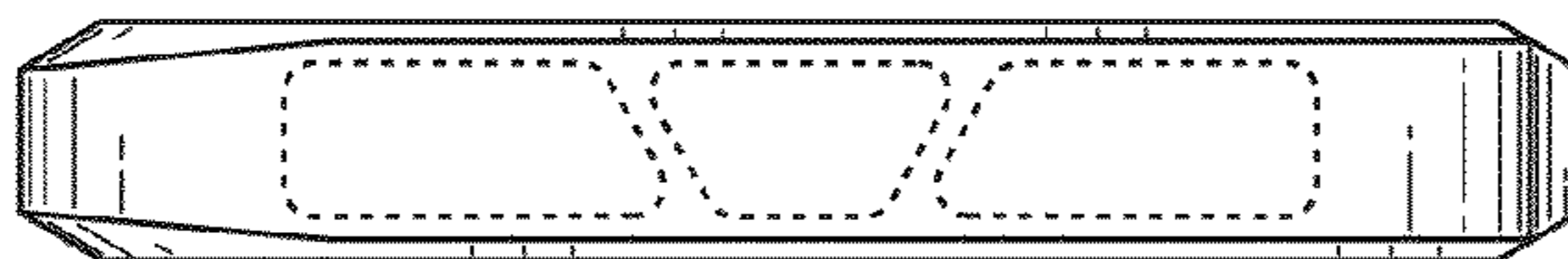


FIG. 7