



US00D721352S

(12) **United States Design Patent**
Kusano et al.

(10) **Patent No.:** **US D721,352 S**
(45) **Date of Patent:** **** Jan. 20, 2015**

(54) **PLAYBACK DEVICE**

381/306, 332, 333, 336, 345, 361–364,
381/386–388; 369/6–12

(75) Inventors: **Mieko Kusano**, Santa Barbara, CA
(US); **Wai-Loong Lim**, San Francisco,
CA (US); **Hilmar Lehnert**,
Framingham, MA (US); **Ong Kok Aun**,
Penang (MY); **Koh Eng Giap**, Penang
(MY)

See application file for complete search history.

(73) Assignee: **Sonos, Inc.**, Santa Barbara, CA (US)

(56) **References Cited**

(**) Term: **14 Years**

U.S. PATENT DOCUMENTS

(21) Appl. No.: **29/425,045**

(22) Filed: **Jun. 19, 2012**

(51) **LOC (10) Cl.** **14-03**

(52) **U.S. Cl.**

USPC **D14/214**; D14/204

(58) **Field of Classification Search**

CPC H04M 1/03; H04M 1/035; H04R 1/02;
H04R 1/06; H04R 1/021; H04R 1/025;
H04R 1/026; H04R 1/105; H04R 1/323;
H04R 1/345; H04R 1/403; H04R 1/2803;
H04R 1/2834; H04R 5/02; H04R 7/20;
H04R 9/06; H04R 9/025; H04R 2201/021;
H04R 2400/07; H04R 2499/11; H04R
2499/13; H04R 2499/15; G06F 1/1688;
H04N 5/642; H04N 21/4852; H04S 3/00;
H04S 7/30; B60R 11/0217
USPC D14/167, 168, 170–172, 188, 194–196,
D14/204, 207, 209.1, 210–216, 219, 221,
D14/222, 224, 496; 181/143, 144, 147, 148,
181/150, 153, 157, 198, 199; 381/300–303,

D538,260 S * 3/2007 Wada D14/188
D660,284 S * 5/2012 Carbone D14/214
D681,009 S * 4/2013 Meng et al. D14/214
D688,231 S * 8/2013 Nishii D14/214

* cited by examiner

Primary Examiner — Keli L Hill

(74) *Attorney, Agent, or Firm* — Hanley, Flight &
Zimmerman, LLC

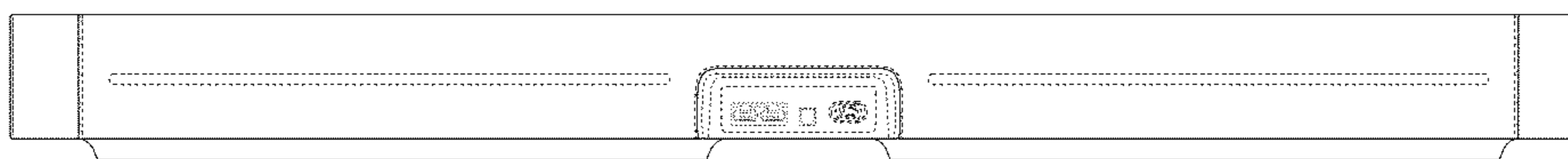

(57) **CLAIM**

The ornamental design for a playback device, as shown and
described.

DESCRIPTION

FIG. 1 is an isometric front view of a playback device.
FIG. 2 is a front view of the playback device of FIG. 1.
FIG. 3 is a rear view of the playback device of FIG. 1.
FIG. 4 is a top view of the playback device of FIG. 1.
FIG. 5 is a bottom view of the playback device of FIG. 1.
FIG. 6 is an end view of the playback device of FIG. 1; and,
FIG. 7 is another end view of the playback device of FIG. 1.
The broken lines shown are included for the purpose of illus-
trating portions of the playback device that form no part of the
claim.

1 Claim, 4 Drawing Sheets



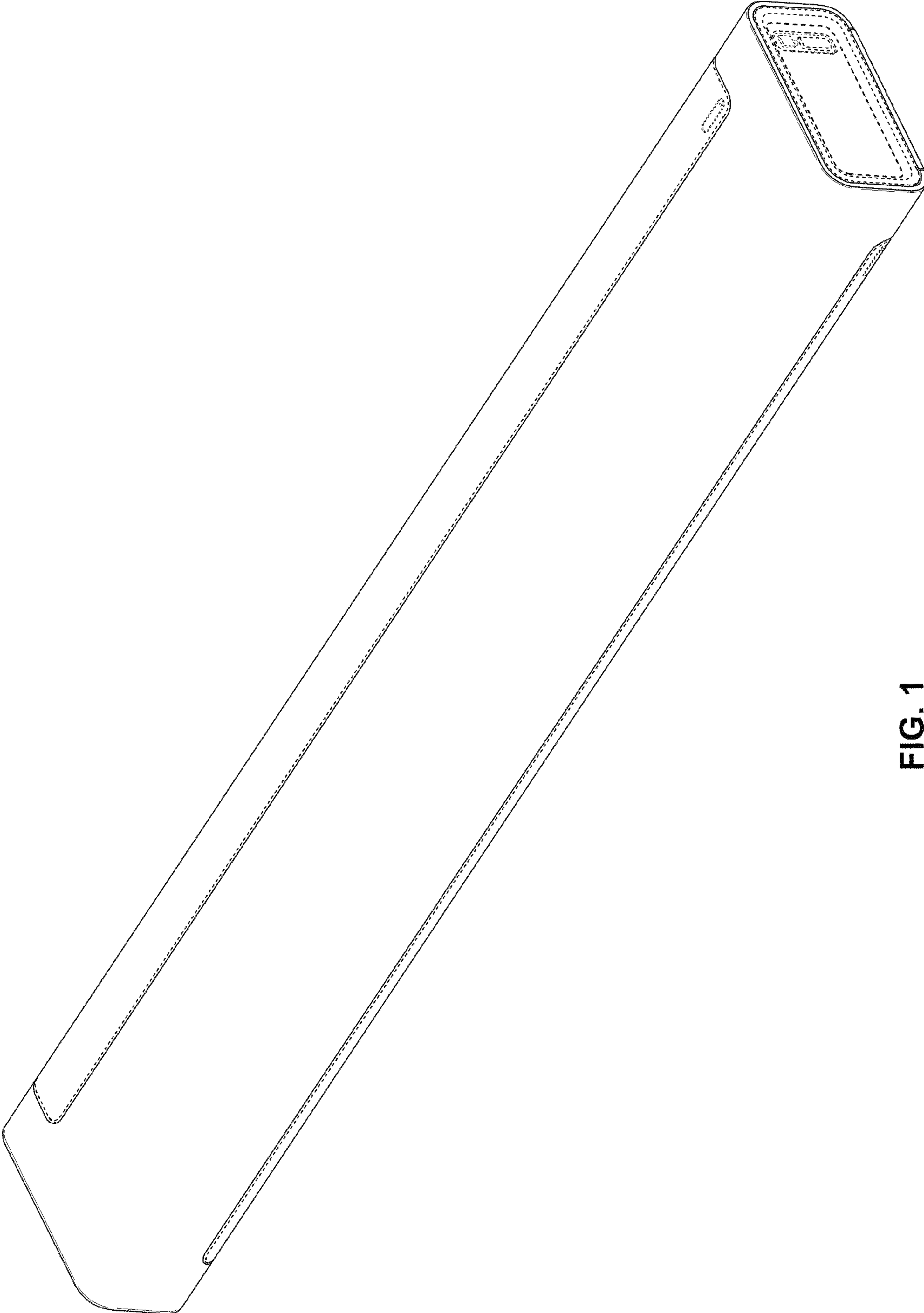


FIG. 1

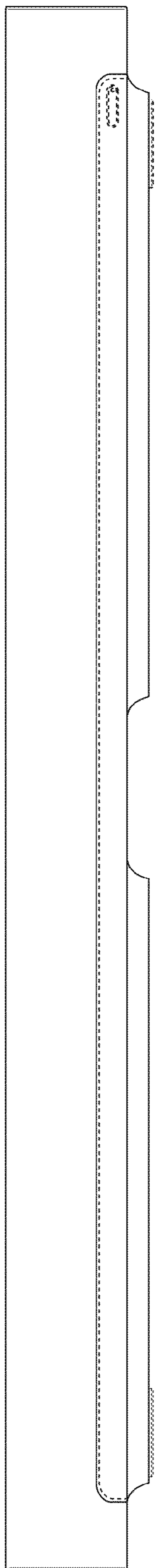


FIG. 2

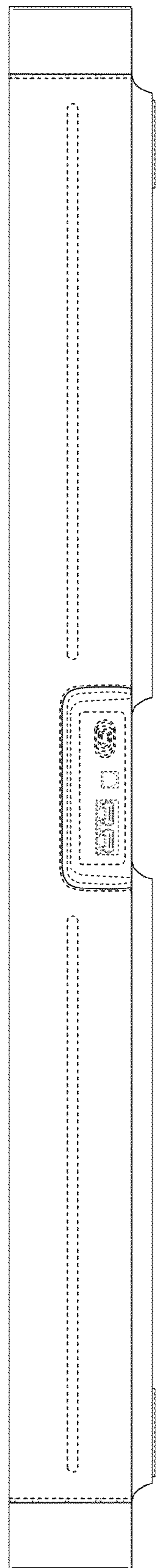


FIG. 3

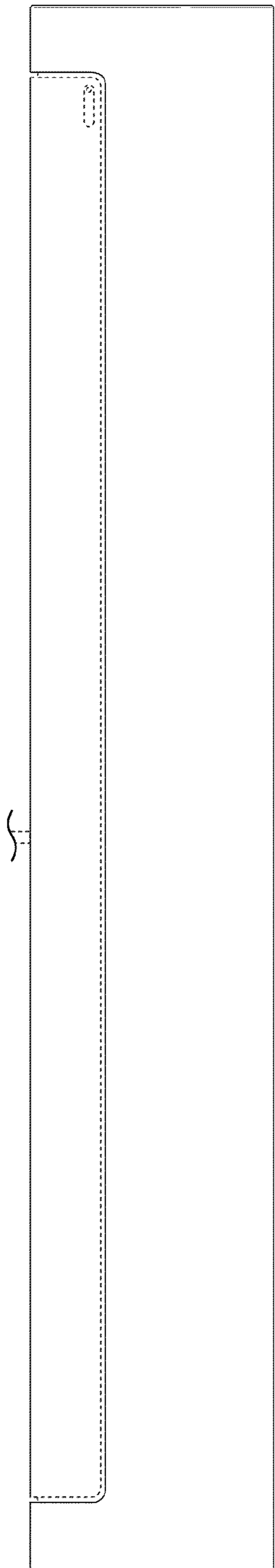


FIG. 4

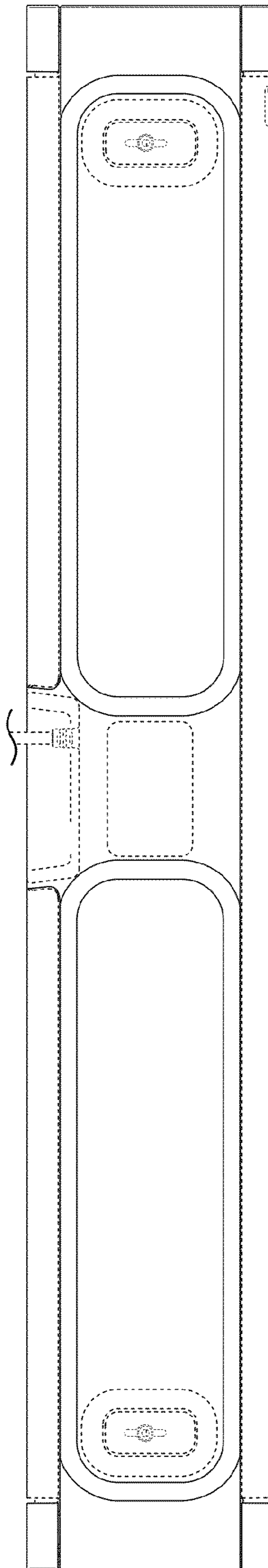


FIG. 5

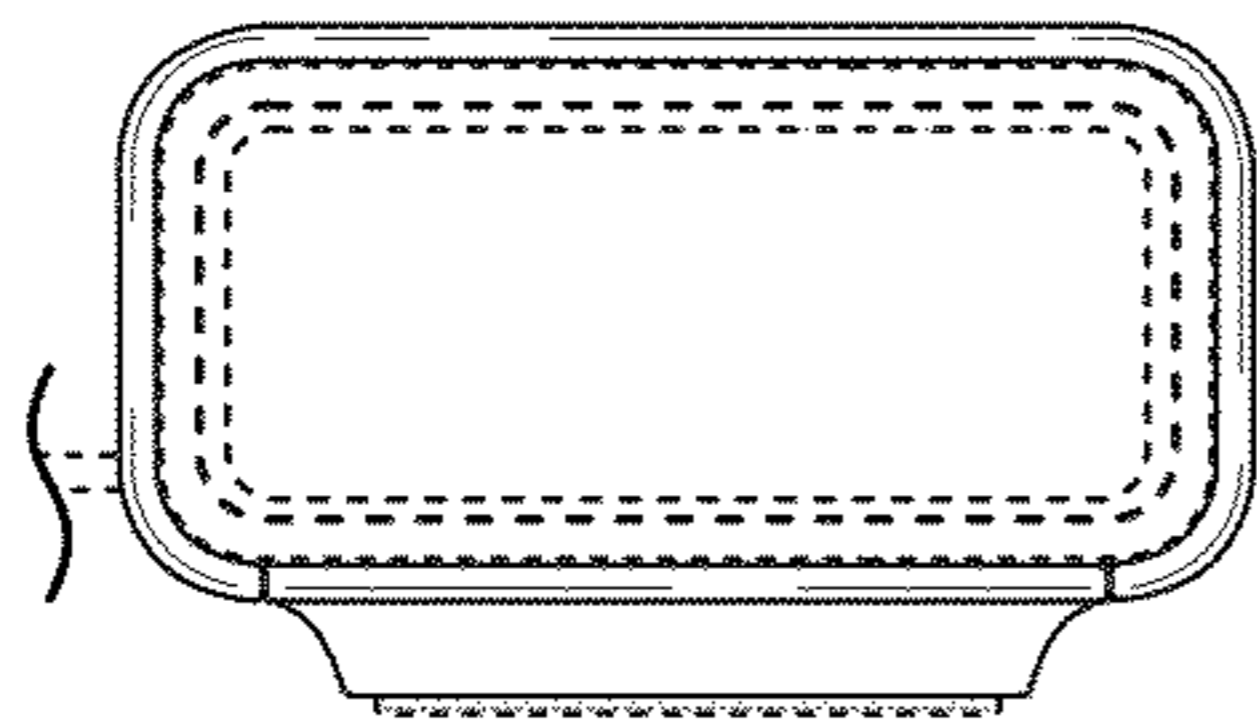


FIG. 6

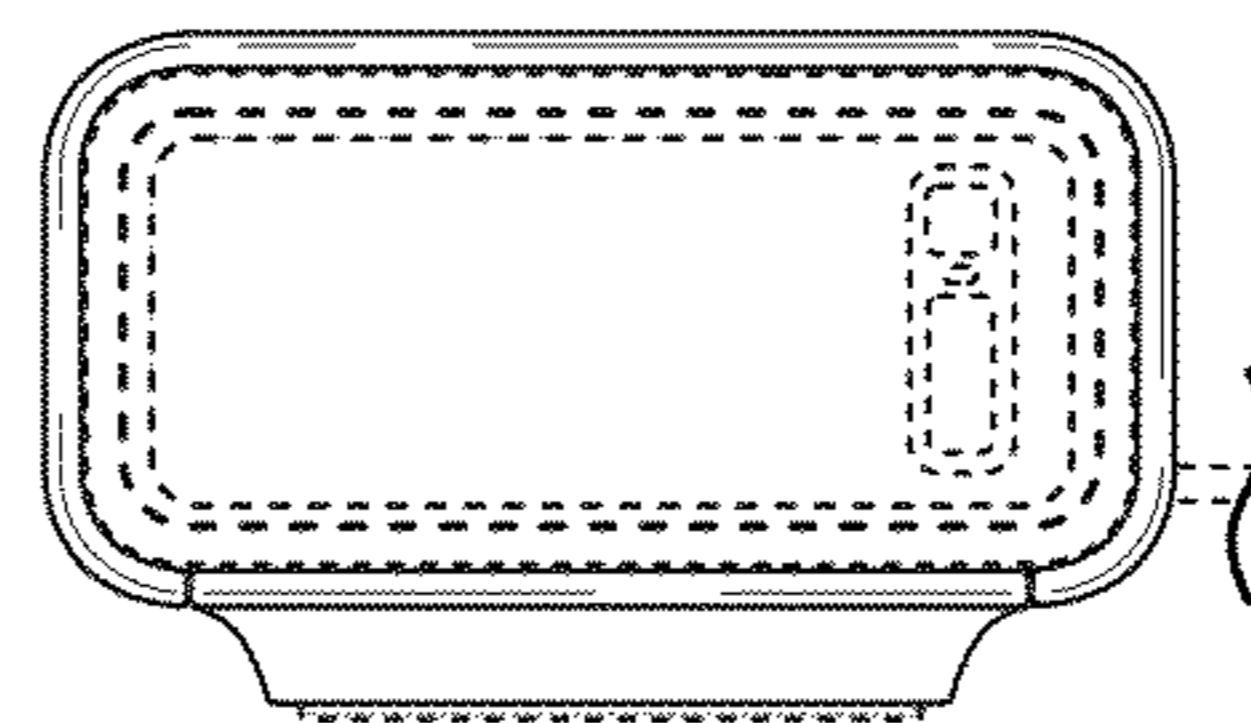


FIG. 7