



US00D721324S

(12) **United States Design Patent**  
**Matsumoto et al.**

(10) **Patent No.:** **US D721,324 S**  
(45) **Date of Patent:** **\*\* Jan. 20, 2015**

(54) **AUTOMOBILE TIRE**

FOREIGN PATENT DOCUMENTS

(71) Applicant: **The Yokohama Rubber Co., Ltd.**,  
Minato-ku, Tokyo (JP)

RU 73741 1/2010  
RU 74473 4/2010  
RU 84130 1/2013

(72) Inventors: **Kenichi Matsumoto**, Hiratsuka (JP);  
**Kenichi Sato**, Minato-ku (JP)

\* cited by examiner

(73) Assignee: **The Yokohama Rubber Co., Ltd.**,  
Minato-ku, Tokyo (JP)

*Primary Examiner* — George D Kirschbaum  
(74) *Attorney, Agent, or Firm* — Banner & Witcoff, Ltd.

(\*\*) Term: **14 Years**

(57) **CLAIM**

(21) Appl. No.: **29/464,227**

The ornamental design for an automobile tire, as shown and described.

(22) Filed: **Aug. 14, 2013**

**DESCRIPTION**

(30) **Foreign Application Priority Data**

Feb. 15, 2013 (JP) ..... 2013-003007

(51) **LOC (10) Cl.** ..... **12-15**

(52) **U.S. Cl.**  
USPC ..... **D12/563**

(58) **Field of Classification Search**  
USPC ..... D12/533-535; 152/209.1-209.9  
See application file for complete search history.

(56) **References Cited**

U.S. PATENT DOCUMENTS

D446,170 S *	8/2001	Williams	.....	D12/550
D526,955 S *	8/2006	Heinen et al.	.....	D12/549
D588,526 S *	3/2009	Tanaka	.....	D12/551
D603,327 S *	11/2009	Chung et al.	.....	D12/552
D700,886 S *	3/2014	Matsumoto et al.	.....	D12/605

FIG. 1 is a perspective view of an automobile tire showing our new design;  
FIG. 2 is a front view thereof;  
FIG. 3 is a rear view thereof;  
FIG. 4 is a left side view thereof;  
FIG. 5 is a right side view thereof;  
FIG. 6 is a top plan view thereof;  
FIG. 7 is a bottom view thereof;  
FIG. 8 is an enlarged view of a portion defined by lines 8-8 shown in FIG. 2; and,  
FIG. 9 is a sectional view taken along lines 9-9 shown in FIG. 8.

The broken lines shown are included for the purpose of illustrating the unclaimed portions of the automobile tire and form no part of the claimed design.

**1 Claim, 9 Drawing Sheets**

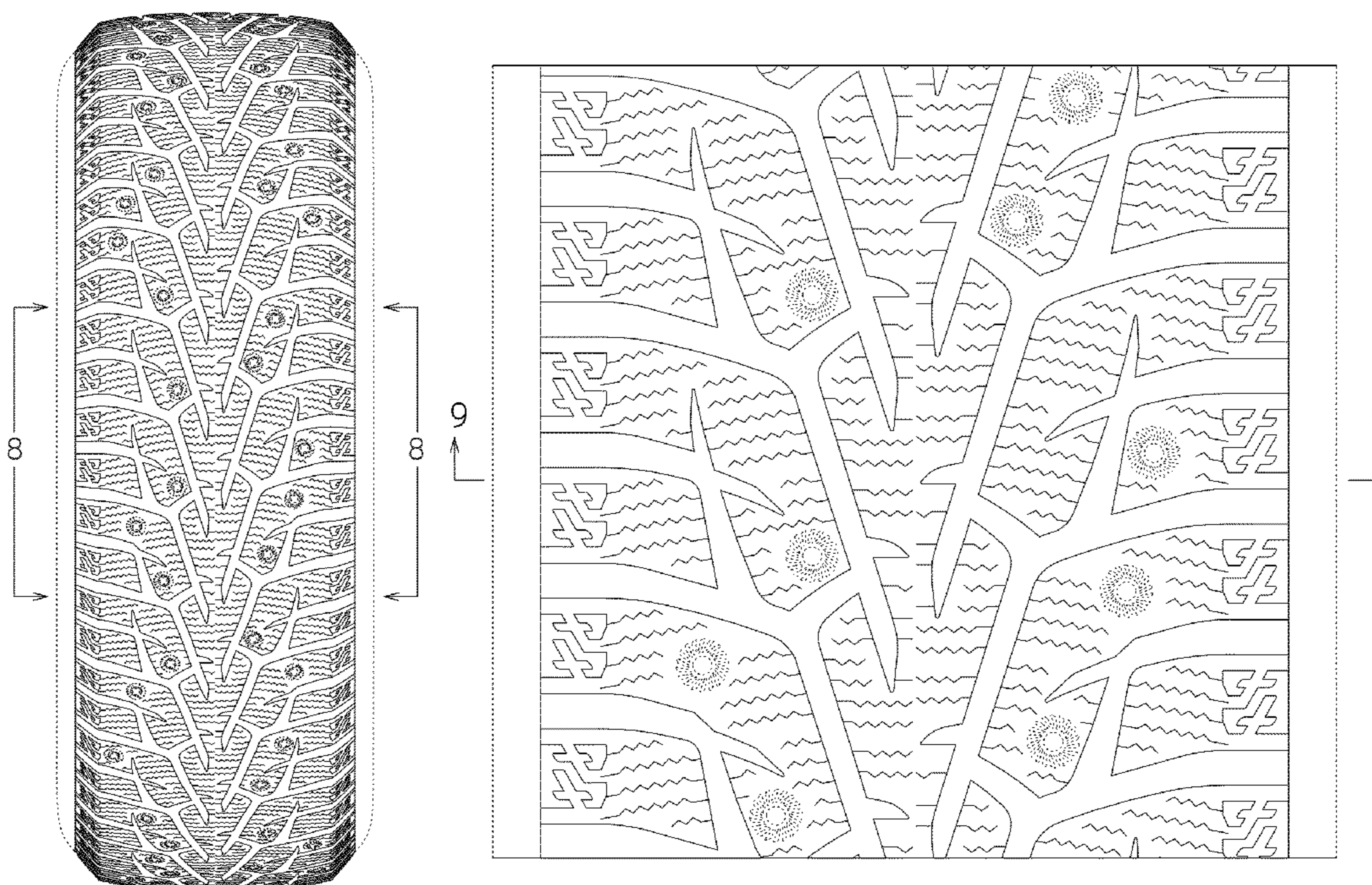


Fig. 1

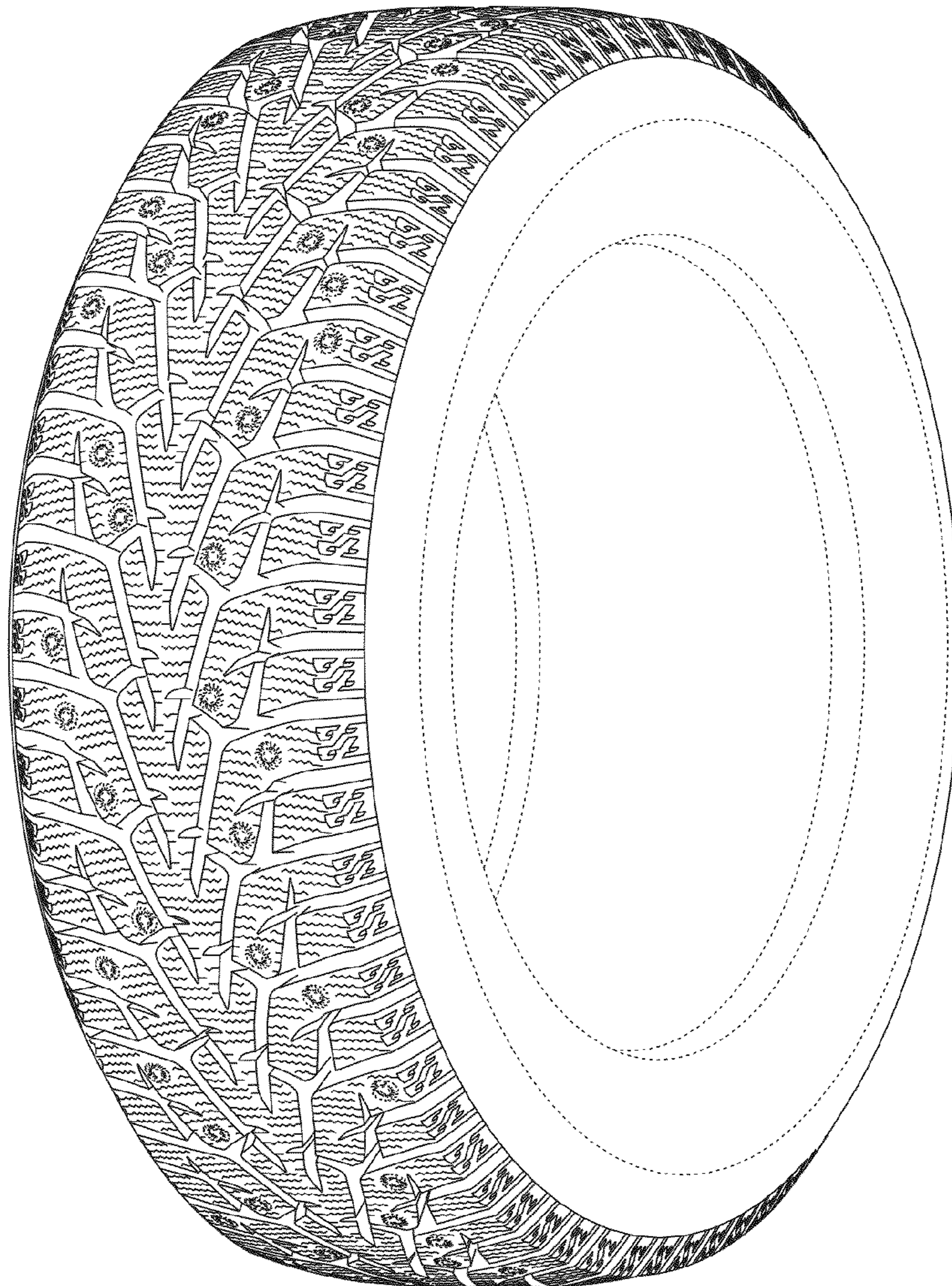


Fig. 2

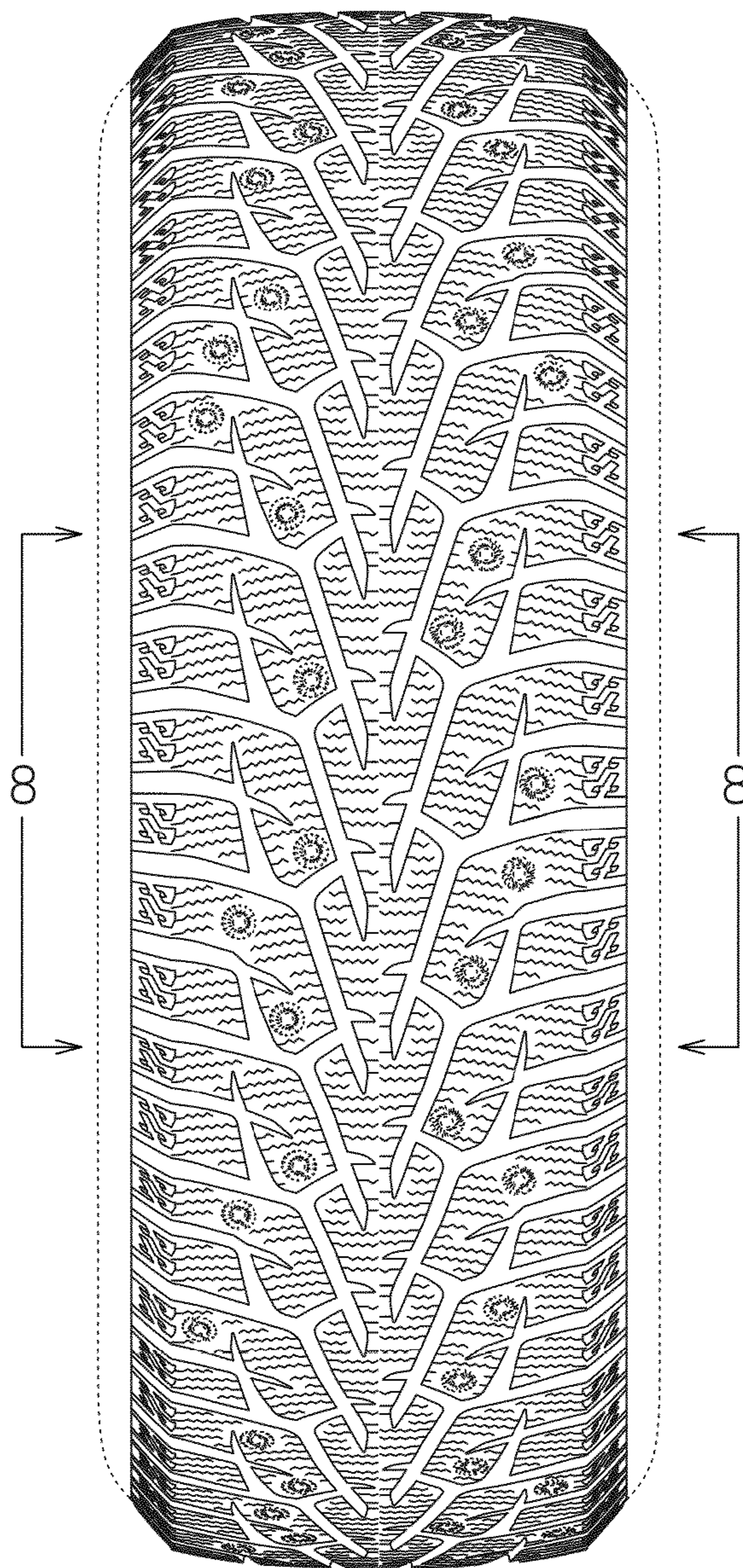


Fig. 3




Fig. 4

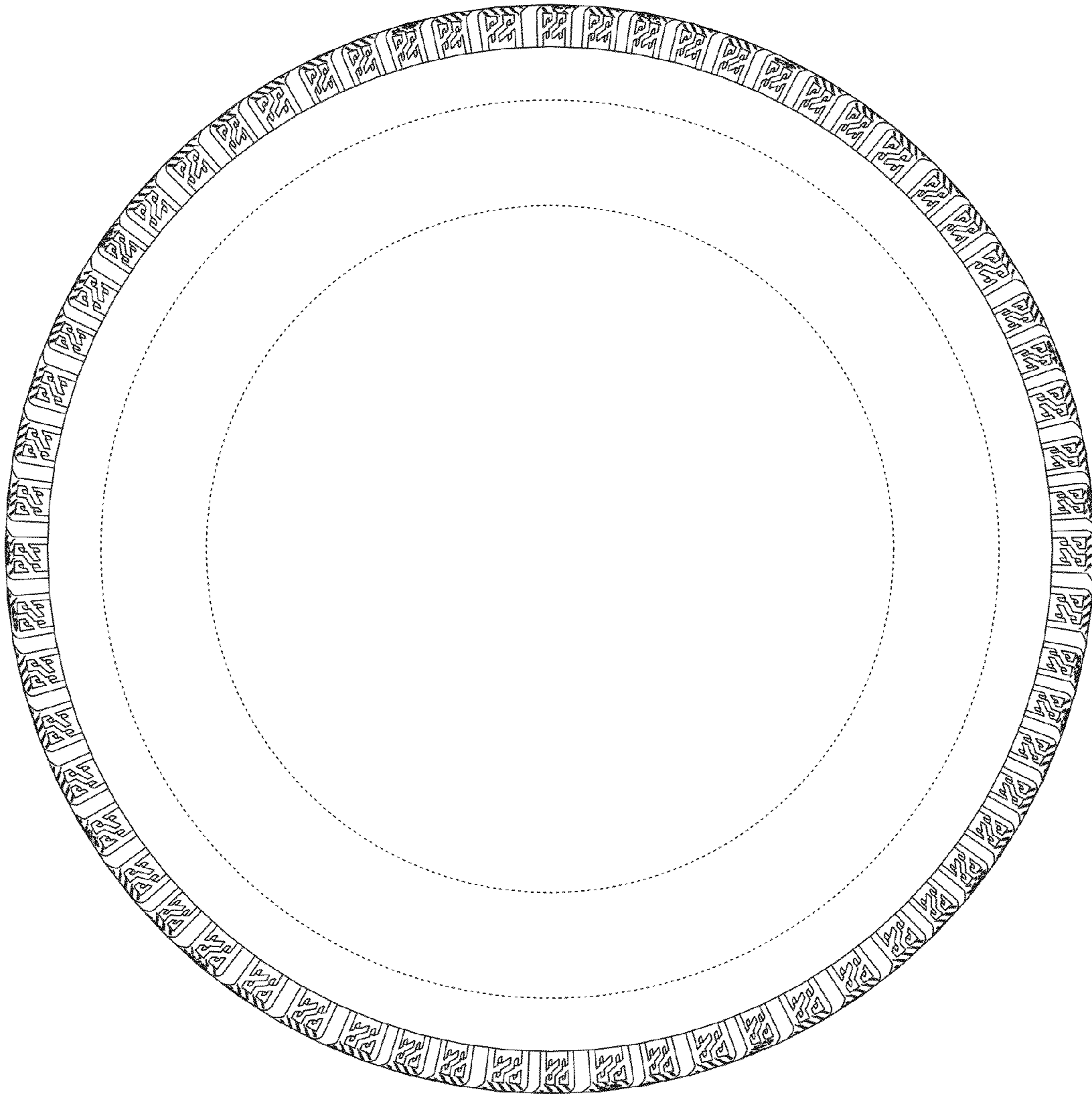


Fig. 5

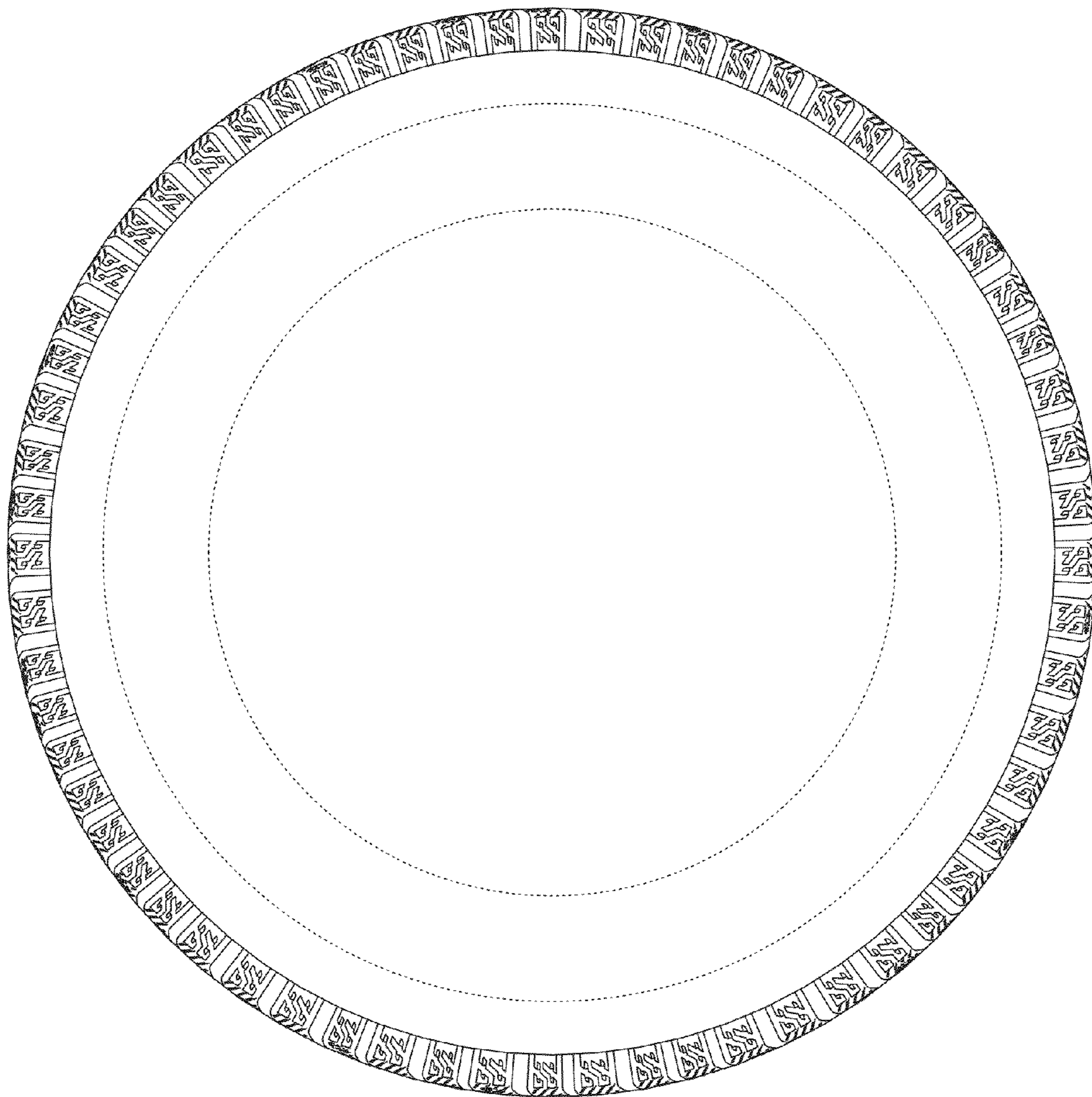


Fig. 6




Fig. 7






Fig. 8




Fig. 9

