



US00D721323S

(12) **United States Design Patent**
Caron et al.

(10) **Patent No.:** **US D721,323 S**
(45) **Date of Patent:** **** Jan. 20, 2015**

- (54) **TIRE**
- (71) Applicant: **The Goodyear Tire & Rubber Company, Akron, OH (US)**
- (72) Inventors: **Arnaud Caron, Signeulx (BE); Sebastien Willy Fontaine, Vichten (LU); Armand Rene Gabriel Leconte, Bingonville (LU); Jean Joseph Victor Collette, Arlon (BE); Stephane Houchard, Orgeo (BE); Denis Michel Philippe Gilon, Herve (BE); Juergen Hotz, Ferschweiler (DE); Marc Hoffmann, Koetschette (LU)**
- (73) Assignee: **The Goodyear Tire & Rubber Company, Akron, OH (US)**
- (**) Term: **14 Years**
- (21) Appl. No.: **29/464,126**
- (22) Filed: **Aug. 13, 2013**
- (51) **LOC (10) Cl.** **12-15**
- (52) **U.S. Cl.**
USPC **D12/563**
- (58) **Field of Classification Search**
USPC D12/533-535; 152/209.1-209.9
See application file for complete search history.

(56) **References Cited**

U.S. PATENT DOCUMENTS

D361,966 S	9/1995	Graas et al.	D12/146
D379,449 S	5/1997	Graas et al.	D12/151
D379,787 S	6/1997	Maxwell et al.	D12/147
D429,194 S	8/2000	Heinen et al.	D12/147
D429,478 S	8/2000	Heinen et al.	D12/147
D431,800 S *	10/2000	Heinen et al.	D12/551
D450,032 S	11/2001	Heinen et al.	D12/550
D451,068 S	11/2001	Heinen et al.	D12/547
D451,446 S	12/2001	Heinen et al.	D12/147
D455,116 S	4/2002	Graas et al.	D12/553
D472,873 S	4/2003	Douce	D12/560

D504,106 S	4/2005	de Briey-Terlinden et al.	D12/553
D504,866 S	5/2005	Collette et al.	D12/553
D505,112 S	5/2005	Heinen et al.	D12/567
D526,956 S	8/2006	Welbes et al.	D12/553
D533,131 S	12/2006	Fontaine et al.	D12/588
D548,677 S	8/2007	Welbes et al.	D12/553
D583,305 S	12/2008	Ashton et al.	D12/553
D589,874 S	4/2009	Fontaine et al.	D12/564
D591,221 S *	4/2009	Fontaine et al.	D12/563
D592,588 S	5/2009	Heinen et al.	D12/564
D595,639 S	7/2009	de Briey-Terlinden	D12/553
D595,640 S	7/2009	de Briey-Terlinden	D12/564
D596,109 S	7/2009	de Briey-Terlinden	D12/553

(Continued)

Primary Examiner — George D Kirschbaum

(74) *Attorney, Agent, or Firm* — Richard B. O’Planick

(57) **CLAIM**

The ornamental design for a tire, as shown and described.

DESCRIPTION

FIG. 1 is a perspective view of a tire showing our new design, it being understood that the pattern repeats uniformly throughout the circumference of the tread;

FIG. 2 is a front elevational view thereof;

FIG. 3 is a right side elevational view thereof; the other side being a mirror image thereof;

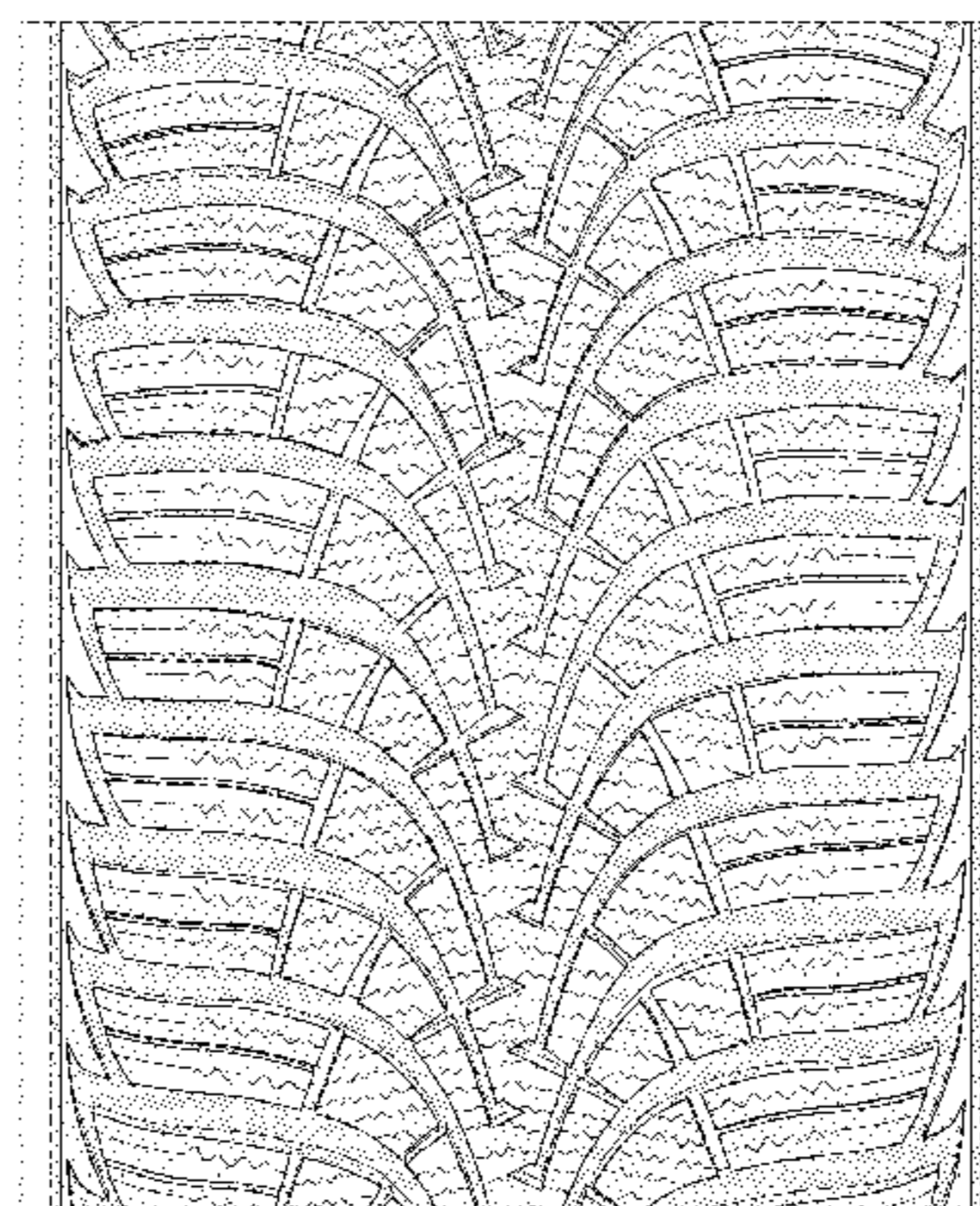
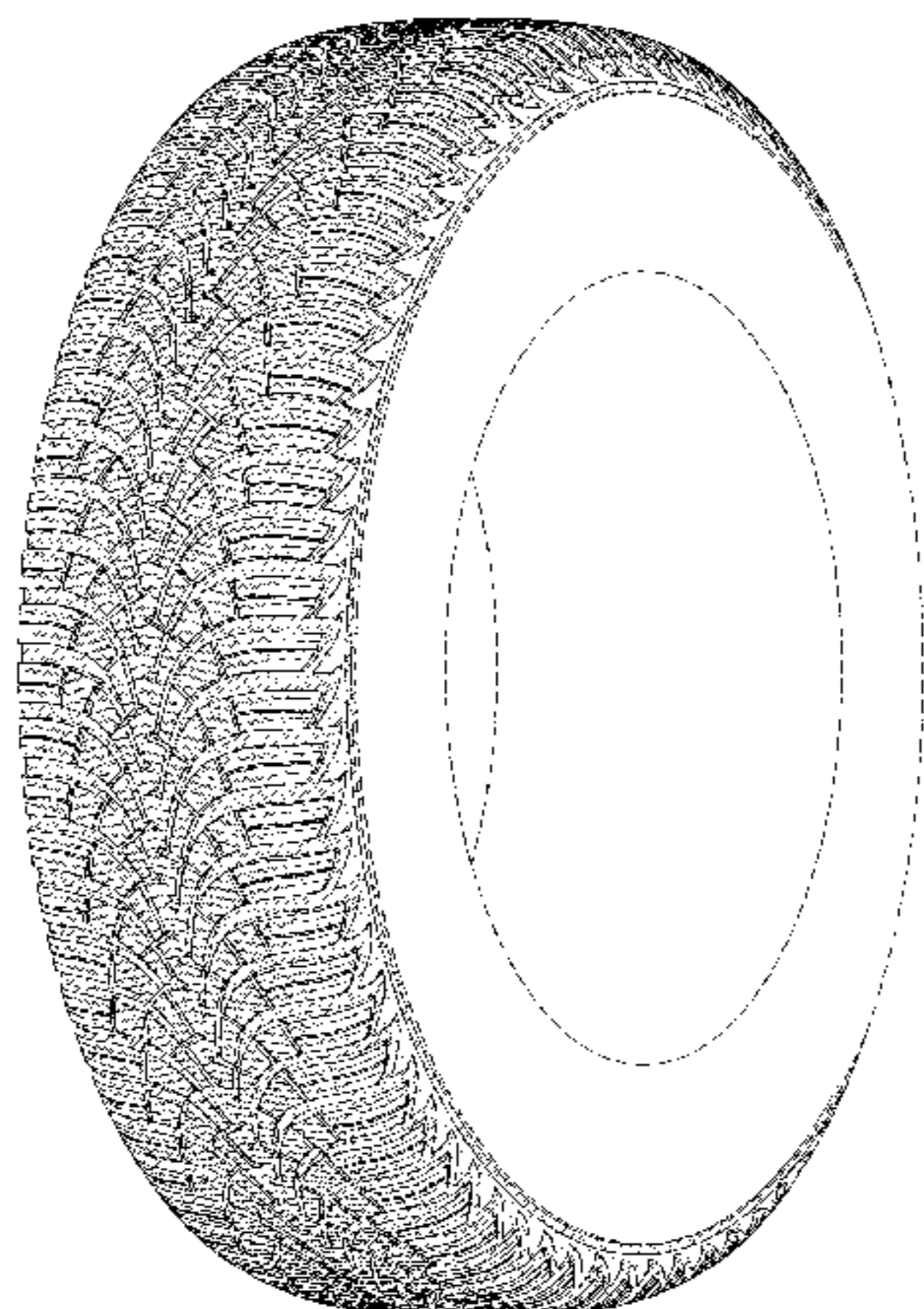
FIG. 4 is an enlarged fragmentary front elevational view thereof;

FIG. 5 is a perspective view of a second embodiment of a tire showing our new design, it being understood that the pattern repeats uniformly throughout the circumference of the tread and that the opposite side view is a mirror image thereof; and,

FIG. 6 is a front elevational view of a second embodiment, it being understood that an enlarged fragmentary view thereof would be substantially identical to that shown in FIG. 4, with the exception of the inclusion of the sidewall in solid lines.

In the drawings, the broken lines showing of the sidewall, inner bead and the peripheral boundary between the tire tread and the sidewall in FIGS. 1 through 4 depict environmental subject matter and form no part of the claimed design.

1 Claim, 6 Drawing Sheets



(56)

References Cited

U.S. PATENT DOCUMENTS

D597,475 S	8/2009	Heinen et al.	D12/553	D610,964 S	3/2010	Dixon et al.	D12/552
D597,476 S	8/2009	de Briey-Terlinden	D12/553	D612,324 S *	3/2010	Harvey et al.	D12/551
D597,929 S	8/2009	Diensthuber et al.	D12/566	D622,657 S	8/2010	Leocadio et al.	D12/553
D598,367 S	8/2009	de Briey-Terlinden	D12/553	D635,912 S	4/2011	Knispel	D12/564
D600,195 S	9/2009	Fontaine et al.	D12/564	D638,350 S	5/2011	Knispel	D12/564
D601,946 S	10/2009	Fontaine et al.	D12/553	D640,184 S	6/2011	de Briey-Terlinden	D12/553
D606,007 S	12/2009	Fontaine et al.	D12/564	D640,966 S	7/2011	Fontaine et al.	D12/563
				D641,305 S	7/2011	de Briey-Terlinden	D12/547
				D651,163 S	12/2011	Shimizu et al.	D12/560
				D670,235 S	11/2012	de Briey-Terlinden	D12/567

* cited by examiner

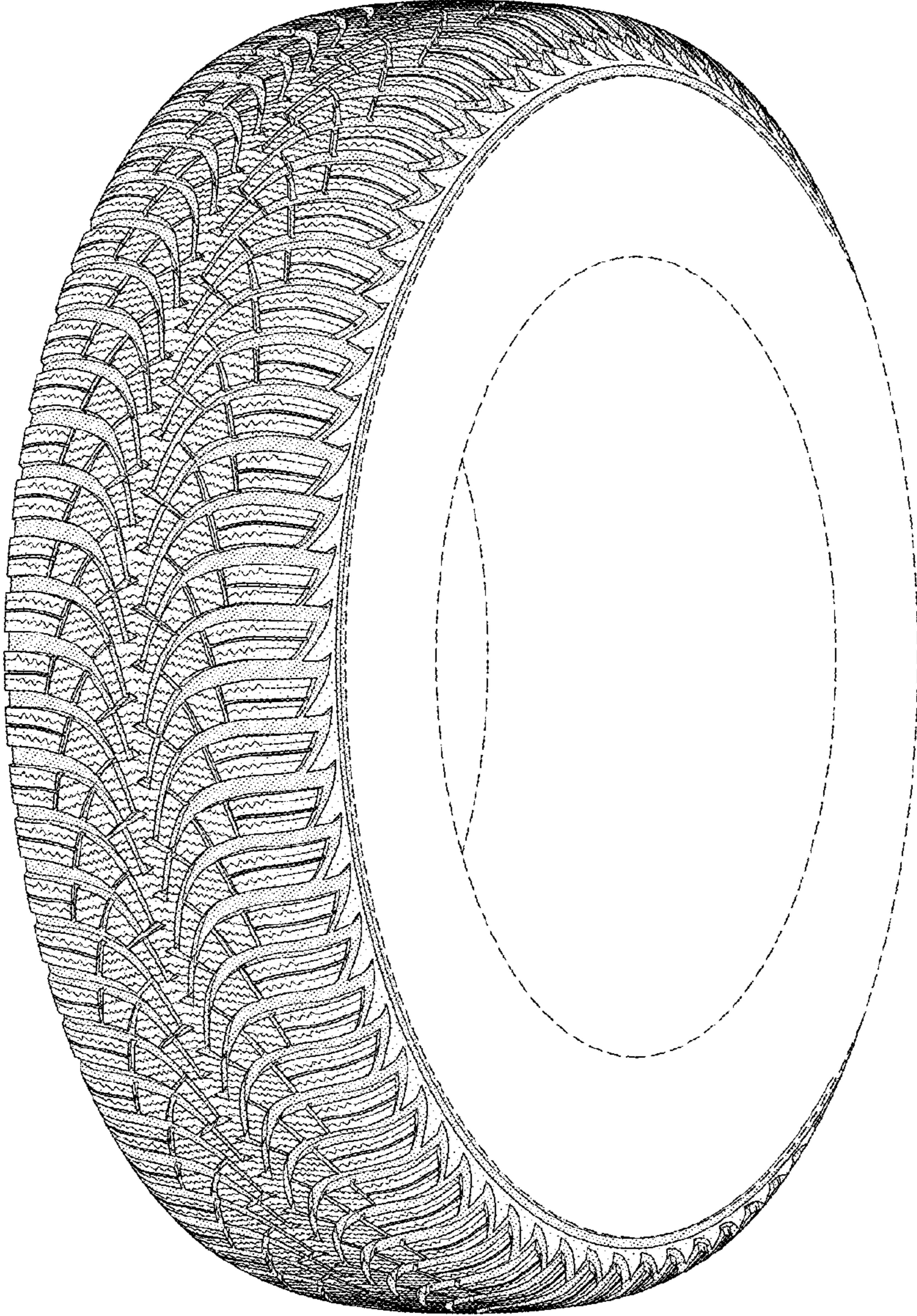


FIG-1




FIG-2

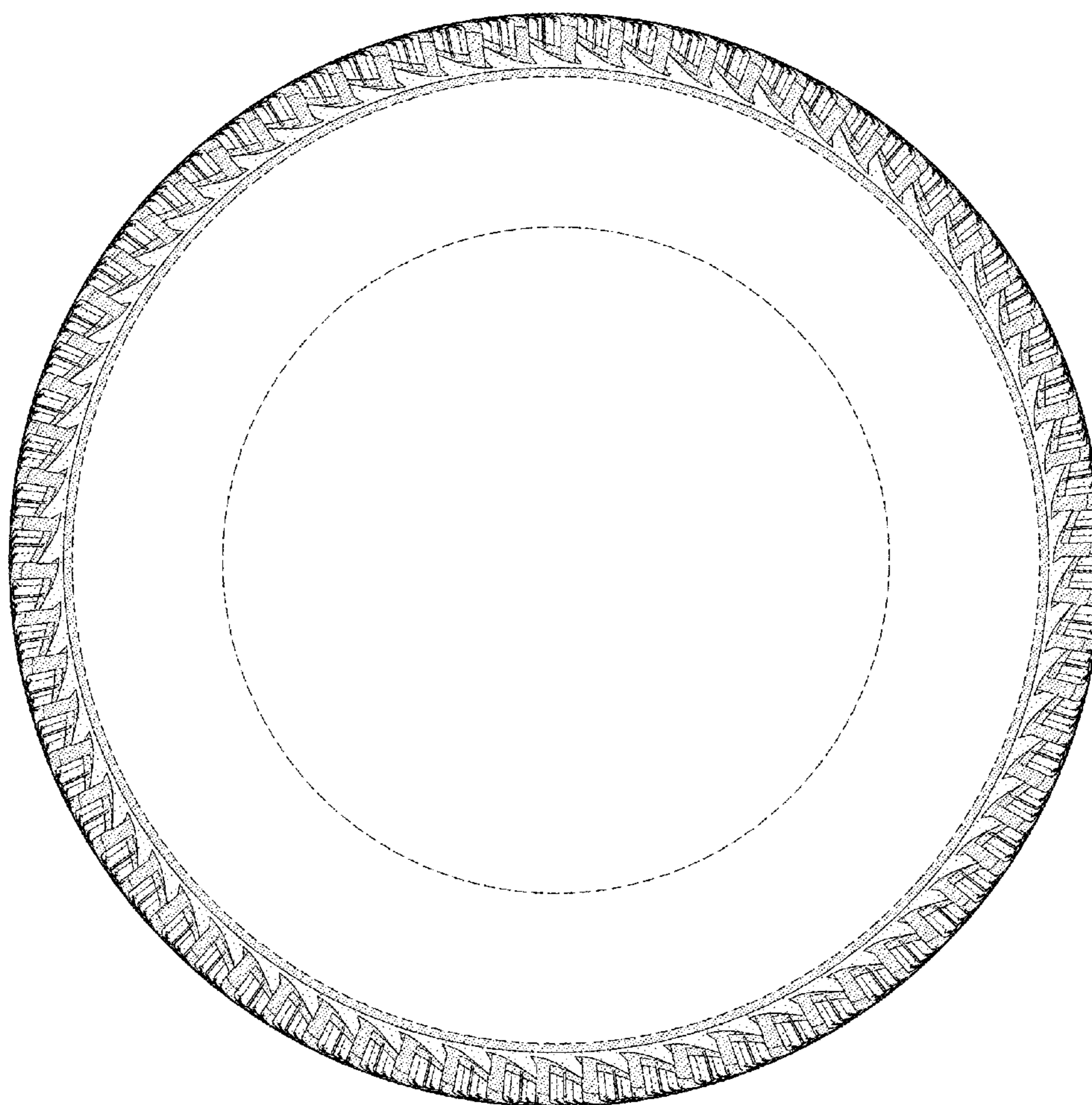


FIG-3




FIG-4

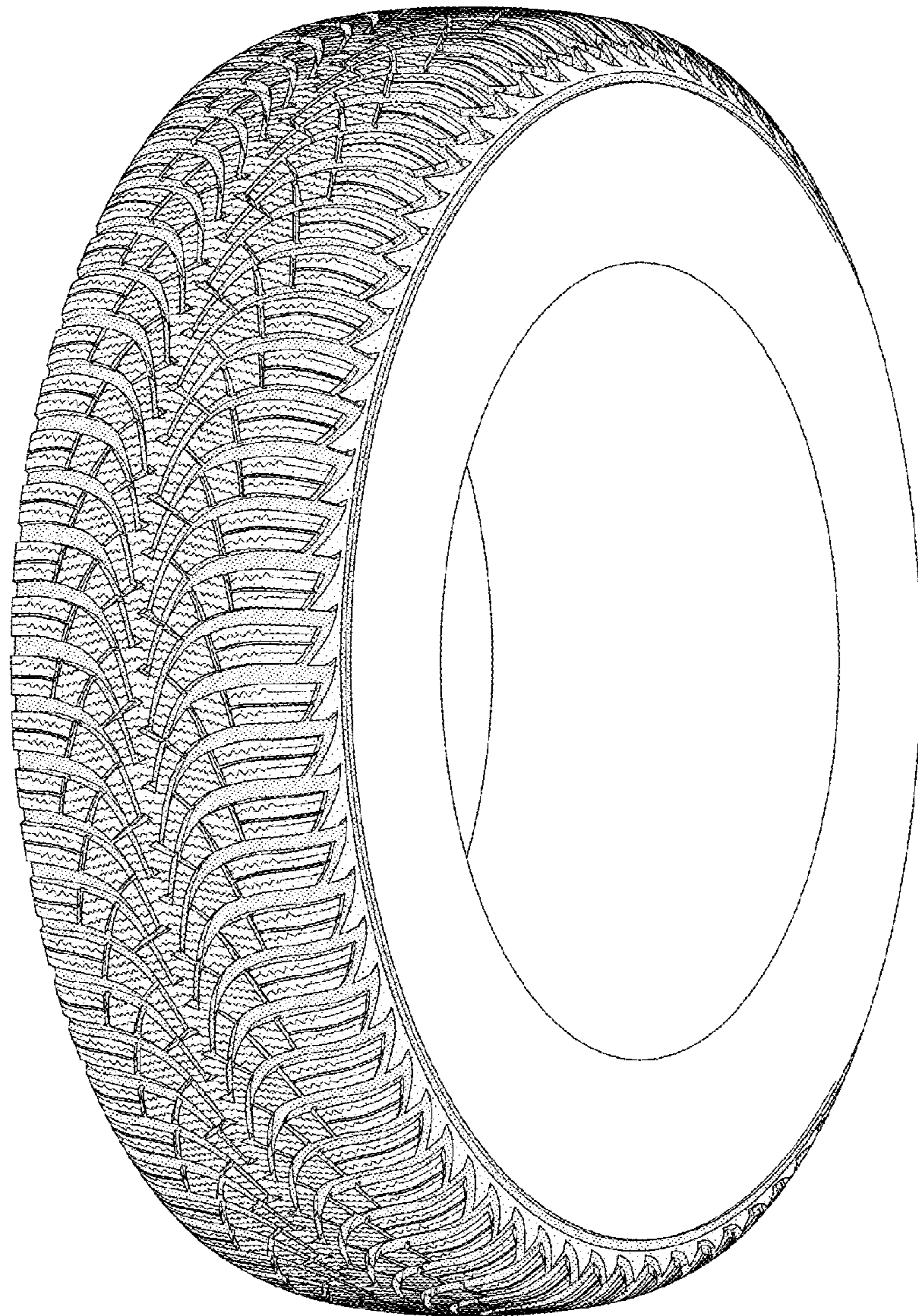


FIG-5




FIG-6