



US00D721306S

(12) **United States Design Patent**
George et al.

(10) **Patent No.:** **US D721,306 S**
(45) **Date of Patent:** **** Jan. 20, 2015**

(54) **VEHICLE REAR BUMPER COVER**

(71) Applicant: **Ford Motor Company**, Dearborn, MI (US)

(72) Inventors: **Kevin George**, Canton, MI (US);
George Bucher, Dearborn, MI (US);
Steven Gilmore, Redford, MI (US);
Shawn Wehrly, Royal Oak, MI (US)

(73) Assignee: **Ford Motor Company**, Dearborn, MI (US)

(**) Term: **14 Years**

(21) Appl. No.: **29/476,047**

(22) Filed: **Dec. 10, 2013**

(51) **LOC (10) Cl.** **12-16**

(52) **U.S. Cl.**
USPC **D12/169**

(58) **Field of Classification Search**
USPC D12/169, 216, 90-92, 86, 171, 196,
D12/163; 293/102, 113, 115, 117, 120;
296/180.1, 180.2
See application file for complete search history.

(56) **References Cited**

U.S. PATENT DOCUMENTS

D462,038 S * 8/2002 Yokomaku D12/169
6,520,553 B2 * 2/2003 Muramatsu 293/155
D585,002 S * 1/2009 Tamura D12/169

D610,503 S * 2/2010 Bucher et al. D12/169
7,891,452 B2 * 2/2011 Iwamoto et al. 180/89.2
D640,617 S * 6/2011 Furst D12/169
D653,593 S * 2/2012 Nishihama D12/169
D671,049 S * 11/2012 Davidson et al. D12/169
D678,826 S * 3/2013 Akamine et al. D12/169
D680,473 S * 4/2013 Kido et al. D12/163
D684,905 S * 6/2013 Tase et al. D12/169
D695,168 S * 12/2013 Kawasaki D12/169
D696,168 S * 12/2013 Ito D12/169
D705,139 S * 5/2014 Jevremovic et al. D12/169
D708,995 S * 7/2014 Chen et al. D12/169
D712,802 S * 9/2014 Scheinhuette D12/169
D713,304 S * 9/2014 Tsuchida et al. D12/169
D713,766 S * 9/2014 Katou et al. D12/169

* cited by examiner

Primary Examiner — Melody N Brown

(74) *Attorney, Agent, or Firm* — Damian Porcari


(57) **CLAIM**

The ornamental design for a vehicle rear bumper cover, as shown and described.

DESCRIPTION

FIG. 1 is a perspective view of a vehicle rear bumper cover; FIG. 2 is another perspective view thereof; FIG. 3 is a front elevational view thereof; FIG. 4 is a rear elevational view thereof; FIG. 5 is a left side elevational view thereof; FIG. 6 is a right side elevational view thereof; FIG. 7 is a top plan view thereof; and, FIG. 8 is a bottom plan view thereof.

1 Claim, 8 Drawing Sheets



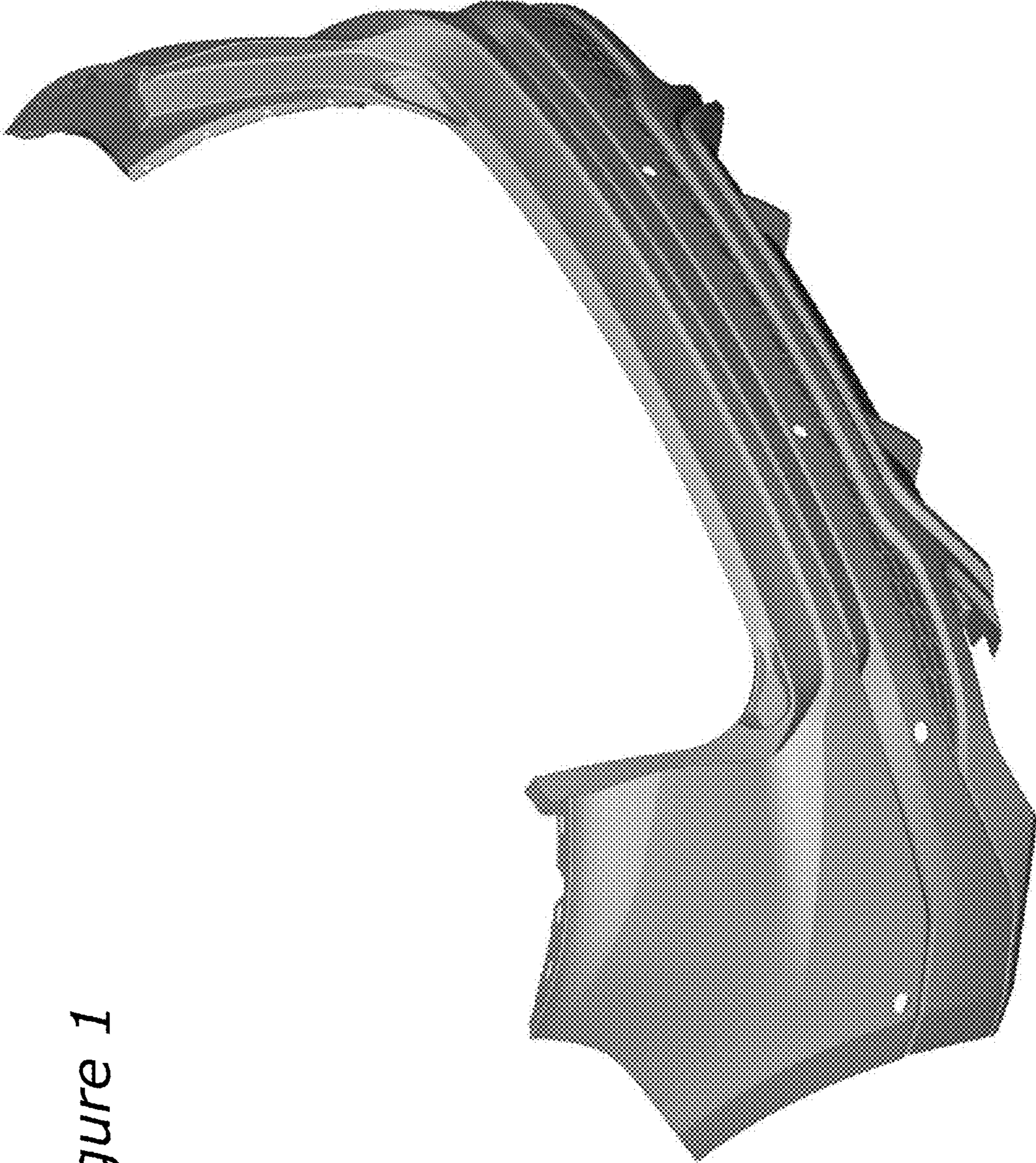


Figure 1



Figure 2




Figure 3

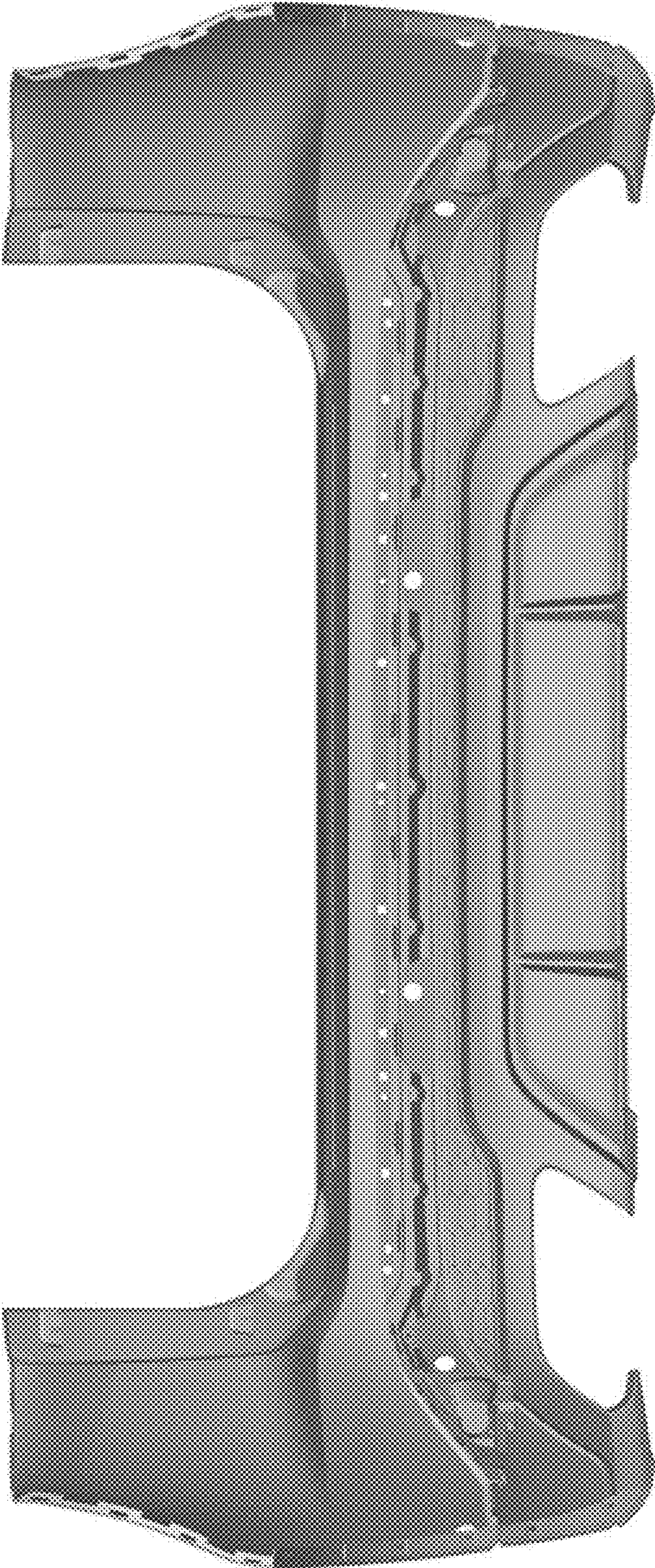


Figure 4




Figure 5




Figure 6

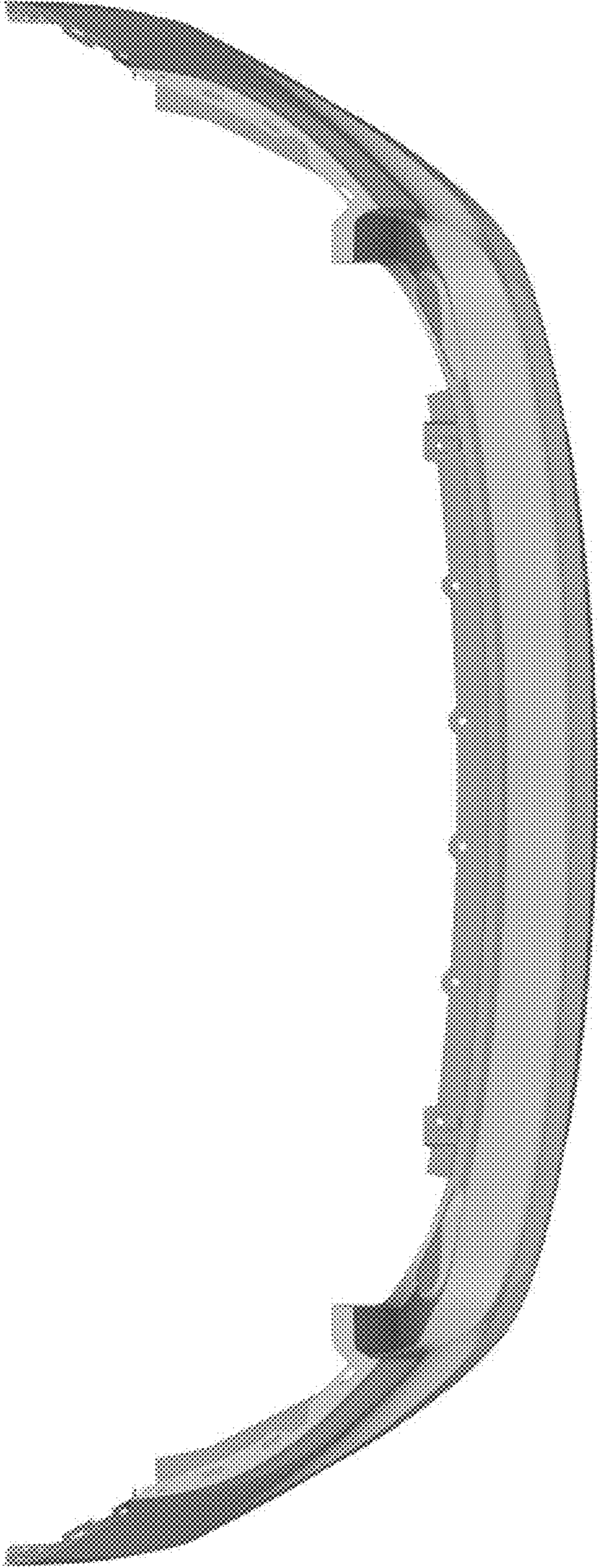


Figure 7

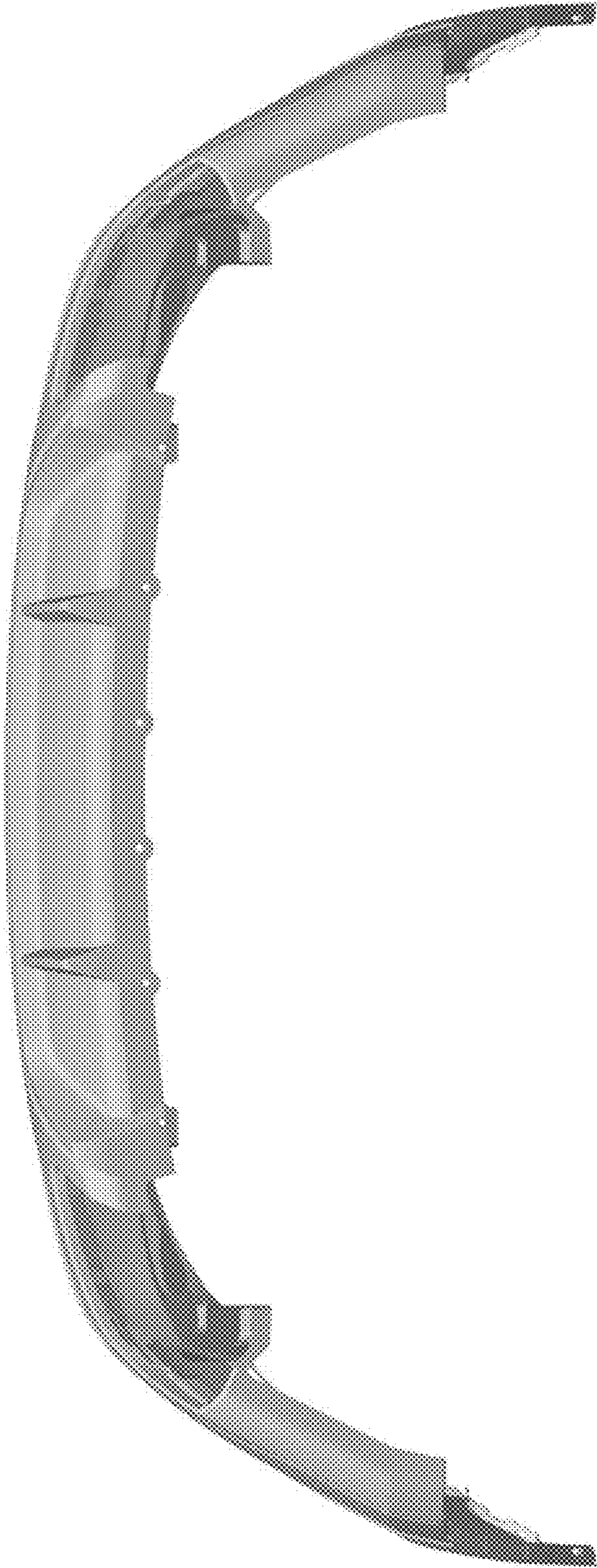


Figure 8