



US00D721292S

(12) **United States Design Patent**
Choi et al.

(10) **Patent No.:** **US D721,292 S**
(45) **Date of Patent:** **** Jan. 20, 2015**

(54) **ACTIVITY TRACKER**

342/419, 450, 457, 458; 250/DIG. 1;
D11/3-5

(71) Applicant: **LG Electronics Inc.**, Seoul (KR)

See application file for complete search history.

(72) Inventors: **Hongyoul Choi**, Gyeonggi-do (KR);
Ilsoo Yeom, Seoul (KR); **Younghun Jang**, Seoul (KR)

(56) **References Cited**

U.S. PATENT DOCUMENTS

(73) Assignee: **LG Electronics Inc.**, Seoul (KR)

(**) Term: **14 Years**

(21) Appl. No.: **29/472,979**

(22) Filed: **Nov. 18, 2013**

(30) **Foreign Application Priority Data**

May 21, 2013 (KR) 30-2013-0026254

(51) **LOC (10) Cl.** **10-04**

(52) **U.S. Cl.**
USPC **D10/98; D10/70**

(58) **Field of Classification Search**

CPC A63B 24/00; A63B 2220/14; A63B 71/06;
A63B 26/00; A63B 24/0075; A63B
2071/0663; Y10S 482/909; Y10S 482/901;
A41D 1/002; A44C 5/0015; A44C 5/102;
A44C 5/14; A44C 5/02; A61B 19/44; A61B
2019/446

USPC D10/65, 70, 78, 97, 98, 30-32, 38, 39;
2/127, 170; 40/633, 665; 59/80;
63/15.7; 340/407.1, 665, 323 R;
368/41; 434/247, 258; 482/1, 2, 4, 8, 9,
482/44, 148, 901, 74, 909; 600/485, 500,
600/503, 437, 443, 453, 459, 465, 479, 502,
600/595, 481, 483; 702/178, 155, 160, 176,
702/78, 79, 82, 91-95, 104, 116, 141, 150,
702/151, 154, 127, 131, 182, 183, 189;
235/105; 377/5, 24.2, 26; 73/514.33,
73/514.34, 510, 513, 527, 530; 324/522;
345/165, 156, 905; 342/27, 28, 52-58,

D315,111 S *	3/1991	Rogalski	D10/97
D323,787 S *	2/1992	Moorman	D10/97
D331,020 S *	11/1992	Ishii et al.	D10/31
D400,112 S *	10/1998	Rider	D10/70
D455,093 S *	4/2002	Fitzgerald	D10/98
D536,265 S *	2/2007	Reynoso	D10/31
D538,687 S *	3/2007	Komulainen	D10/70
D548,128 S *	8/2007	Andren et al.	D11/3
D549,602 S *	8/2007	Oberrieder et al.	D10/65
D550,105 S *	9/2007	Oberrieder et al.	D10/65
D550,112 S *	9/2007	Andren et al.	D11/3
D564,367 S *	3/2008	Molyneux	D10/31
D567,227 S *	4/2008	Hada	D14/218
D567,676 S *	4/2008	Tang	D10/32
D569,282 S *	5/2008	Daniel	D10/65
D581,826 S *	12/2008	Molyneux	D11/2

(Continued)

Primary Examiner — Antoine D Davis

(74) *Attorney, Agent, or Firm* — Morgan, Lewis & Bockius LLP

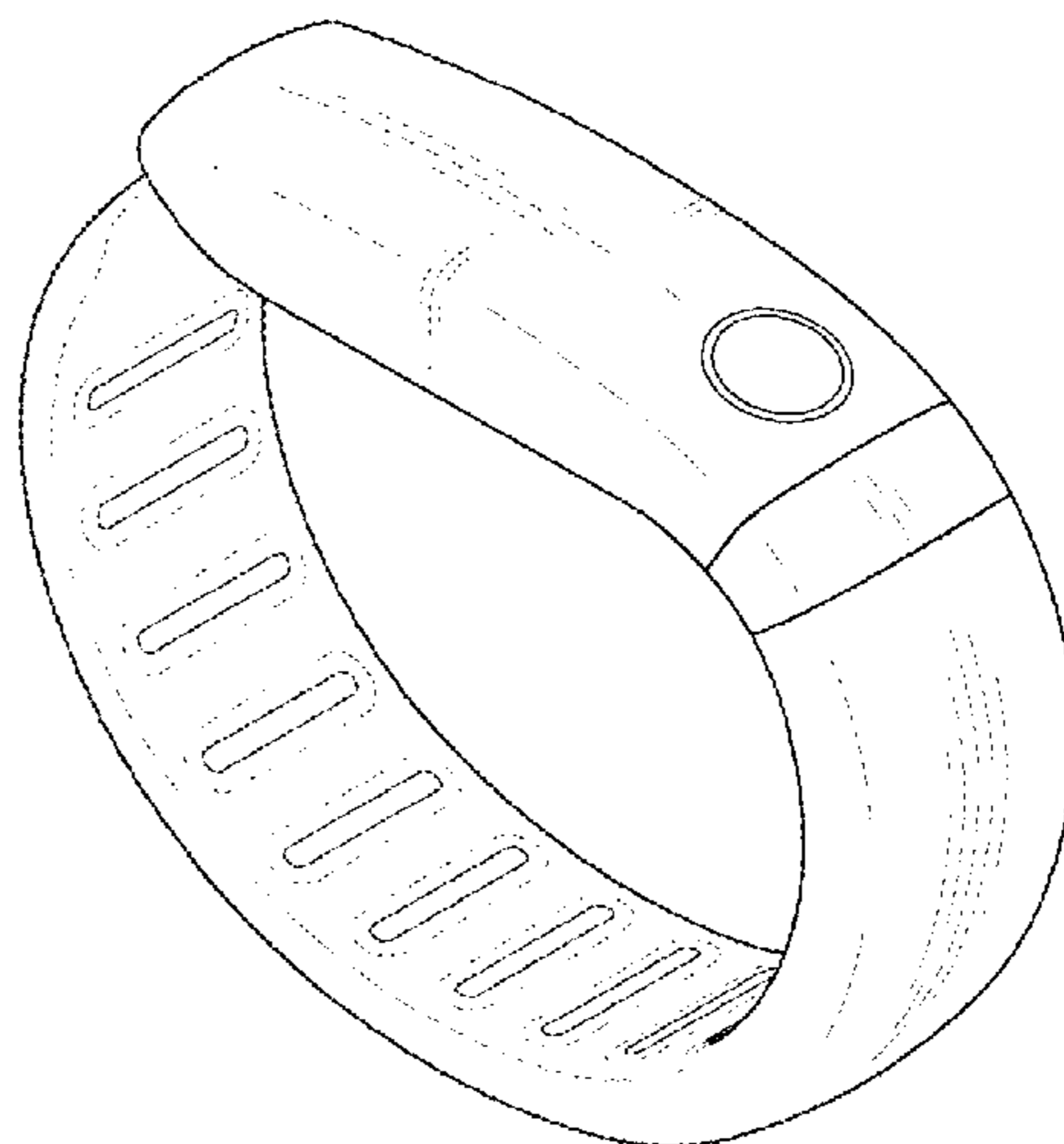
(57) **CLAIM**

The ornamental design for an activity tracker, as shown and described.

DESCRIPTION

FIG. 1 is a front, left side, perspective view of an activity tracker showing our new design;
FIG. 2 is a front view thereof;
FIG. 3 is a rear view thereof;
FIG. 4 is a left side view thereof;
FIG. 5 is a right side view thereof;
FIG. 6 is a top view thereof; and,
FIG. 7 is a bottom view thereof.

1 Claim, 5 Drawing Sheets



(56)

References Cited

U.S. PATENT DOCUMENTS

D586,674 S *	2/2009	Solarewicz	D10/70	D669,383 S *	10/2012	Cobbett et al.	D11/3
D602,386 S *	10/2009	Ueda et al.	D10/98	D669,384 S *	10/2012	Alvarez et al.	D11/3
D610,476 S *	2/2010	Daniel	D10/70	D670,583 S *	11/2012	Shaanan	D10/70
D637,506 S *	5/2011	Toyoshima et al.	D10/70	D671,858 S *	12/2012	Cobbett et al.	D11/3
D664,880 S *	8/2012	Cobbett et al.	D11/3	D672,667 S *	12/2012	Mix	D10/65
D664,881 S *	8/2012	Cobbett et al.	D11/3	D677,190 S *	3/2013	Cobbett et al.	D11/3
D664,882 S *	8/2012	Cobbett et al.	D11/3	D680,020 S *	4/2013	Cobbett et al.	D11/3
D669,382 S *	10/2012	Alvarez et al.	D11/3	D684,082 S *	6/2013	Alvarez et al.	D11/3
				D684,497 S *	6/2013	Cobbett et al.	D11/3
				D693,251 S *	11/2013	Anderssen et al.	D10/65

* cited by examiner

FIG. 1

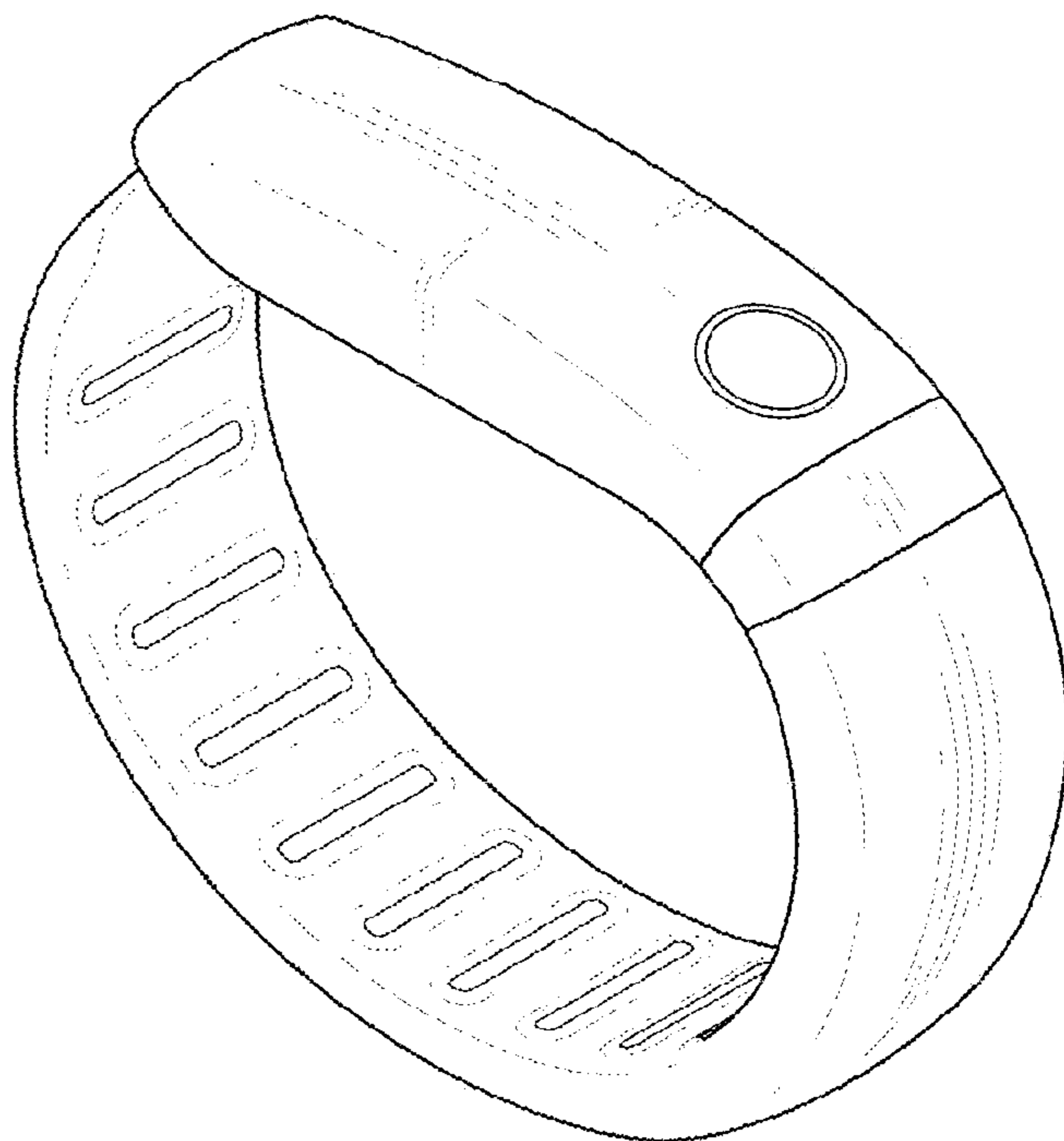


FIG. 2




FIG. 3




FIG. 4




FIG. 5

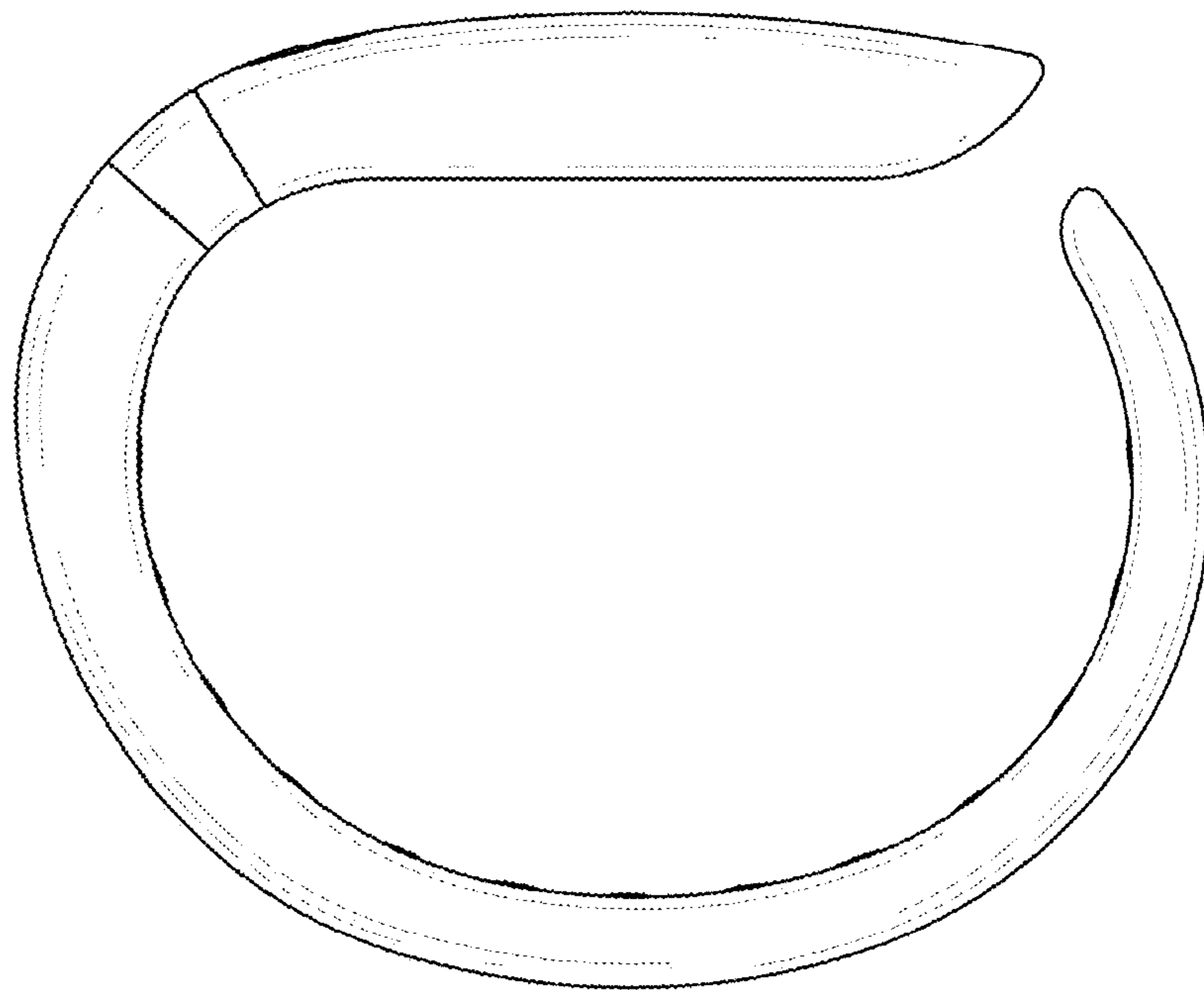


FIG. 6




FIG. 7

