

US00D721271S

(12) **United States Design Patent**
Fabiszewski

(10) **Patent No.:** **US D721,271 S**
(45) **Date of Patent:** **** Jan. 20, 2015**

- (54) **BEVERAGE CAN TAB**
- (71) Applicant: **Thomas Mickey Fabiszewski**, Langley (CA)
- (72) Inventor: **Thomas Mickey Fabiszewski**, Langley (CA)
- (73) Assignee: **Thomas Mickey Fabiszewski**, Langley, British Columbia (CA)
- (**) Term: **14 Years**
- (21) Appl. No.: **29/455,163**
- (22) Filed: **May 17, 2013**
- (51) **LOC (10) Cl.** **09-07**
- (52) **U.S. Cl.**
USPC **D9/438**
- (58) **Field of Classification Search**
USPC D3/207, 211; D7/213, 387, 396.2, D7/396.3, 605, 624.1, 667; D9/416, 434, D9/435, 436, 438, 439, 443, 444, 445, 446, D9/447, 448, 449, 455, 456, 499, 518, 763, D9/772; D17/20; D24/224; 40/307; 215/224, 226, 255; 217/17; 220/253, 220/267, 269, 270, 271, 272, 369, 370, 371, 220/372, 705, 709, 711, 712, 730; 222/153.07, 189.02, 251, 255, 320, 222/321.7, 321.8, 321.9, 566, 631, 635; 239/331, 333

See application file for complete search history.

D423,932 S *	5/2000	Miura	D9/438
D441,005 S *	4/2001	Parham, Jr.	D17/20
D454,307 S *	3/2002	Lindsey	D9/438
D474,967 S *	5/2003	Kaneko	D9/438
7,078,604 B2 *	7/2006	Rapaport	84/322
D533,775 S	12/2006	Huckel	
D546,554 S *	7/2007	Opolka	D3/211
7,312,387 B1 *	12/2007	Shaw	84/320
D564,350 S *	3/2008	Zahrobsky	D9/434
D577,379 S *	9/2008	Morris	D17/20
D609,738 S *	2/2010	Goble	D17/20
D662,315 S *	6/2012	van der Lande	D3/211
D694,811 S *	12/2013	Houck, Jr.	D17/20
D696,605 S *	12/2013	Wire et al.	D11/184
2006/0081109 A1 *	4/2006	James	84/322
2009/0200304 A1 *	8/2009	Wendle	220/260
2010/0180748 A1 *	7/2010	Fredrick	84/322
2012/0247304 A1 *	10/2012	Jay	84/322
2013/0134065 A1	5/2013	Schorre	
2013/0199354 A1 *	8/2013	Yavorski	84/322

FOREIGN PATENT DOCUMENTS

EM 000554811-0001 * 7/2006

* cited by examiner

Primary Examiner — Susan Bennett Hattan

Assistant Examiner — Leanne Was

(57) **CLAIM**

The ornamental design for a beverage can tab, as shown and described.

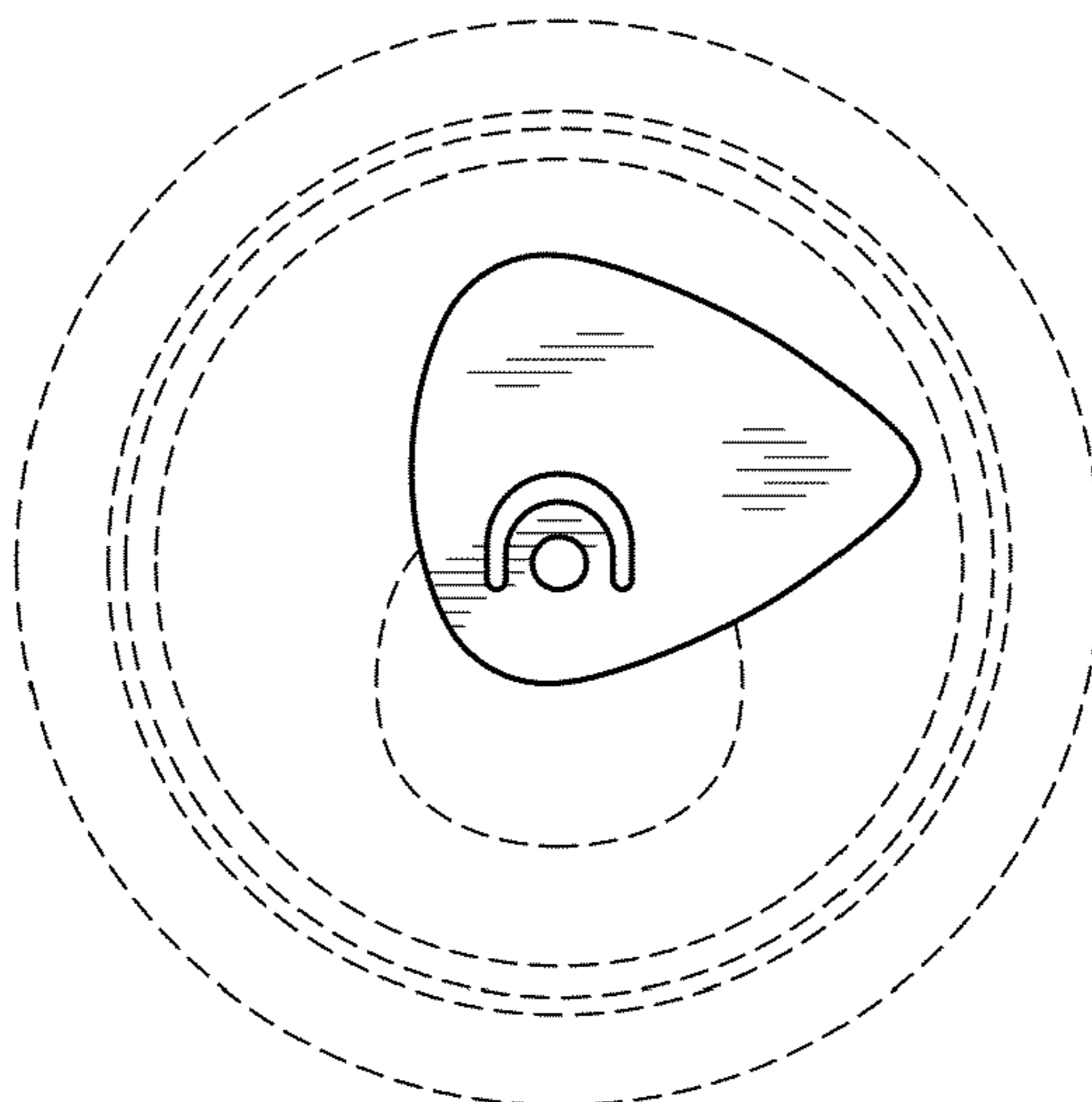
DESCRIPTION

FIG. 1 is a top view of a beverage can tab according to the present invention illustrating the front, top, and right side views of the beverage can tab; and, FIG. 2 is a top view of the beverage can tab of FIG. 1. The broken lines showing the curvature of the surfaces on the beverage can tab in FIGS. 1-2 depict environment only and form no part of the claimed invention.

1 Claim, 1 Drawing Sheet

(56) **References Cited**
U.S. PATENT DOCUMENTS

D255,424 S *	6/1980	Bathurst	D9/438
4,801,038 A *	1/1989	Grigorenko	220/269
D331,537 S *	12/1992	Tucker	D9/447
5,975,327 A	11/1999	Funk	



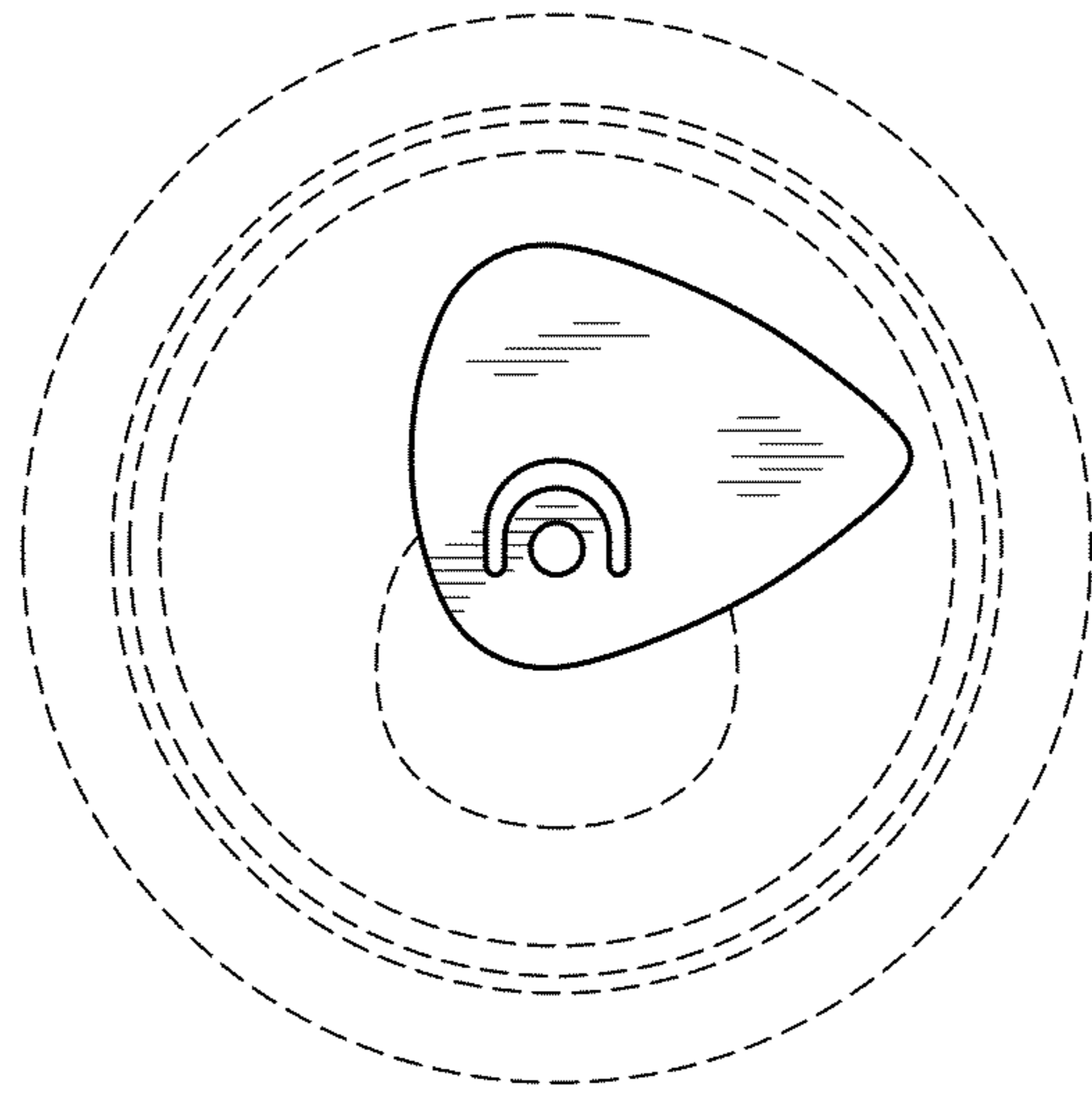


FIG. 1

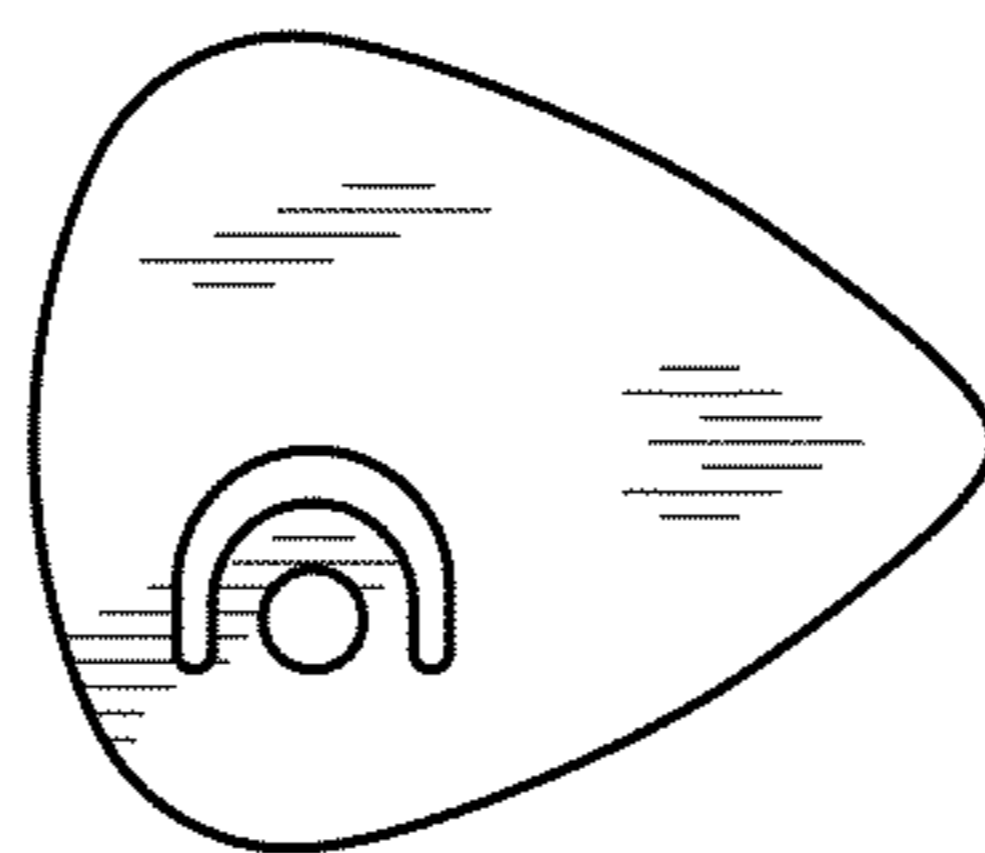


FIG. 2