

US00D721269S

(12) **United States Design Patent**
Weinmann

(10) **Patent No.:** **US D721,269 S**
(45) **Date of Patent:** **** Jan. 20, 2015**

(54) **GIFT BOX**
(71) Applicant: **Gabriele Weinmann**, Berlin (DE)
(72) Inventor: **Gabriele Weinmann**, Berlin (DE)
(**) Term: **14 Years**
(21) Appl. No.: **29/481,049**
(22) Filed: **Jan. 31, 2014**

D473,160 S * 4/2003 Weissman D11/220
D475,288 S * 6/2003 Hoffmann et al. D9/426
D572,535 S * 7/2008 El-Ghouyel et al. D7/538
D573,026 S * 7/2008 Tsai D9/519
D583,249 S * 12/2008 Kracke D9/600
D592,064 S * 5/2009 Kilany D9/519
D606,420 S * 12/2009 Shoji D9/705
D612,245 S * 3/2010 Canamasas Puigbo D9/519
D632,027 S * 2/2011 Johnston et al. D30/121
D677,174 S * 3/2013 D'Hollander D9/715
D688,136 S * 8/2013 Kuo et al. D9/645
8,651,274 B2 * 2/2014 Shafer et al. 206/484
D707,303 S * 6/2014 Saber et al. D21/398

(30) **Foreign Application Priority Data**

Jul. 31, 2013 (EM) 002284588-0003

(51) **LOC (10) Cl.** **09-03**

(52) **U.S. Cl.**
USPC **D9/414**

(58) **Field of Classification Search**
USPC D9/415, 419, 433, 457, 456, 499, 715,
D9/434, 737, 435, 428, 519, 600, 705, 668,
D9/426; 206/223, 15.2, 457, 736, 6.1, 484;
220/890, 4.24; 428/11; 215/385, 266;
D3/270; D11/220; D7/538, 629;
D30/121; D21/398; 63/26
See application file for complete search history.

(56) **References Cited**

U.S. PATENT DOCUMENTS

D390,778 S * 2/1998 Lee D9/668
D402,110 S * 12/1998 Au D3/270
D412,115 S * 7/1999 D'Andrea D9/428
6,050,438 A * 4/2000 Kovens et al. 220/4.24
D441,259 S * 5/2001 Molenaar D7/629
6,499,314 B1 * 12/2002 Weinmann et al. 63/26

* cited by examiner

Primary Examiner — Ian Simmons

Assistant Examiner — Rhea Shields

(74) *Attorney, Agent, or Firm* — Leason Ellis LLP

(57) **CLAIM**

The ornamental design for a gift box, as shown and described.

DESCRIPTION

FIG. 1 is a side perspective view of a gift box showing my new design;

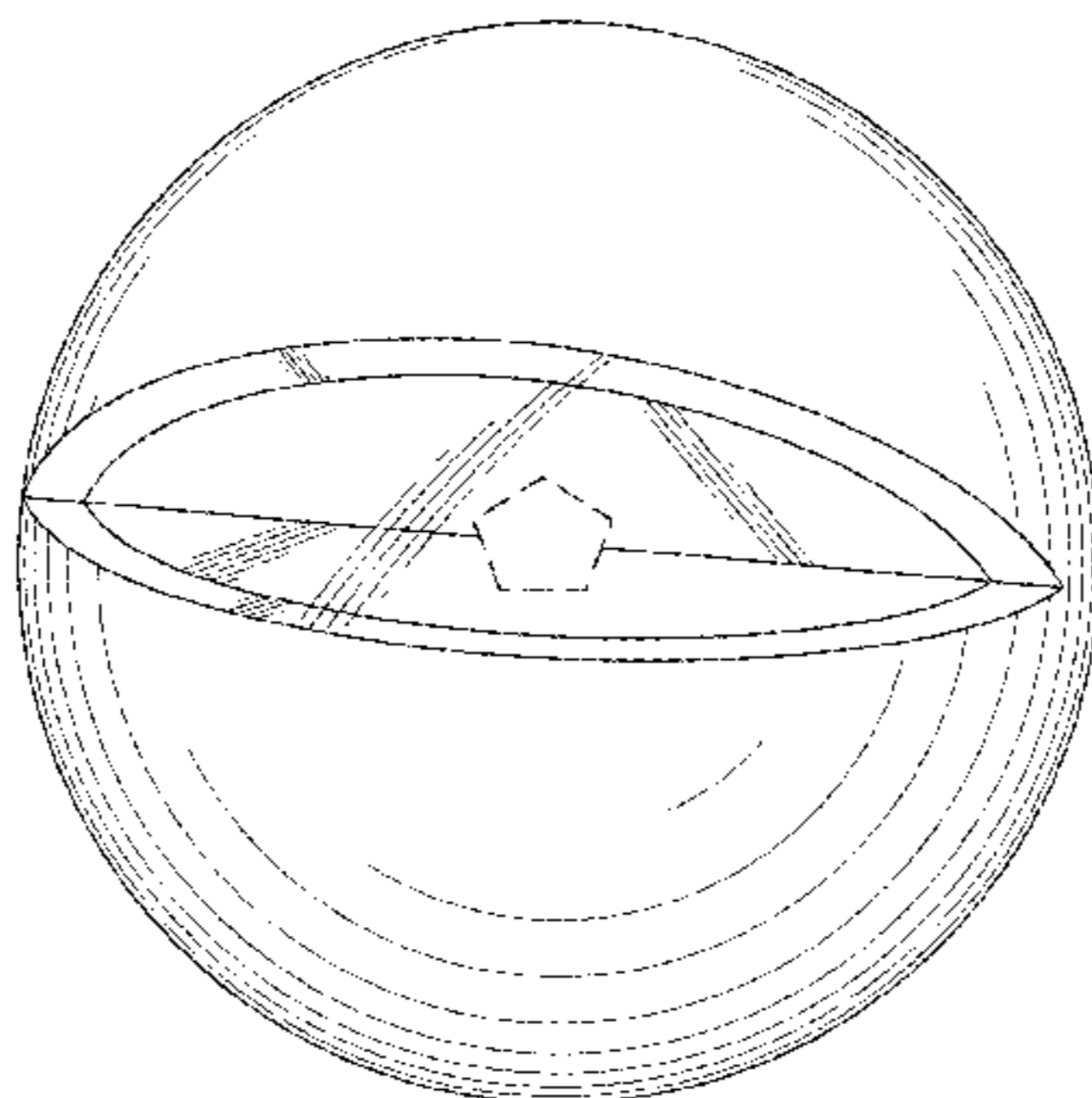
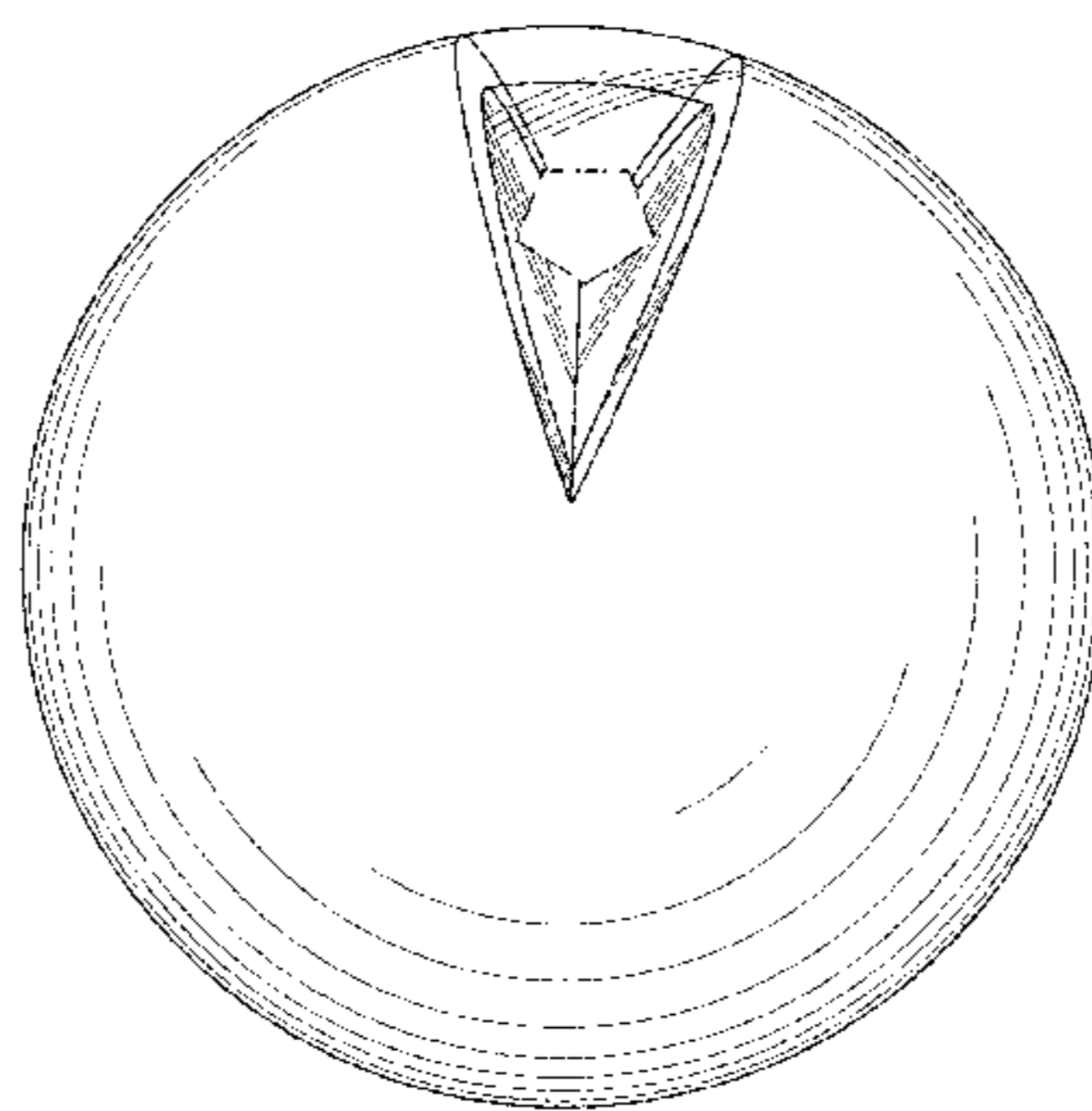
FIG. 2 is a top perspective view thereof; and,

FIG. 3 is a side perspective view thereof.

The broken lines shown of a decorative jewelry piece in FIGS. 1-3 is for the purpose of showing environmental matter only and form no part of the claimed design.

The broken lines indicate a decorative jewelry piece located within a wedge-shaped cavity formed in a body and located beneath a transparent cover that covers the wedge-shaped cavity.

1 Claim, 3 Drawing Sheets



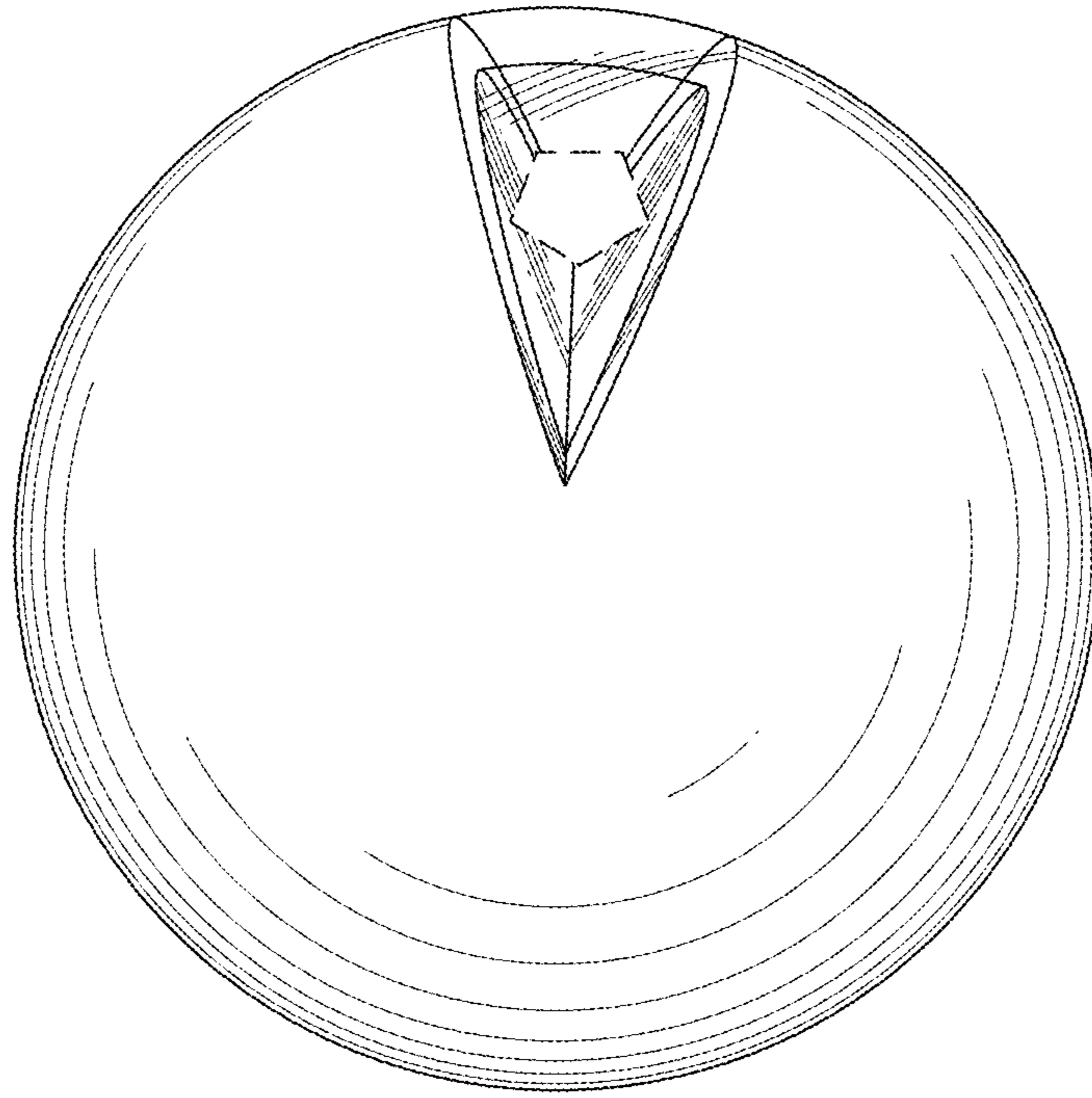


Fig. 1

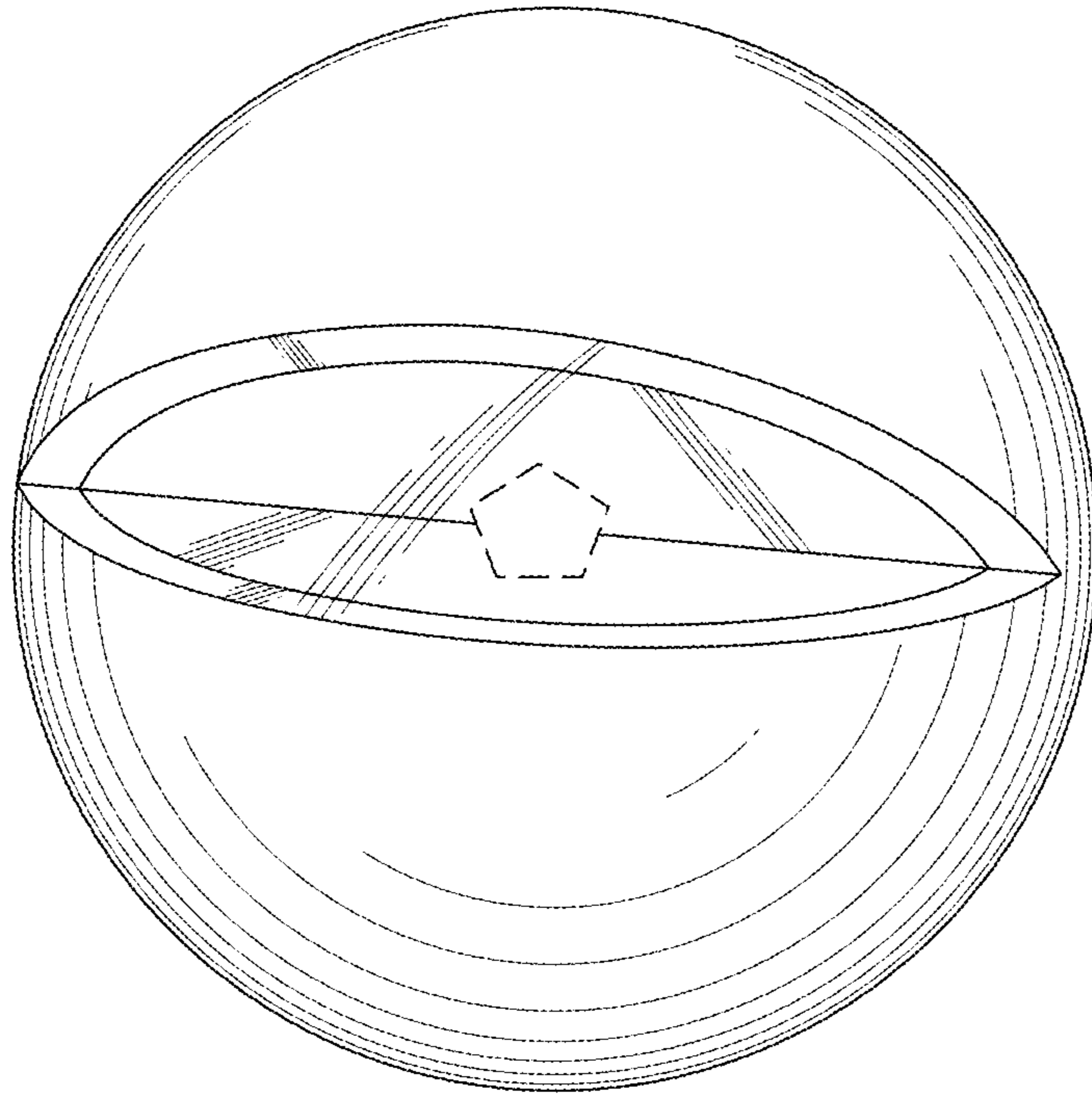


Fig. 2

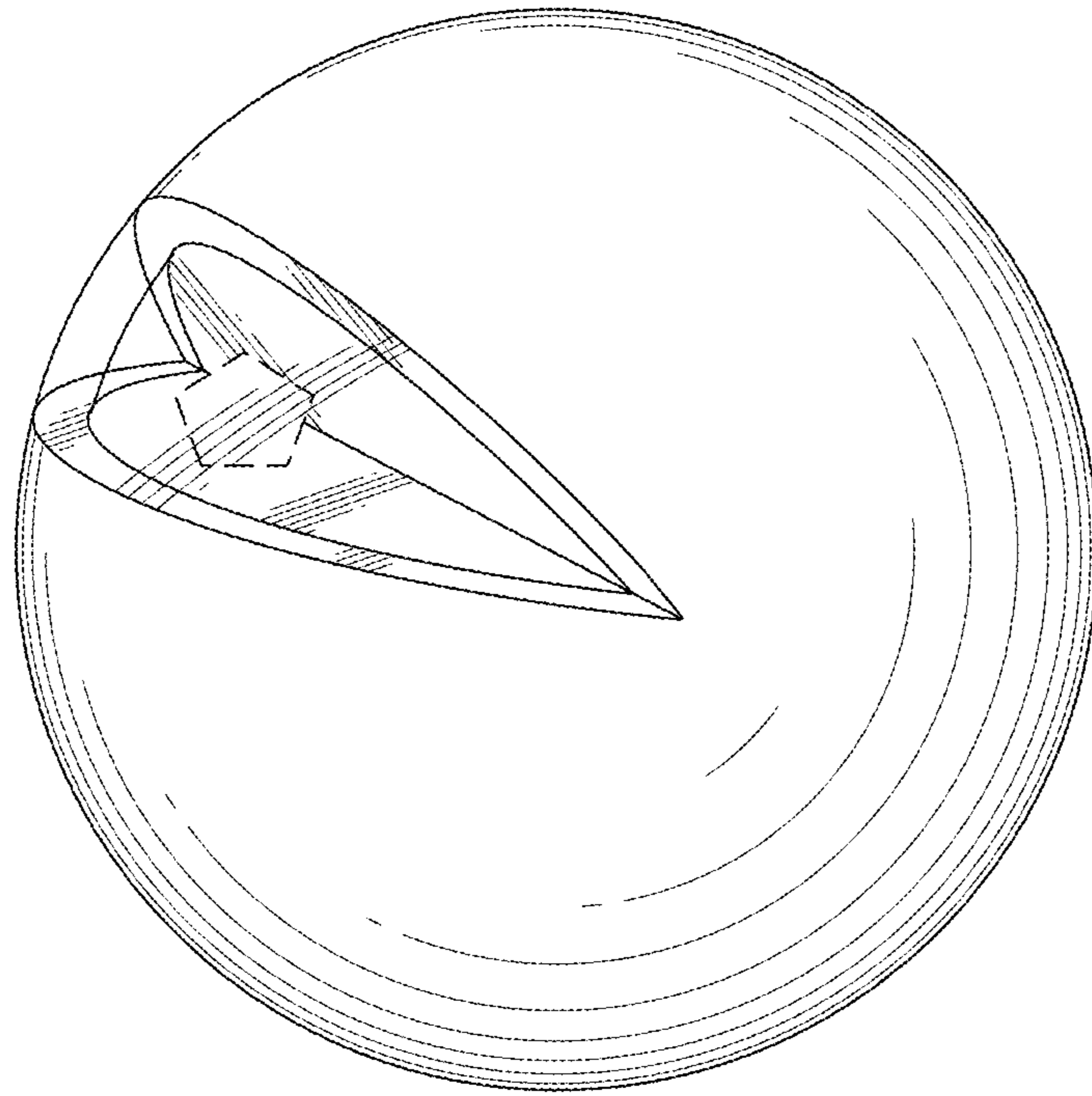


Fig. 3