



US00D721264S

(12) **United States Design Patent**
Babicki

(10) **Patent No.:** **US D721,264 S**
(45) **Date of Patent:** **** Jan. 20, 2015**

- (54) **PORTABLE HANGING DEVICE**
- (71) Applicant: **Traveler Technologies LLC**, Dearborn, MI (US)
- (72) Inventor: **Andrew T. Babicki**, Dearborn, MI (US)
- (73) Assignee: **Traveler Technologies LLC**, Dearborn, MI (US)
- (**) Term: **14 Years**
- (21) Appl. No.: **29/462,812**
- (22) Filed: **Aug. 8, 2013**
- (51) **LOC (10) Cl.** **08-05**
- (52) **U.S. Cl.**
USPC **D8/367**
- (58) **Field of Classification Search**
CPC A47G 1/00; A47G 25/00
USPC D8/367, 354, 349, 373, 372; D6/323;
248/301-304, 339
See application file for complete search history.

D700,042	S	*	2/2014	Cobianco	D8/367
D700,830	S	*	3/2014	Brockman	D8/367
2005/0087662	A1	*	4/2005	Jacobs	248/339
2007/0119891	A1	*	5/2007	Lawrence	224/669
2009/0000086	A1	*	1/2009	Bing	24/592.11

* cited by examiner

Primary Examiner — Cynthia Underwood
(74) *Attorney, Agent, or Firm* — Howard & Howard Attorneys PLLC

(57) **CLAIM**

An ornamental design for a portable hanging device, as shown and described.

DESCRIPTION

FIG. 1 is a front prospective view of a portable hanging device in an environment of use, where the portable hanging device is shown reduced in scale.

FIG. 2 is a rear perspective view of the portable hanging device shown in FIG. 1.

FIG. 3 is a front view of the portable hanging device of FIG. 2.

FIG. 4 is a rear view of the portable hanging device of FIG. 2.

FIG. 5 is a top view of the portable hanging device of FIG. 2.

FIG. 6 is a bottom view of the portable hanging device of FIG. 2.

FIG. 7 is a right side view of the portable hanging device of FIG. 2; and,

FIG. 8 is a left side view of the portable hanging device of FIG. 2.

The elements (e.g. the article and the support unit) shown in broken lines in FIG. 1 are for illustrative purposes only to disclose the environment related to the claimed design, and forms no part of the claimed design.

(56) **References Cited**

U.S. PATENT DOCUMENTS

D31,995	S	*	12/1899	Alker	D8/370
D176,759	S	*	1/1956	Frank	D8/367
5,575,446	A	*	11/1996	Swenson et al.	248/304
D461,704	S	*	8/2002	Lelievre	D8/367
D469,682	S	*	2/2003	Gary et al.	D8/367
D493,092	S	*	7/2004	Kalat	D8/367
D524,636	S	*	7/2006	Burnett	D8/370
D560,924	S	*	2/2008	Walker et al.	D6/396
7,475,859	B2	*	1/2009	Selders	248/304
D631,333	S	*	1/2011	Bauer et al.	D8/367
D646,556	S	*	10/2011	Kelleghan	D8/356
D652,710	S	*	1/2012	Yokota et al.	D8/356
D682,094	S	*	5/2013	Lester et al.	D9/434
D694,613	S	*	12/2013	Miles	D8/367

1 Claim, 4 Drawing Sheets

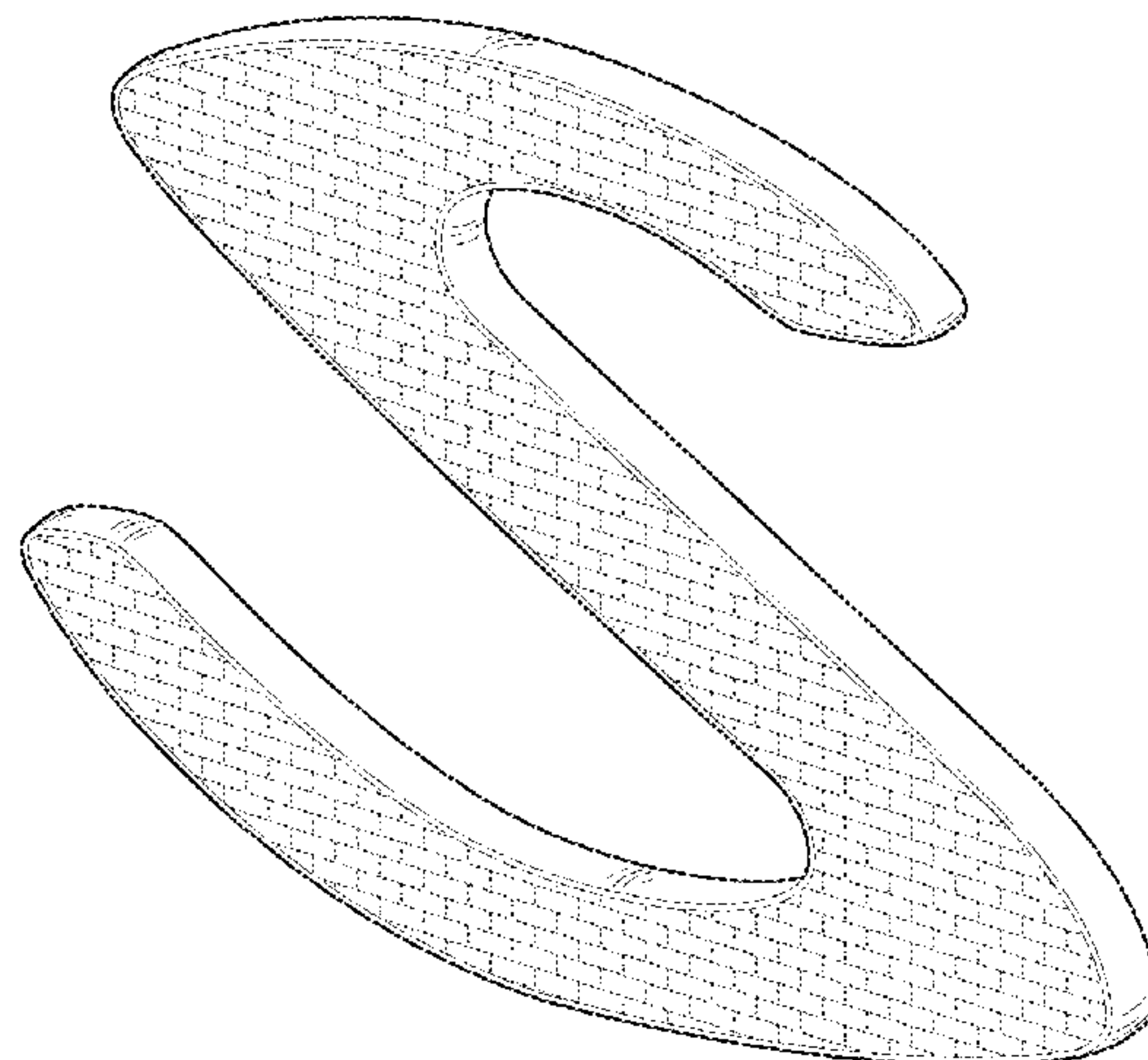
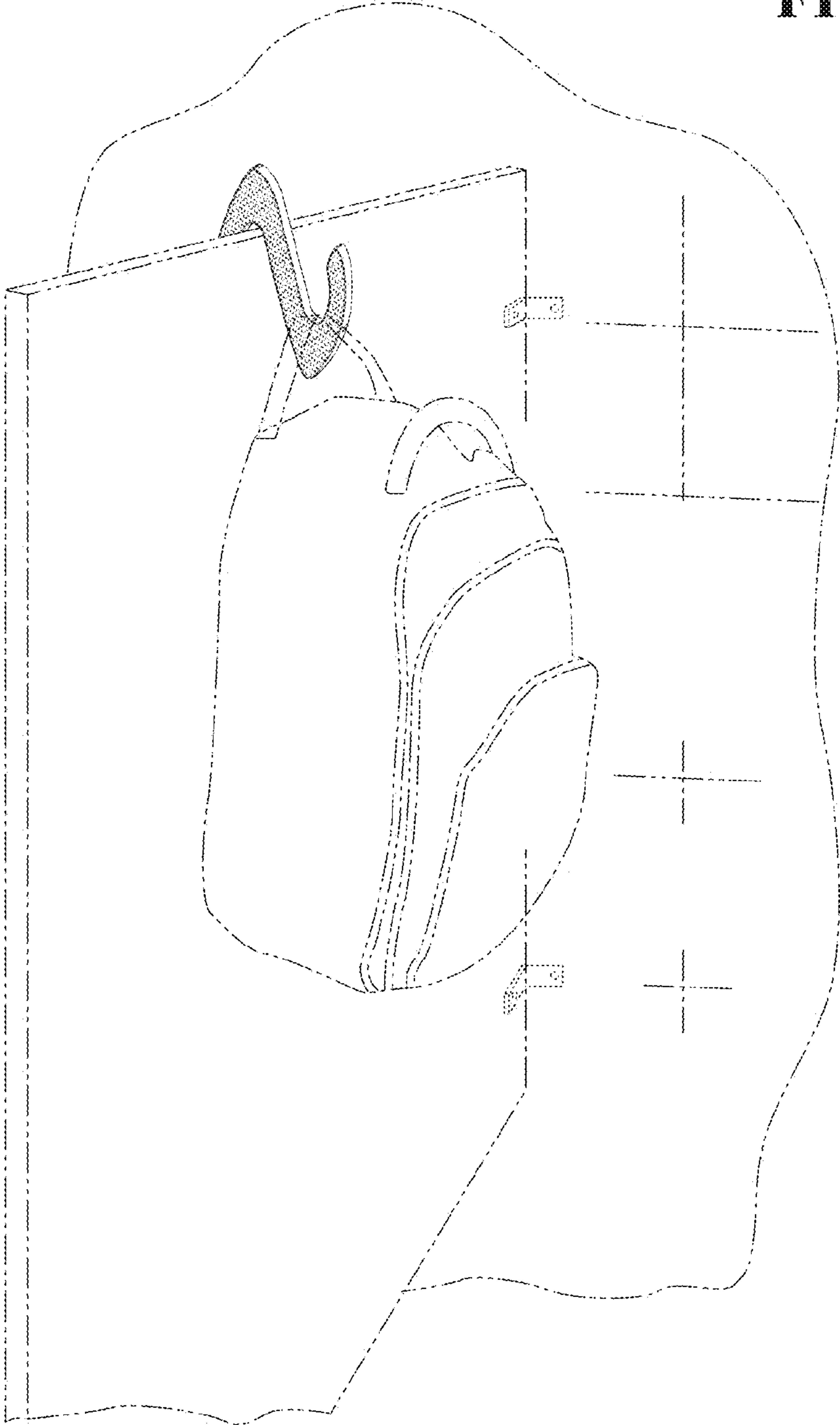


FIG. 1



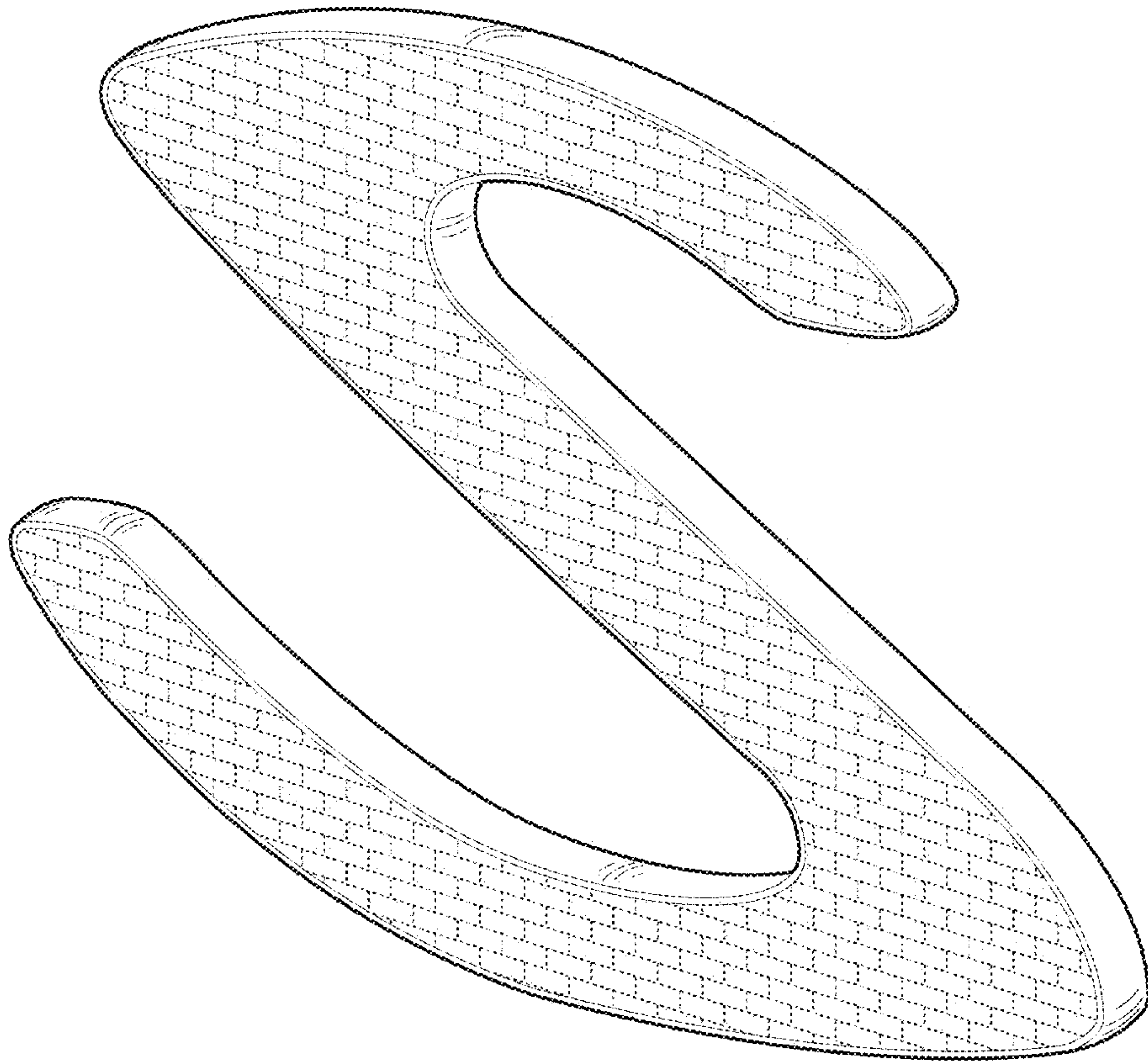


FIG. 2

FIG. 3




FIG. 4




FIG. 5



FIG. 6




FIG. 7



FIG. 8