



US00D721242S

(12) **United States Design Patent**
Sonmez

(10) **Patent No.:** **US D721,242 S**
(45) **Date of Patent:** **** Jan. 20, 2015**

- (54) **FURNITURE ITEM**
- (71) Applicant: **Mondi Yatak Yorgan Sanayi Ve Ticaret Anonim Sirket, Kayseri (TR)**
- (72) Inventor: **Osman Tanzer Sonmez, Kayseri (TR)**
- (73) Assignee: **Mondi Yatak Yorgah Sanayi Ve Ticaret Anonim Sirketi, Kayseri (TR)**

D569,123 S *	5/2008	Roouz et al.	D6/381
D603,618 S *	11/2009	Weiss	D6/381
D604,957 S *	12/2009	Weiss	D6/381
D610,366 S *	2/2010	Kanhasamy	D6/381
D614,419 S *	4/2010	Andersen	D6/381
D615,766 S *	5/2010	Andersen	D6/381
D621,174 S *	8/2010	Kanhasamy	D6/381
D635,791 S *	4/2011	Kanhasamy	D6/381
D635,793 S *	4/2011	Kanhasamy	D6/381
D635,794 S *	4/2011	Kanhasamy	D6/381
D675,460 S *	2/2013	Kanhasamy	D6/381

(**) Term: **14 Years**

* cited by examiner

(21) Appl. No.: **29/501,510**

Primary Examiner — Sandra Snapp

(22) Filed: **Sep. 4, 2014**

(74) *Attorney, Agent, or Firm* — Inventa Capital PLC

(51) **LOC (10) Cl.** **06-01**

(57) **CLAIM**

(52) **U.S. Cl.**
USPC **D6/381**

The ornamental design for a furniture item, as shown and described.

(58) **Field of Classification Search**
 CPC A47C 17/00; A47C 17/02; A47C 17/12;
 A47C 17/18; A47C 7/021; A47C 31/00;
 A47C 3/16
 USPC D6/334, 335, 336, 381; 297/94, 118,
 297/188.01, 445.1, 448.1, 452.11, DIG. 7,
 297/DIG. 8

DESCRIPTION

See application file for complete search history.


FIG. 1 is a perspective view of a furniture item of the present invention;
 FIG. 2 is a perspective front view of the furniture item;
 FIG. 3 is a perspective rear view of the furniture item;
 FIG. 4 is a perspective right side view of the furniture item;
 FIG. 5 is a perspective left side view of the furniture item;
 FIG. 6 is a perspective top view of the furniture item; and,
 FIG. 7 is a perspective bottom view of the furniture item.
 The broken lines shown in the drawings are for illustrative purposes only and form no part of the claimed design. The crisscross pattern of lines in the drawings represents material that is understood to be distributed uniformly over the surface of the furniture item.

(56) **References Cited**

U.S. PATENT DOCUMENTS

4,110,855 A *	9/1978	Acker	5/45
4,292,698 A *	10/1981	Acker	5/45
D272,968 S *	3/1984	Fairaizen	D6/381
D446,962 S *	8/2001	Mourgue	D6/381
D498,075 S *	11/2004	Mourgue	D6/381

1 Claim, 7 Drawing Sheets



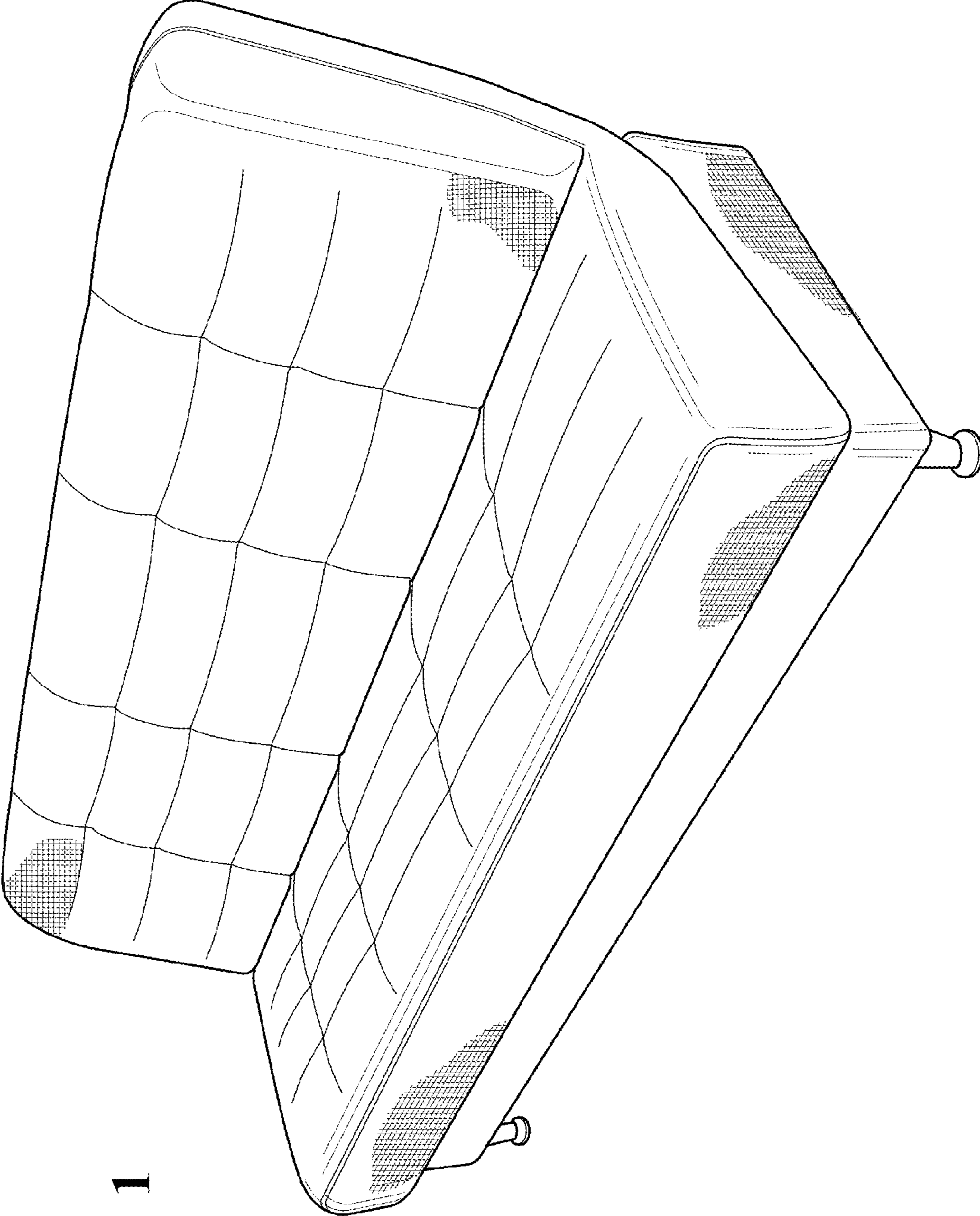


FIG. 1

FIG. 2

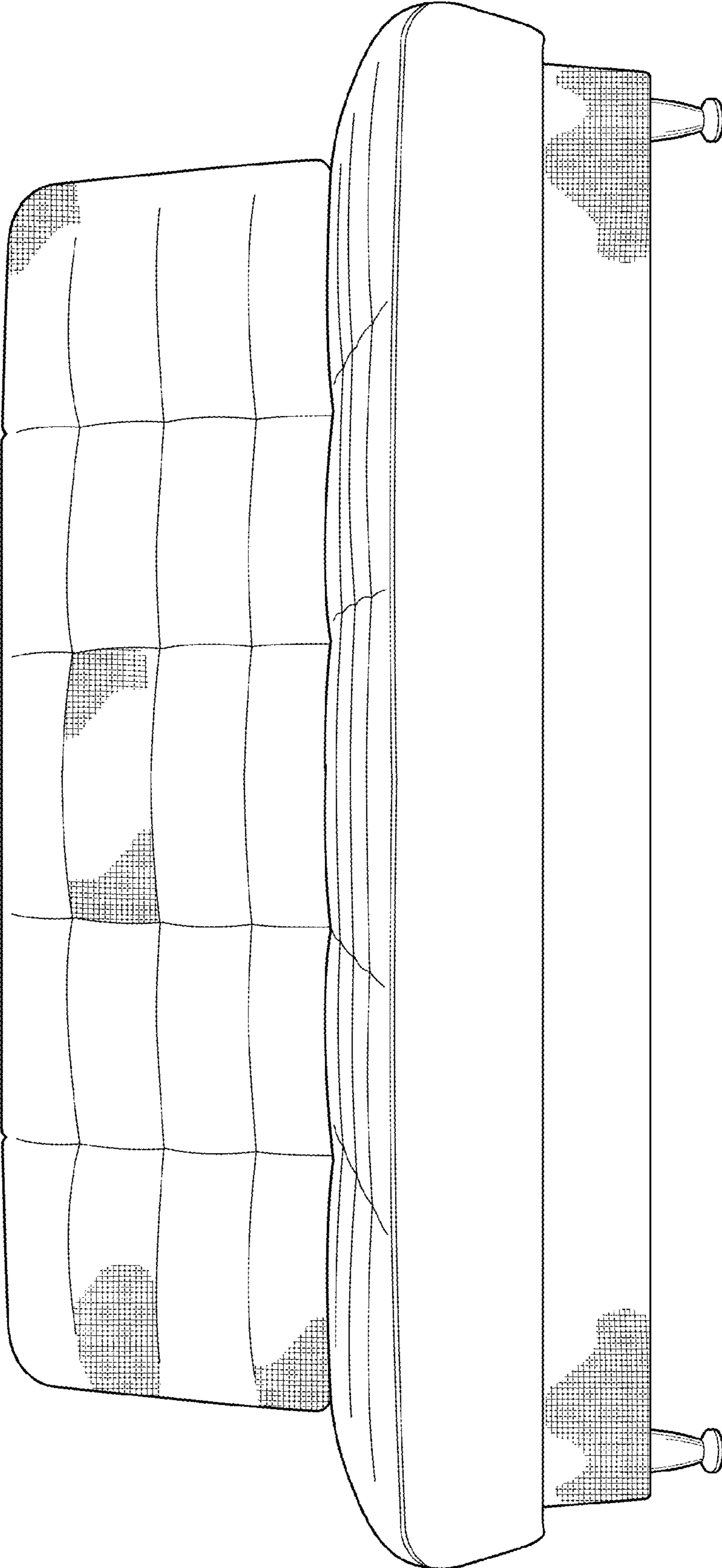


FIG. 3


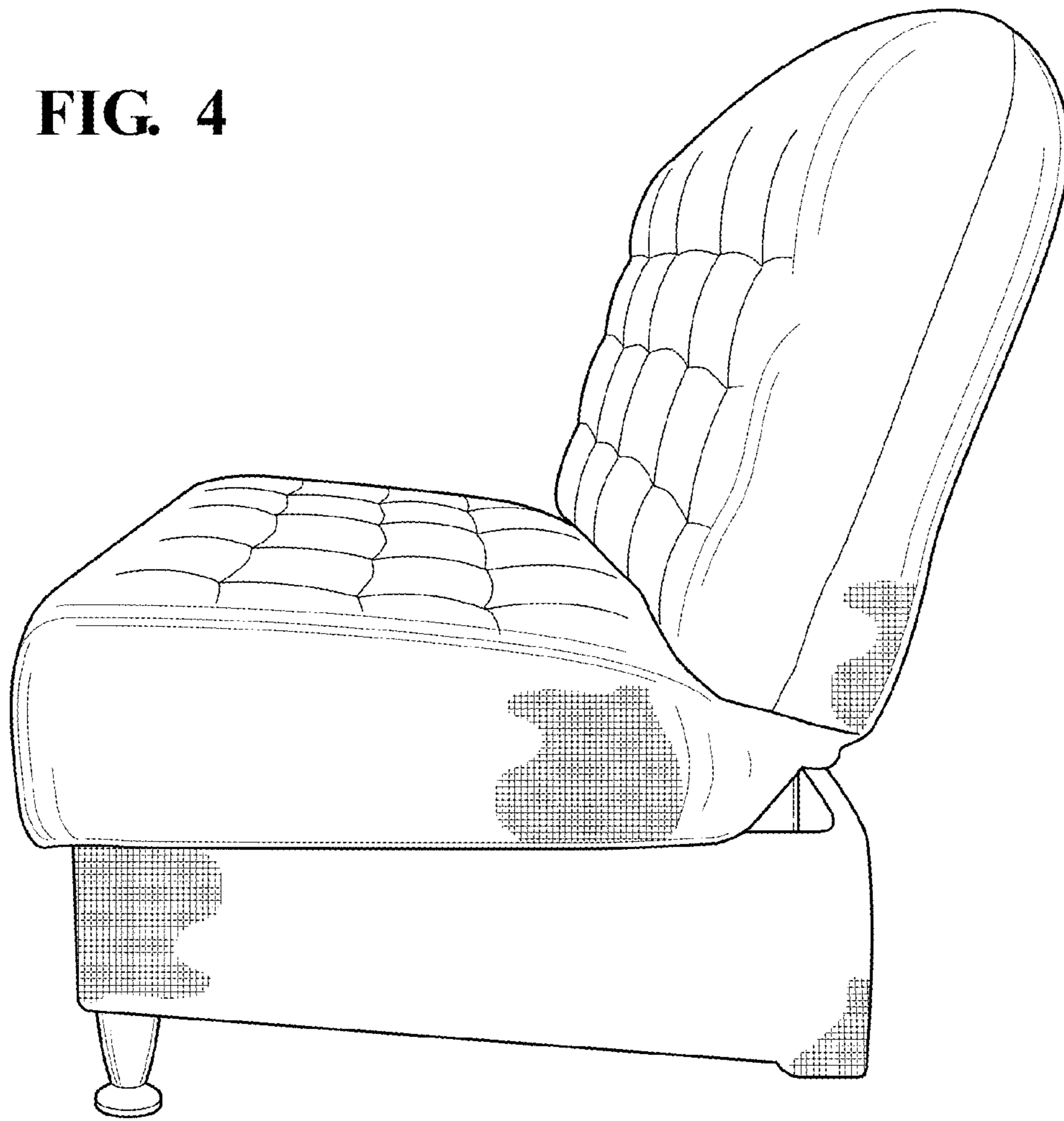


FIG. 4



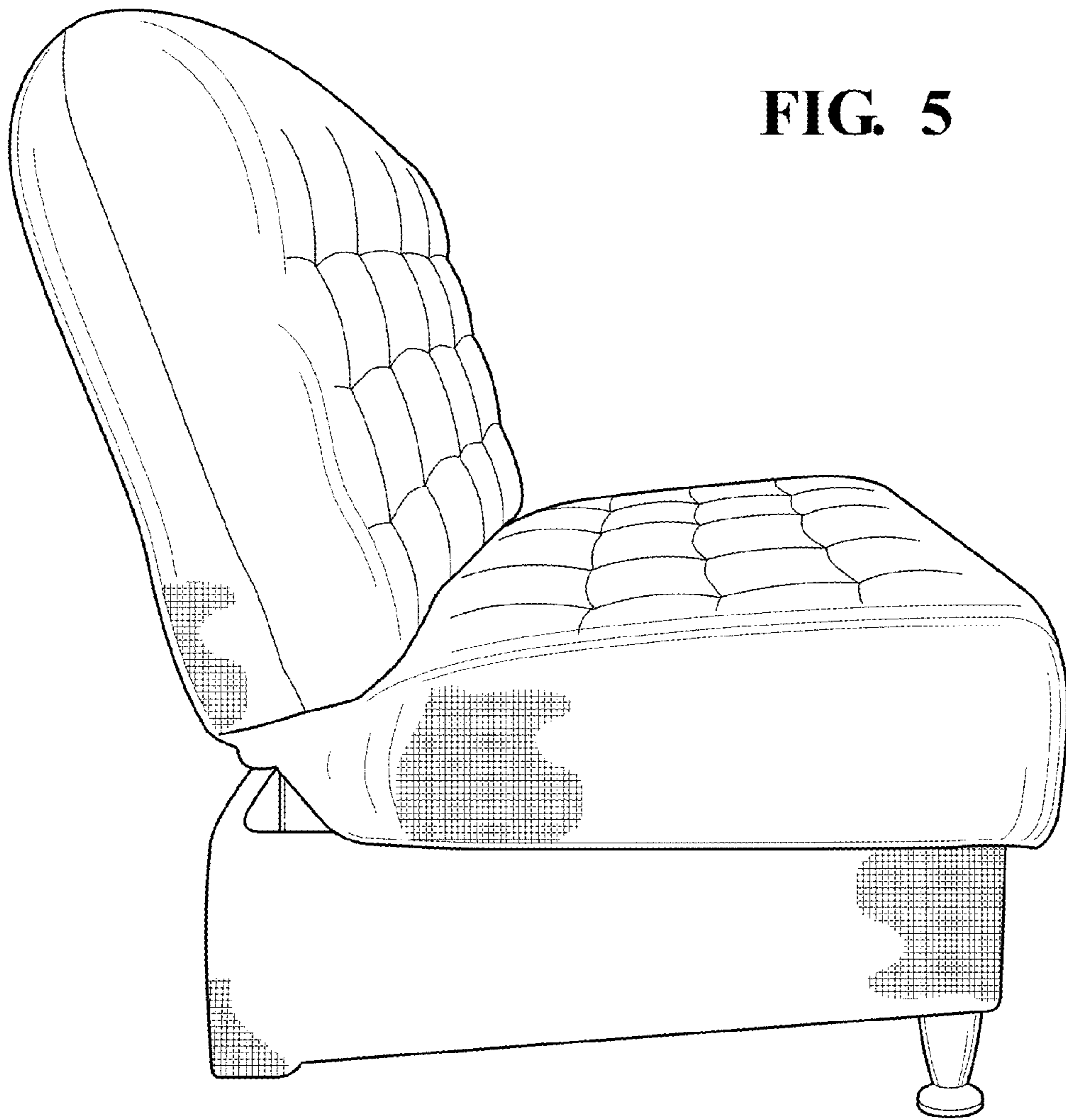


FIG. 5

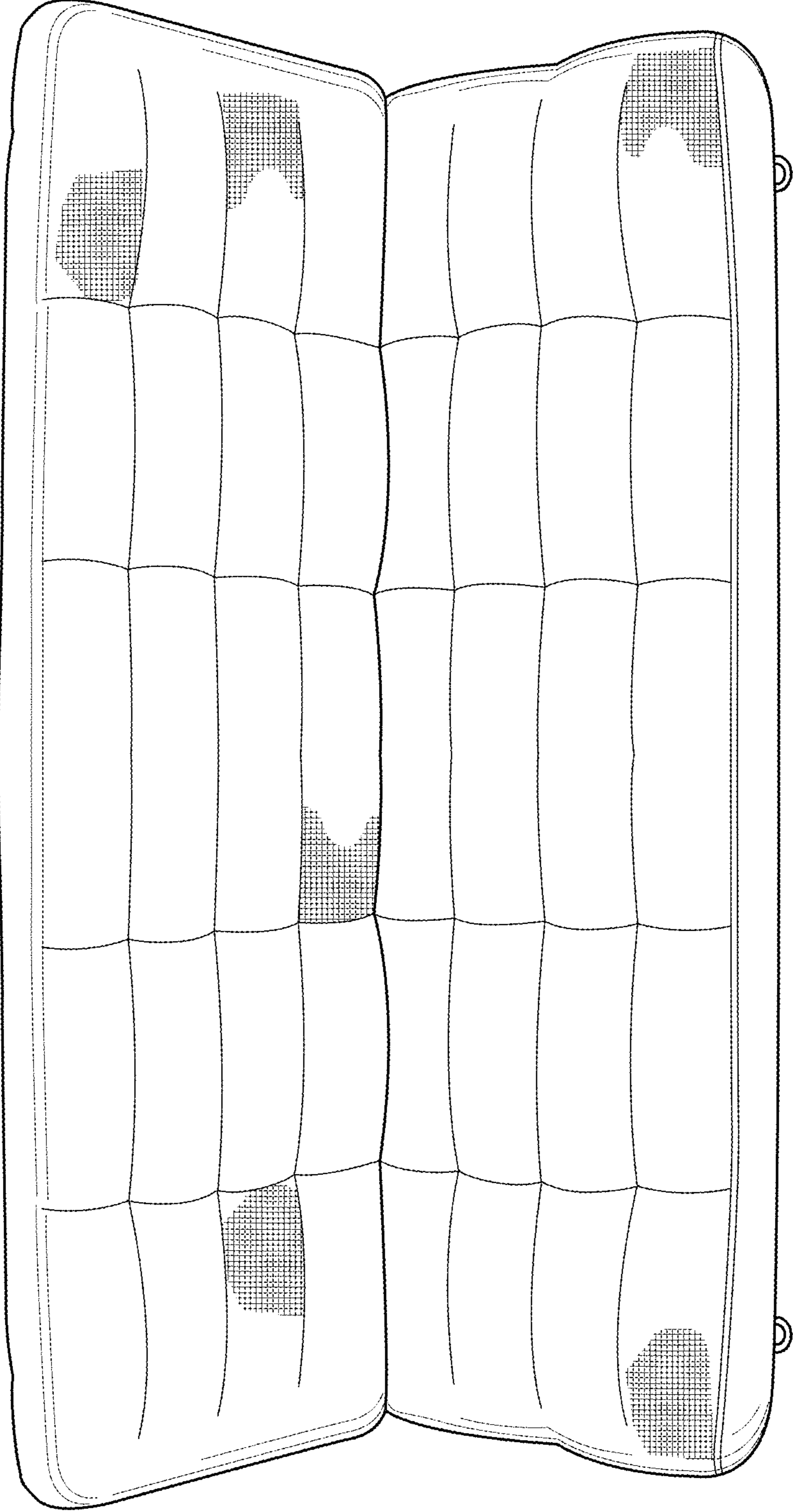


FIG. 6

FIG. 7

