



US00D721235S

(12) **United States Design Patent**
Goodwin

(10) **Patent No.:** **US D721,235 S**
(45) **Date of Patent:** **** Jan. 20, 2015**

(54) **SHADOWBOX WITH A SPORT THEMED COMPONENT**

D598,662 S * 8/2009 Stein D6/300
7,686,712 B2 * 3/2010 Sifrit 473/478
D620,267 S * 7/2010 Terrutty D6/358

(71) Applicant: **Schylar Dale Goodwin**, Westerville, OH (US)

(Continued)

(72) Inventor: **Schylar Dale Goodwin**, Westerville, OH (US)

OTHER PUBLICATIONS

(73) Assignee: **Strategic Property Transformation, LLC**, Westerville, OH (US)

Hockey goal, available Feb. 2, 2010, [online], [site visted Sep. 8, 2014]. Available from internet, <URL: <http://www.arizonasportsequiptment.com/hockey/complete-hockey-goals/pond-hockey-goals/sku/p36x12/>>.*

(Continued)

(**) Term: **14 Years**

Primary Examiner — Cathron Brooks
Assistant Examiner — Teddy Falloway

(21) Appl. No.: **29/467,987**

(57) **CLAIM**

(22) Filed: **Sep. 25, 2013**

The ornamental design for a shadowbox with a sport themed component, as shown and described.

(51) **LOC (10) Cl.** **06-07**

DESCRIPTION

(52) **U.S. Cl.**
USPC **D6/303**

(58) **Field of Classification Search**

USPC D6/300–312; D11/132, 133, 143;
D21/318, 339, 355, 698, 699, 705, 710,
D21/727; 482/93, 105; 473/438, 446

See application file for complete search history.

(56) **References Cited**

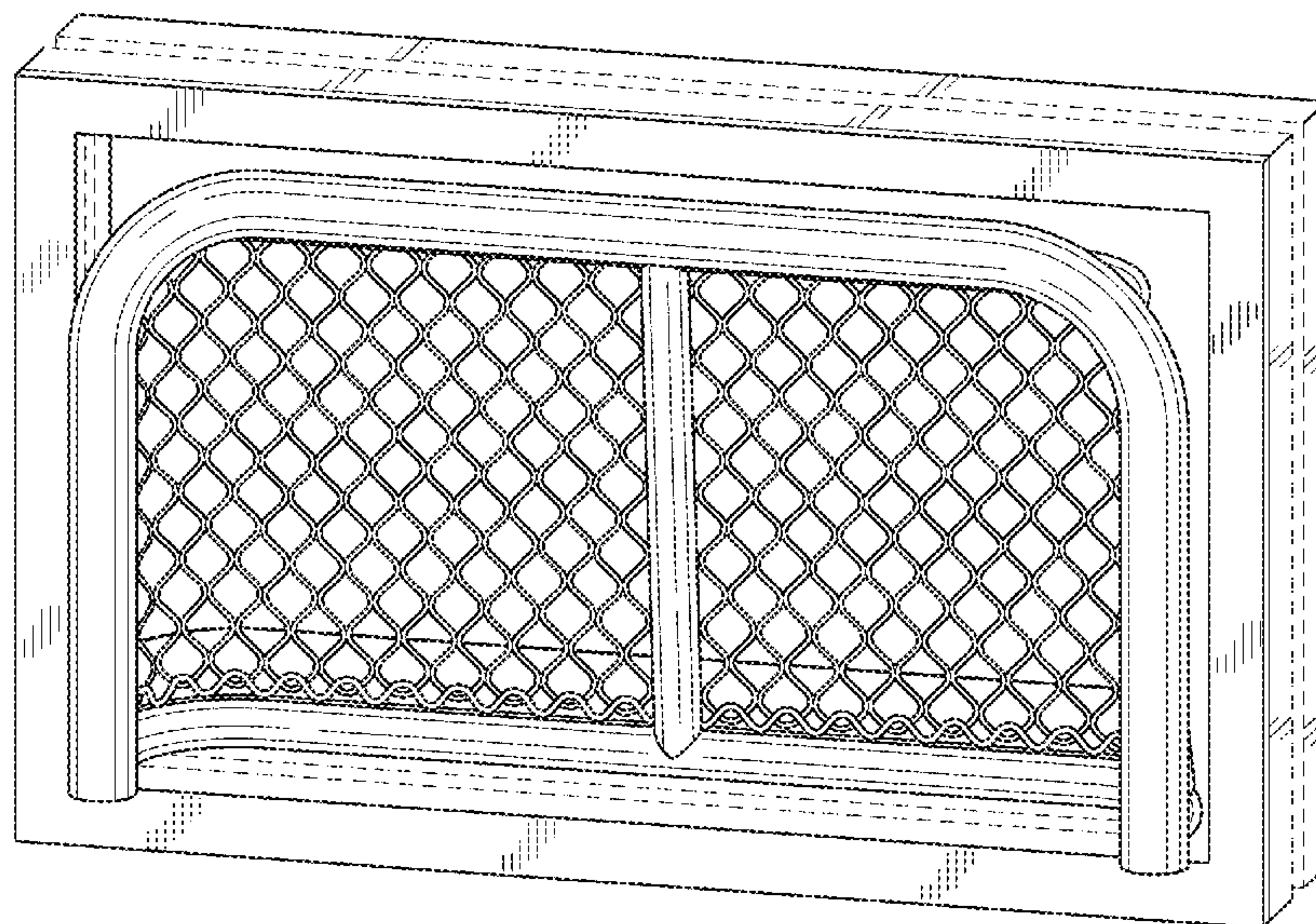
U.S. PATENT DOCUMENTS

4,721,306	A *	1/1988	Shewchuk	473/478
4,726,133	A *	2/1988	Rainone et al.	40/780
D358,184	S *	5/1995	Amburgey et al.	D21/705
5,496,040	A *	3/1996	Amburgey et al.	473/478
D449,084	S *	10/2001	Walters	D21/705
6,770,003	B2 *	8/2004	Loverock et al.	473/478
6,918,846	B2 *	7/2005	Chen	473/479
7,229,368	B1 *	6/2007	Fertig	473/478
7,371,195	B2 *	5/2008	Stevens	473/478
D587,463	S *	3/2009	Franco et al.	D6/300
D590,459	S *	4/2009	Caswell	D21/705

FIG. 1 is a perspective front view of a shadowbox with a sport themed component;
FIG. 2 is a front elevation view of the shadowbox with a sport themed component;
FIG. 3 is a rear elevation view of the shadowbox with a sport themed component;
FIG. 4 is a left side elevation view of the shadowbox with a sport themed component; the right side elevation view being a mirror image thereof;
FIG. 5 is a top plan view of the shadowbox with a sport themed component; and,
FIG. 6 is a bottom plan view of the shadowbox with a sport themed component.

The shadow box is shown with a symbolic break in its depth, represented by broken lines. The appearance of any portion of the article between the broken lines forms no part of the claimed design.

1 Claim, 3 Drawing Sheets



(56)

References Cited

U.S. PATENT DOCUMENTS

D649,209	S *	11/2011	Silvi	D21/705
8,052,545	B1 *	11/2011	Assenheimer, III	473/446
D654,703	S *	2/2012	LeMay	D6/300
8,460,128	B2 *	6/2013	Elpers	473/431
8,506,428	B2 *	8/2013	Davies	473/478
2004/0072633	A1 *	4/2004	Webb	473/478
2004/0072634	A1 *	4/2004	Webb	473/478
2004/0214667	A1 *	10/2004	Riley	473/478
2006/0000920	A1 *	1/2006	Leonard	239/34
2008/0214331	A1 *	9/2008	Talafous et al.	473/446
2009/0036238	A1 *	2/2009	Sheehan	473/446
2011/0165973	A1 *	7/2011	Lopez	473/478

2012/0295741 A1* 11/2012 Davies 473/478

OTHER PUBLICATIONS

Hockey goal, available Jul. 9, 2012, [online], [site visted Sep. 8, 2014]. Available from internet, <URL: <http://www.rinksystems.com/products/accessories/goal-frames-pads-netting.html>.*

Air hockey desktop, available Dec. 6, 2011, [online], [site visted Sep. 8, 2014]. Available from internet, <URL: <http://www.innovatoys.com/novelties/play-air-hover-hockey/6063>.*

* cited by examiner

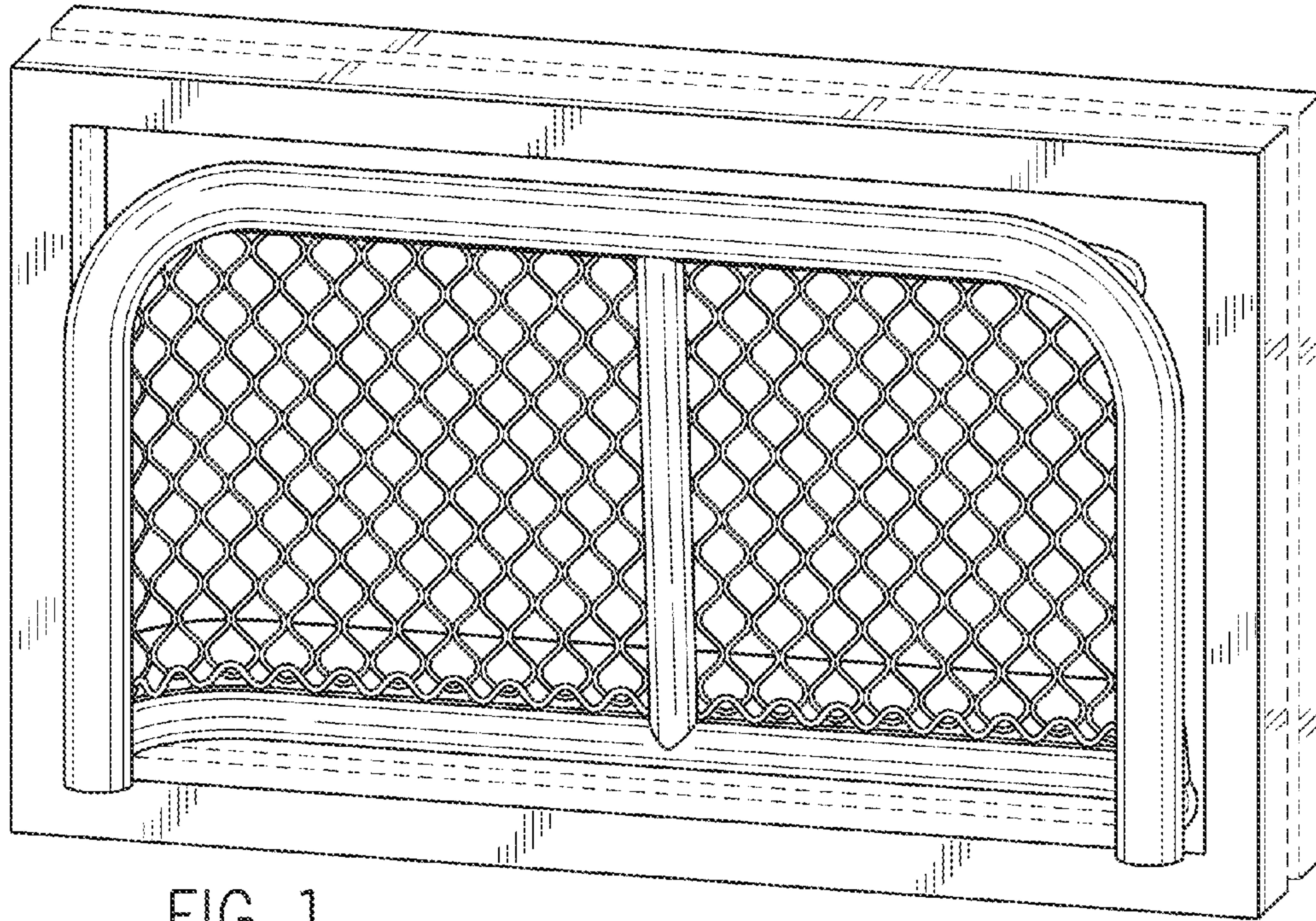


FIG. 1

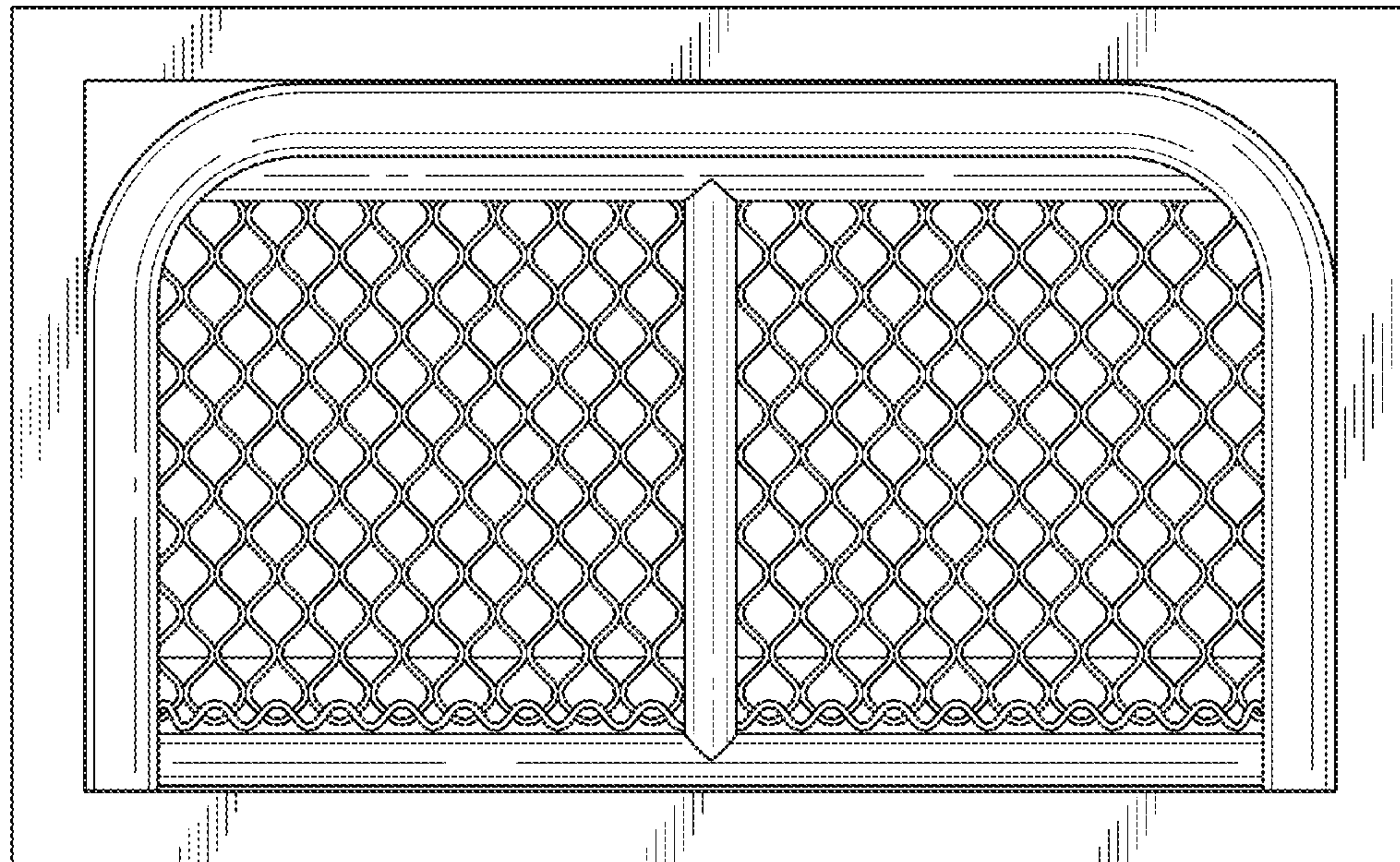


FIG. 2




FIG. 3

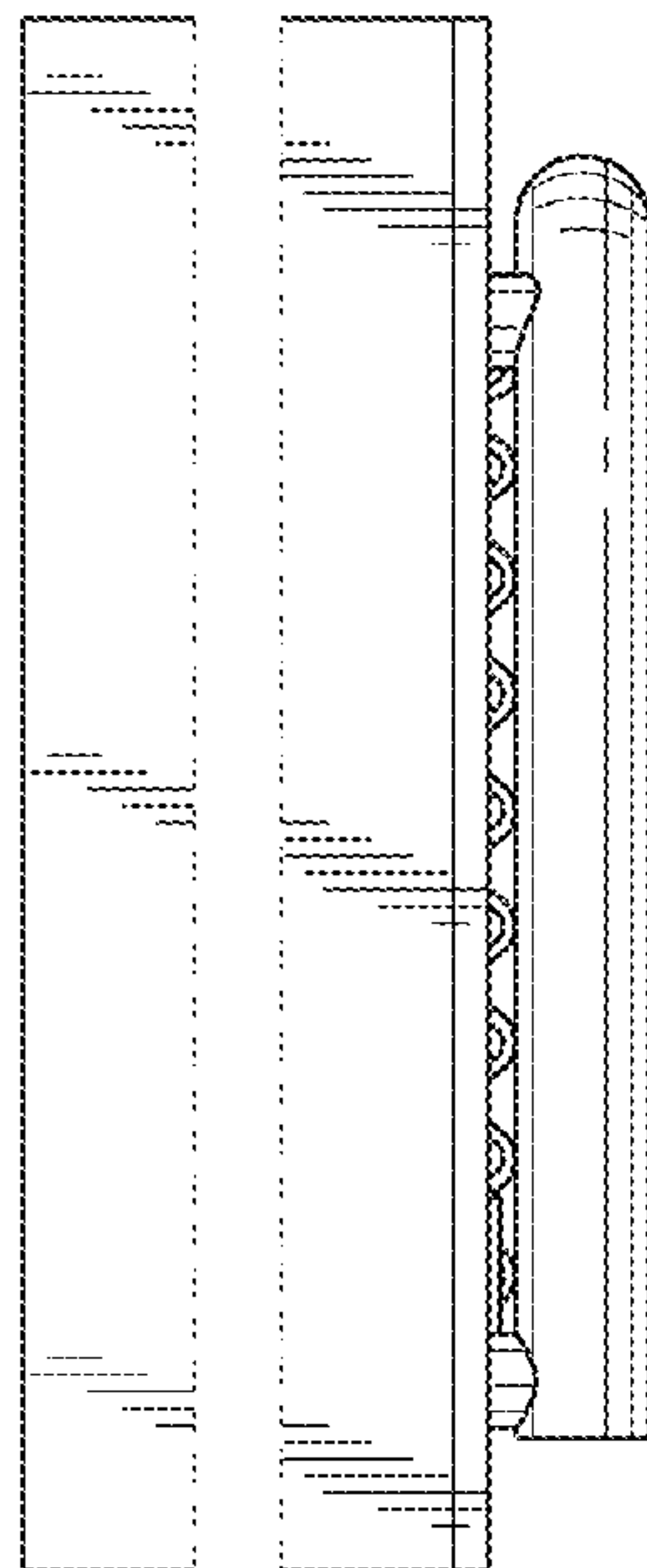


FIG. 4

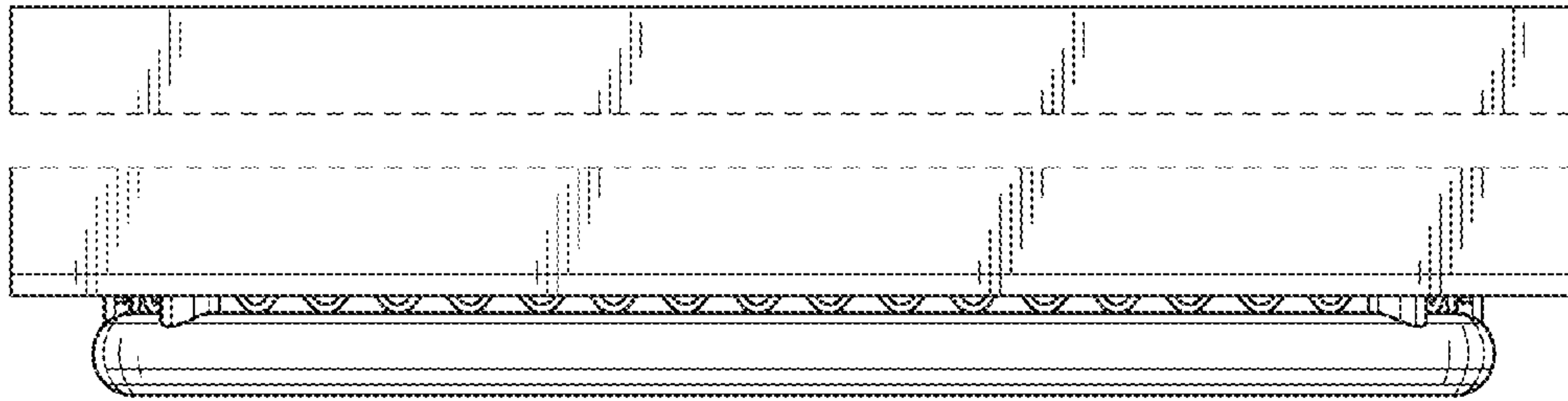


FIG. 5

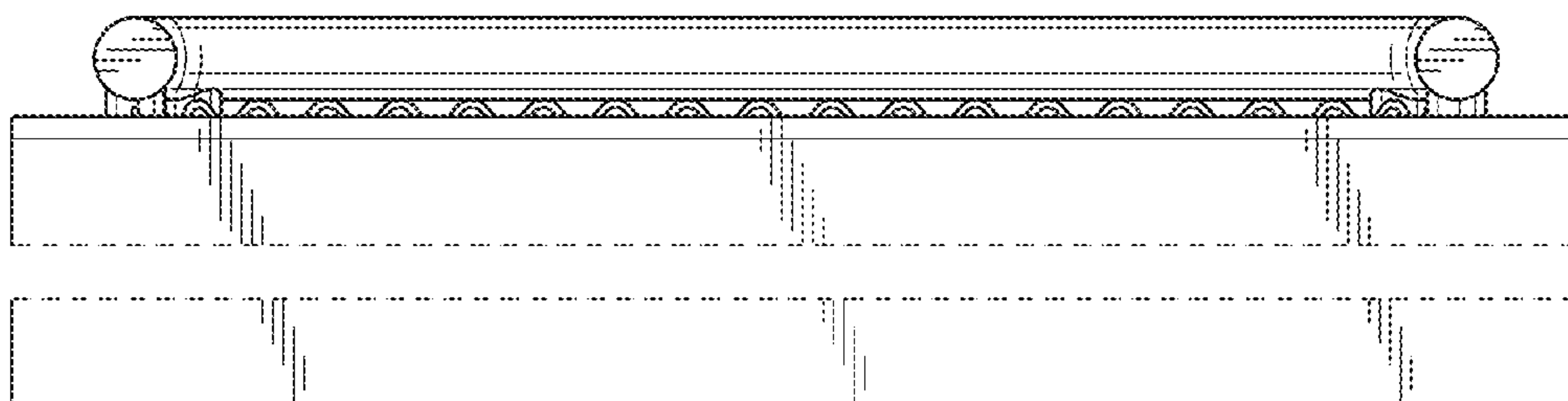


FIG. 6