



US00D721222S

(12) **United States Design Patent**
Curran

(10) **Patent No.:** **US D721,222 S**
(45) **Date of Patent:** **** Jan. 20, 2015**

(54) **RUFFLE TIE**

(71) Applicant: **Jennifer L. Curran**, Meredith, NH (US)

(72) Inventor: **Jennifer L. Curran**, Meredith, NH (US)

(**) Term: **14 Years**

(21) Appl. No.: **29/488,453**

(22) Filed: **Apr. 18, 2014**

(51) **LOC (10) Cl.** **02-05**

(52) **U.S. Cl.**
USPC **D2/605**

(58) **Field of Classification Search**

USPC D2/500, 501, 502, 503, 504, 505, 506,
D2/507, 508, 600, 601, 602, 604, 605, 606,
D2/607, 608, 609, 881, 823; D28/41;
D29/108; D30/145, 151, 152; 2/129,
2/140, 144, 145, 146, 147, 148, 149, 207

See application file for complete search history.

(56) **References Cited**

U.S. PATENT DOCUMENTS

4,042,358	A *	8/1977	Frohman	55/497
D323,907	S *	2/1992	Andrade	D28/41
5,379,782	A *	1/1995	Tabb	132/275
5,558,221	A *	9/1996	Scior	206/308.3
D397,510	S *	8/1998	Sears	D28/41
D412,220	S *	7/1999	Falloon	D28/41
D495,619	S *	9/2004	Ward	D11/120
D664,742	S *	8/2012	Buffington	D2/886
2010/0203264	A1 *	8/2010	Bennett	428/7

OTHER PUBLICATIONS

Ruffled tie sewn onto girl's shirt, in blog posting "Preppy Princess on President's day," by B.Jane (on-line); posted to the Internet on Feb. 21, 2011. Retrieved from the Internet on Aug. 24, 2014. URL: <http://www.bjanebrewing.com/2011/02/preppy-princess-on-presidents-day.html>. (7 pages).*

One of a Kind Ruff and Limited Edition Katherine neckties, in blog posting, "Craft + Design Show Nov. 17th & 18th," by Nicole Deponte (on-line); posted to the Internet Nov. 1, 2012. Retrieved from the Internet on Aug. 24, 2014. URL: http://lilianasterfield.blogspot.com/2012_11_01_archive.html. (6 pages).*

Necktie Necklace, in blog posting, "Lilian Asterfield: Necktie Neck- lace," by Nicole Depont (on-line); posted to the Internet May 6, 2011. Retrieved from the Internet on Aug. 24, 2014. URL: <http://lilianasterfield.blogspot.com/2011/05/necktie-necklace.html>. (5 pages).*

New One of A Kind/Vintage Scarves!!!, blog posting by Nicole Depont (on-line); posted to the Internet on May 26, 2011. Retrieved from the Internet on Aug. 24, 2014. URL: <http://lilianasterfield.blogspot.com/2011/05/new-one-of-kindvintage-double-ruffle.html>. (6 pages).*

(Continued)

Primary Examiner — Karen E Eldridge Powers

(74) *Attorney, Agent, or Firm* — Michael J. Persson; Lawson Persson & Weldon-Francke, PC

(57) **CLAIM**

The ornamental design for a ruffle tie, as shown and described.

DESCRIPTION

FIG. 1 is a front perspective view of a ruffle tie shown being worn around the neck of a human.

FIG. 2 is a front elevation view of the ruffle tie of FIG. 1.

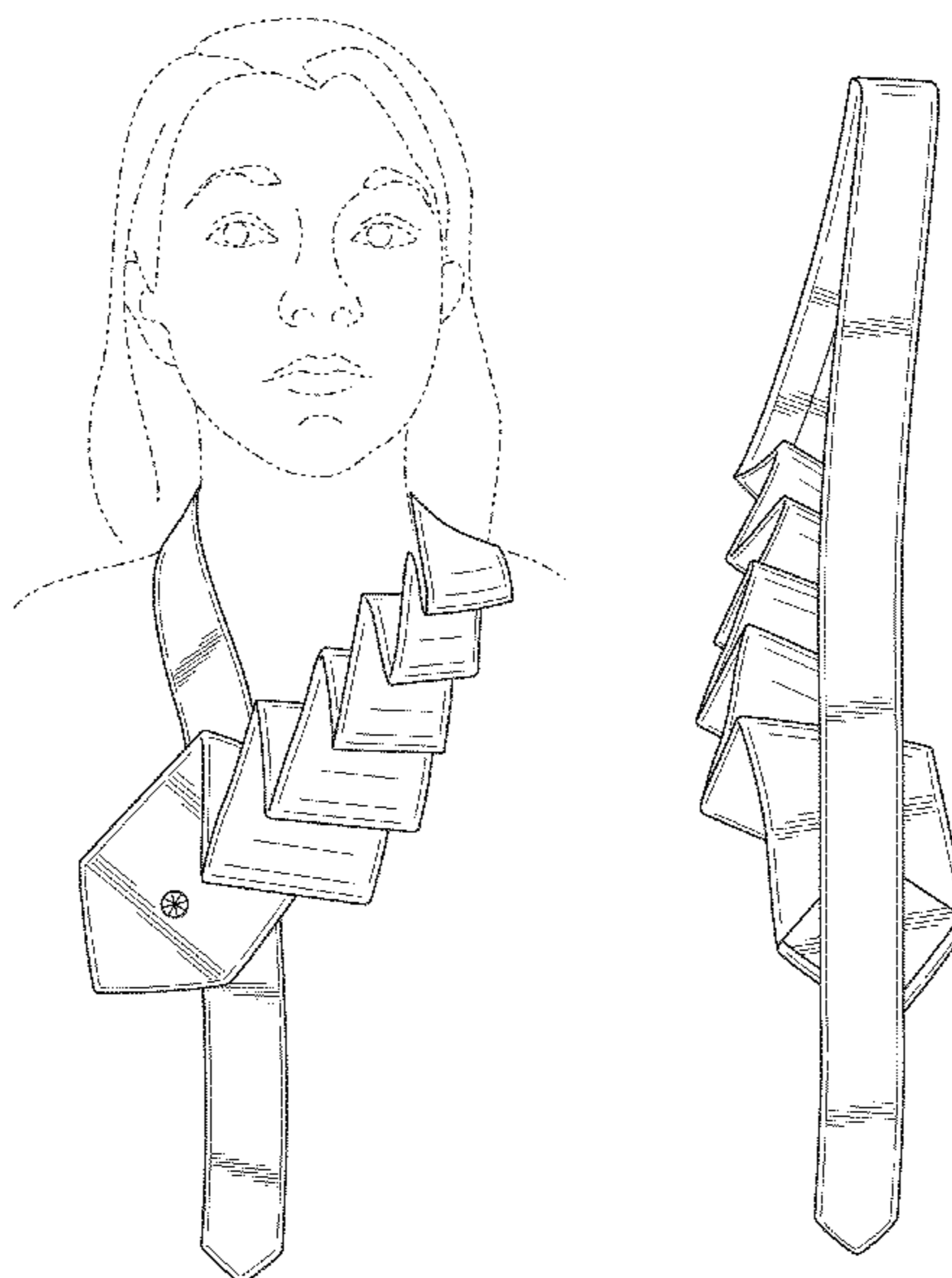
FIG. 3 is a back elevation view of the ruffle tie of FIG. 1.

FIG. 4 is a left side elevation view of the ruffle tie of FIG. 1; and,

FIG. 5 is a right side elevation view of the ruffle tie of FIG. 1.

The broken lines showing the partial human figure in FIG. 1 illustrate environmental subject matter meant to assist in showing how the claimed design appears when being worn and form no part of the claimed design.

1 Claim, 4 Drawing Sheets



(56)

References Cited

OTHER PUBLICATIONS

Photograph of blog author wearing ruffled tie scarf, in blog posting entitled, "Lilian Asterfield: American Craft Council Ties One on," (on-line); posted to the Internet on Feb. 2, 2012. Retrieved from the Internet on Aug. 24, 2014. URL: <http://lilianasterfield.blogspot.com/2012/02/american-craft-council-ties-one-on.html>. (6 pages).*

"Ruffled Neck tie Scarf Hand Crafted by She Dazzle on Opensky," added by She Dazzle (on-line); pinned from source website approxi-

mately Feb. 2014; this showing retrieved from the Internet on Aug. 24, 2014. URL: <http://www.pinterest.com/pin/331859066263779417/>. (3 pages).*

Inspired Ruffle Tie Shirt, on blog "Vintage Gwen: the best of me . . .", posted to the Internet on Jun. 2, 2011. Retrieved from the Internet on Aug. 24, 2014. URL: <http://www.vintagegwen.com/2011/06/inspired-ruffle-tie-shirt.html>. (15 pages).*

* cited by examiner

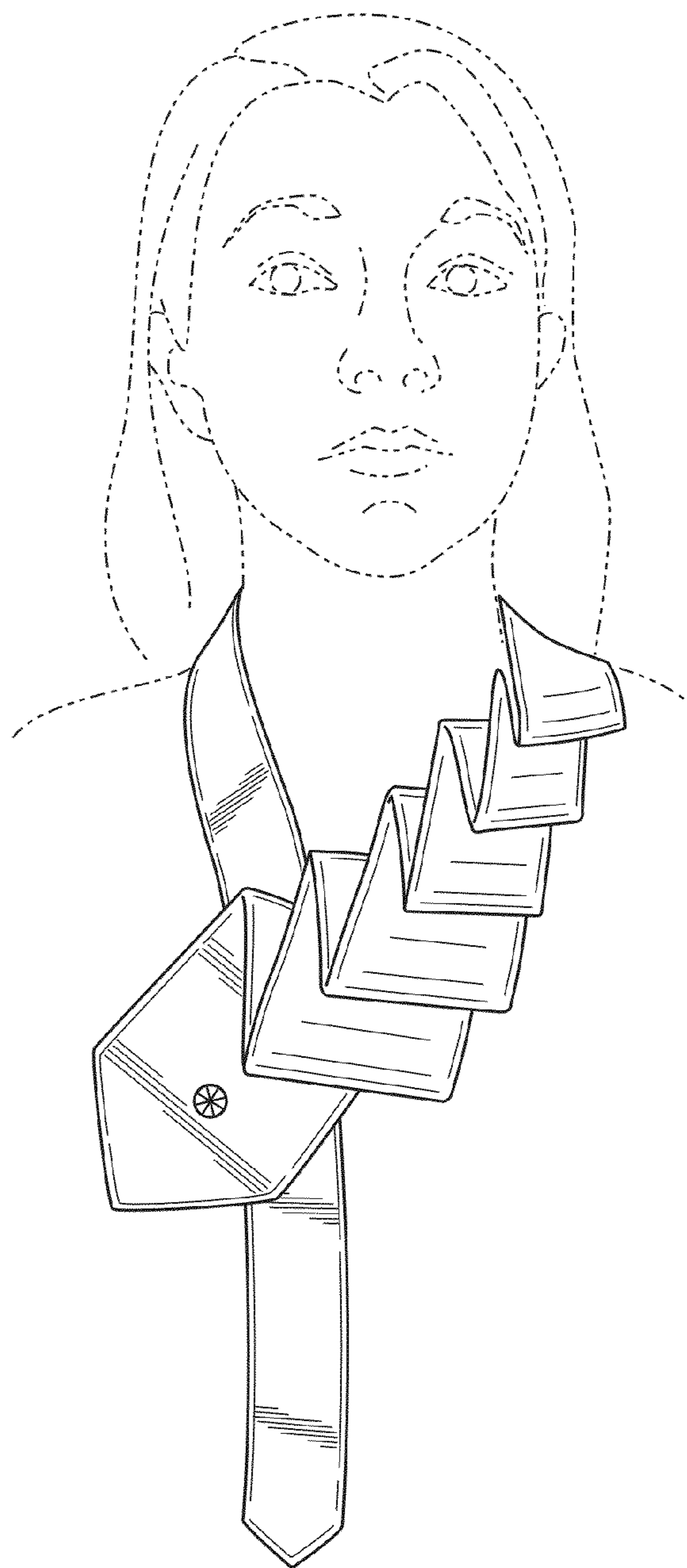


FIG. 1




FIG. 2




FIG. 3



FIG. 4



FIG. 5