



US00D721192S

(12) **United States Design Patent**  
**Carroll et al.**

(10) **Patent No.:** **US D721,192 S**  
(45) **Date of Patent:** **\*\* Jan. 13, 2015**

- (54) **LED LIGHT BULB**
- (71) Applicant: **Forever Bulb, LLC**, Grantsburg, WI (US)
- (72) Inventors: **David W. Carroll**, Grantsburg, WI (US); **Wendell Carroll**, Minneapolis, MN (US); **Terry L. Travis**, Nerstrand, MN (US)
- (73) Assignee: **Forever Bulb, LLC**, Grantsburg, WI (US)
- (\*\*) Term: **14 Years**
- (21) Appl. No.: **29/437,365**
- (22) Filed: **Nov. 15, 2012**
- (51) **LOC (10) Cl.** ..... **26-04**
- (52) **U.S. Cl.**  
USPC ..... **D26/2**
- (58) **Field of Classification Search**  
USPC ..... D26/1-4; 313/313, 315, 316, 317, 318, 313/493; 315/52, 53, 56, 57, 58  
See application file for complete search history.

- D620,155 S 7/2010 Wang et al.
- D623,774 S 9/2010 Tsai
- D626,667 S 11/2010 Jonsson et al.
- 8,013,501 B2 9/2011 Carroll et al.
- D646,408 S 10/2011 Shi
- D646,808 S 10/2011 Shi
- D646,809 S 10/2011 Shi
- D654,602 S 2/2012 Carroll et al.
- D663,051 S 7/2012 Xu et al.
- D664,684 S 7/2012 Carroll et al.
- D664,685 S 7/2012 Carroll et al.
- D668,797 S 10/2012 Xu
- 8,371,722 B2 2/2013 Carroll
- D691,290 S 10/2013 Carroll et al.
- D691,292 S 10/2013 Qiu
- D700,373 S 2/2014 Carroll et al.
- 2003/0031015 A1 2/2003 Ishibashi
- 2005/0207152 A1 9/2005 Maxik
- 2011/0101842 A1 5/2011 Valenzano
- 2012/0243230 A1 9/2012 Carroll et al.

\* cited by examiner

*Primary Examiner* — Marcus Jackson  
(74) *Attorney, Agent, or Firm* — Dicke, Billig & Czaja, PLLC


(57) **CLAIM**  
The ornamental design for a LED light bulb, as shown and described herein.

**DESCRIPTION**

FIG. 1 is a front, right perspective view of a LED light bulb, according to one example of the present disclosure; FIG. 2 is a bottom plan view of the light bulb of FIG. 1; FIG. 3 is a top plan view of the light bulb of FIG. 1; FIG. 4 is a front side view of the light bulb of FIG. 1; FIG. 5 is a rear side view of the light bulb of FIG. 1; FIG. 6 is a right side view of the light bulb of FIG. 1; and, FIG. 7 is a left side view of the light bulb of FIG. 1.

**1 Claim, 6 Drawing Sheets**

- (56) **References Cited**  
U.S. PATENT DOCUMENTS
- D531,741 S \* 11/2006 Takahashi ..... D26/2
- D538,953 S \* 3/2007 Mama ..... D26/2
- D548,369 S \* 8/2007 Bembridge ..... D26/2
- D549,360 S \* 8/2007 An ..... D26/2
- D550,864 S \* 9/2007 Hernandez et al. .... D26/2
- D553,267 S \* 10/2007 Yuen ..... D26/2
- D601,278 S 9/2009 Takahashi
- D610,277 S 2/2010 Lee
- D615,220 S 5/2010 Crane et al.
- D617,915 S 6/2010 Wada et al.
- 7,736,020 B2 6/2010 Baroky et al.




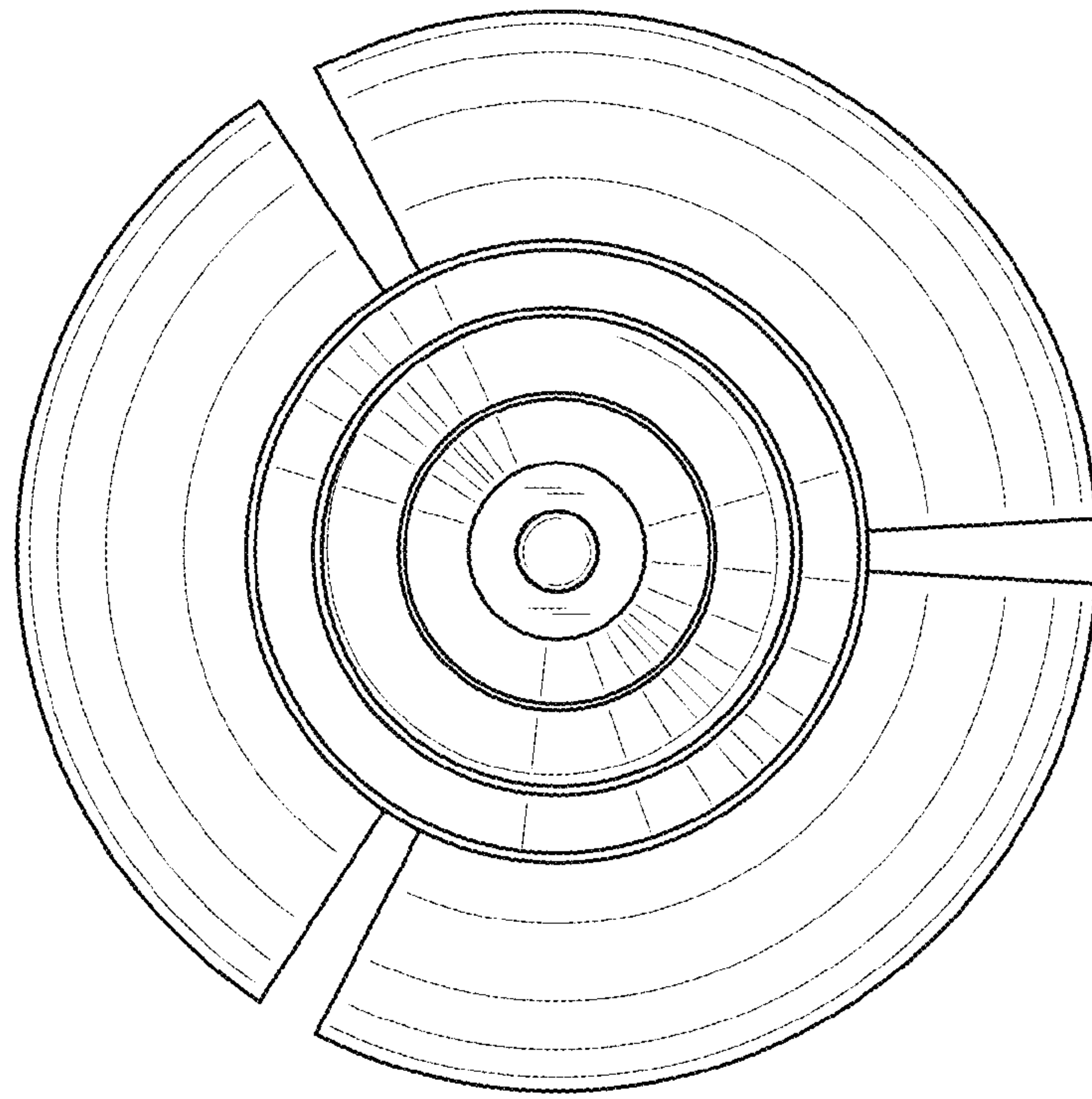
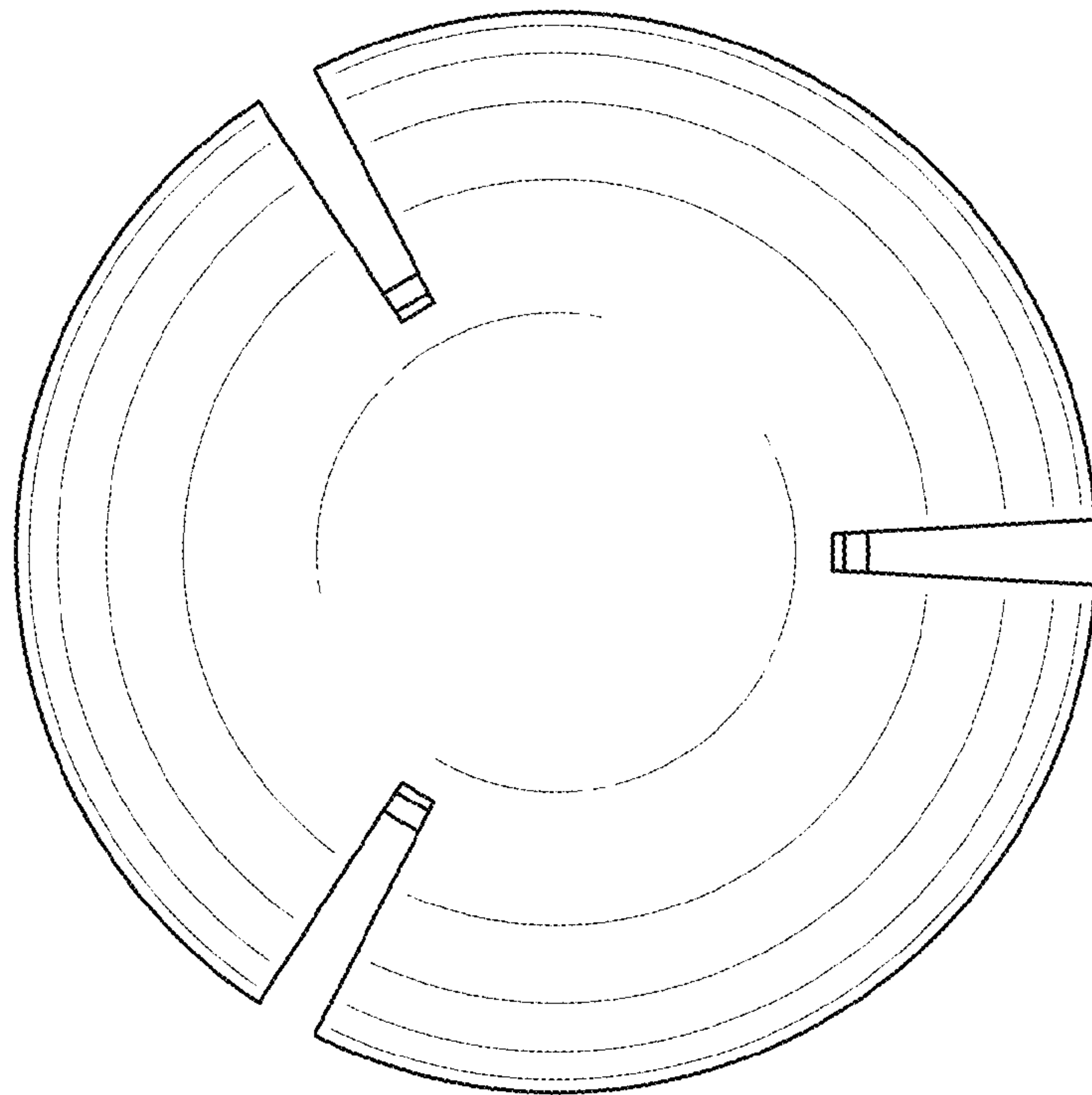


Fig. 1



**Fig. 2**



**Fig. 3**

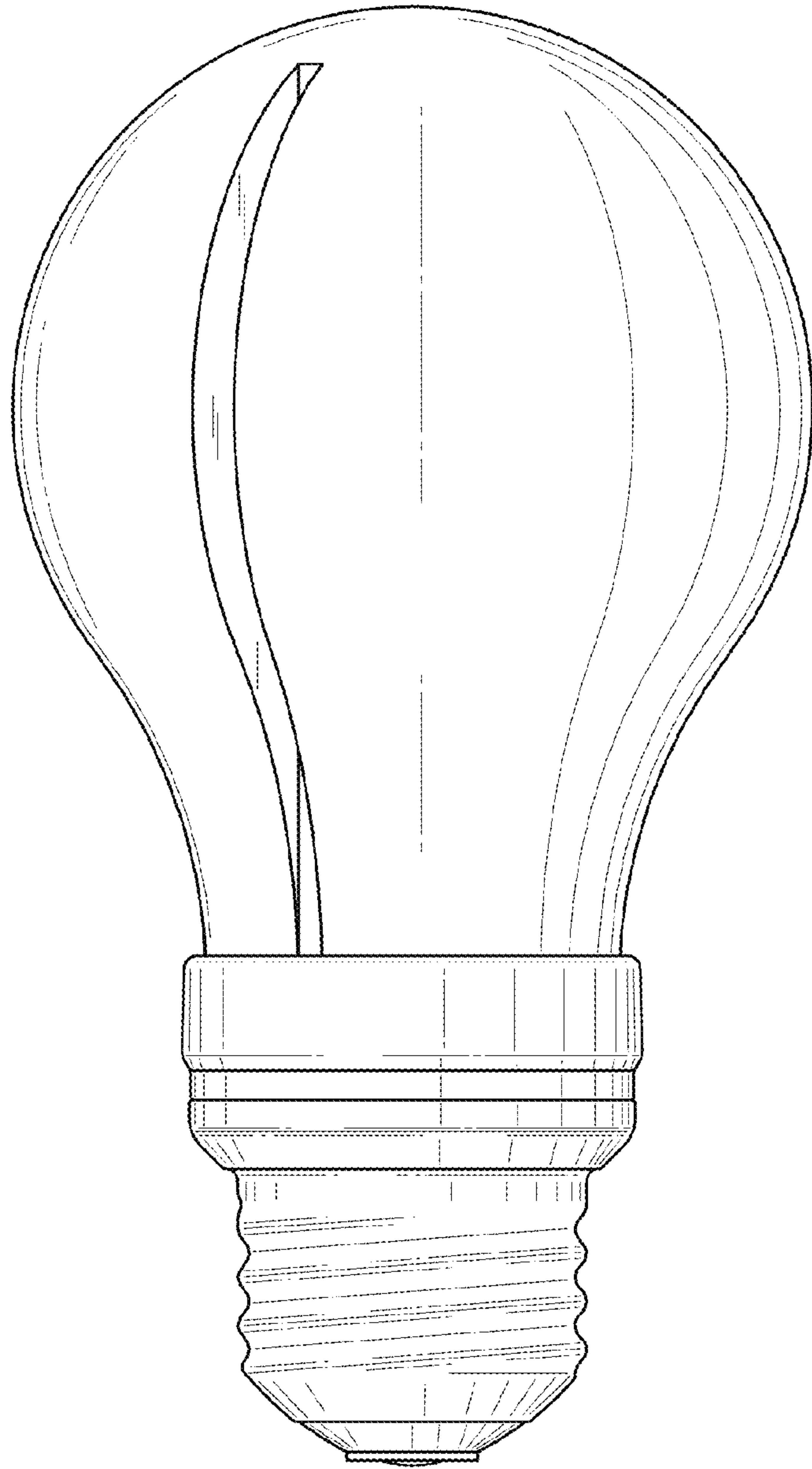


Fig. 4



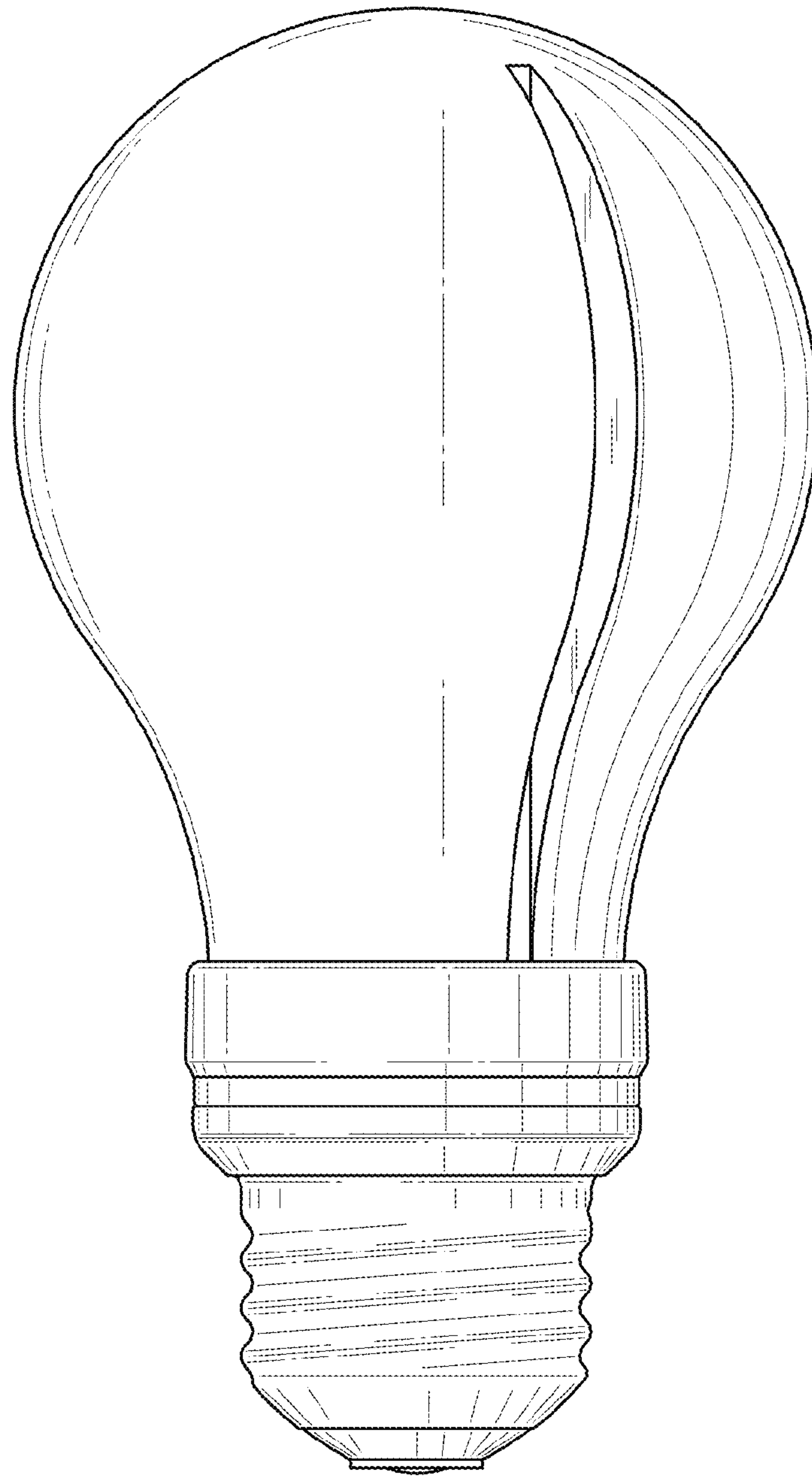


Fig. 5

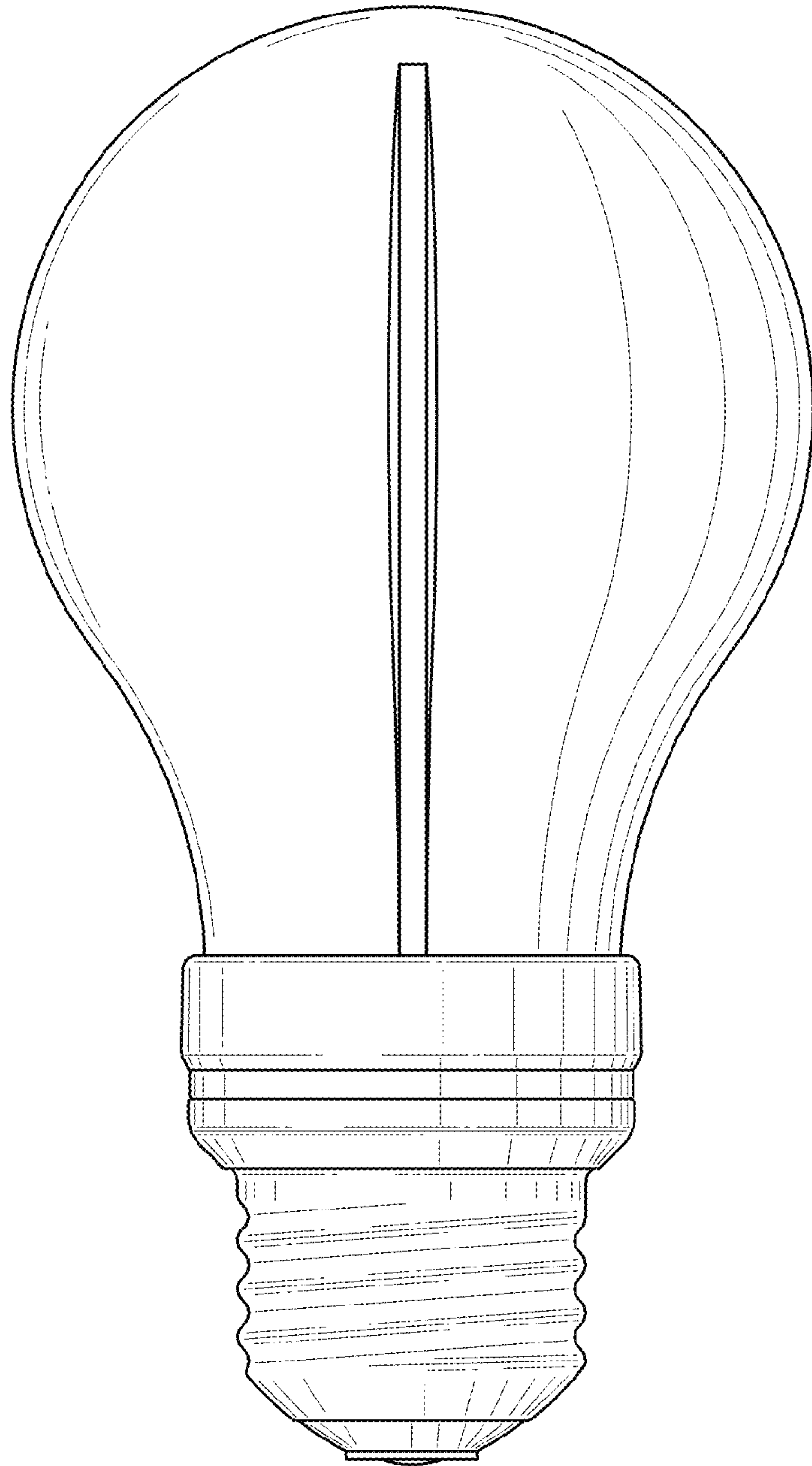


Fig. 6

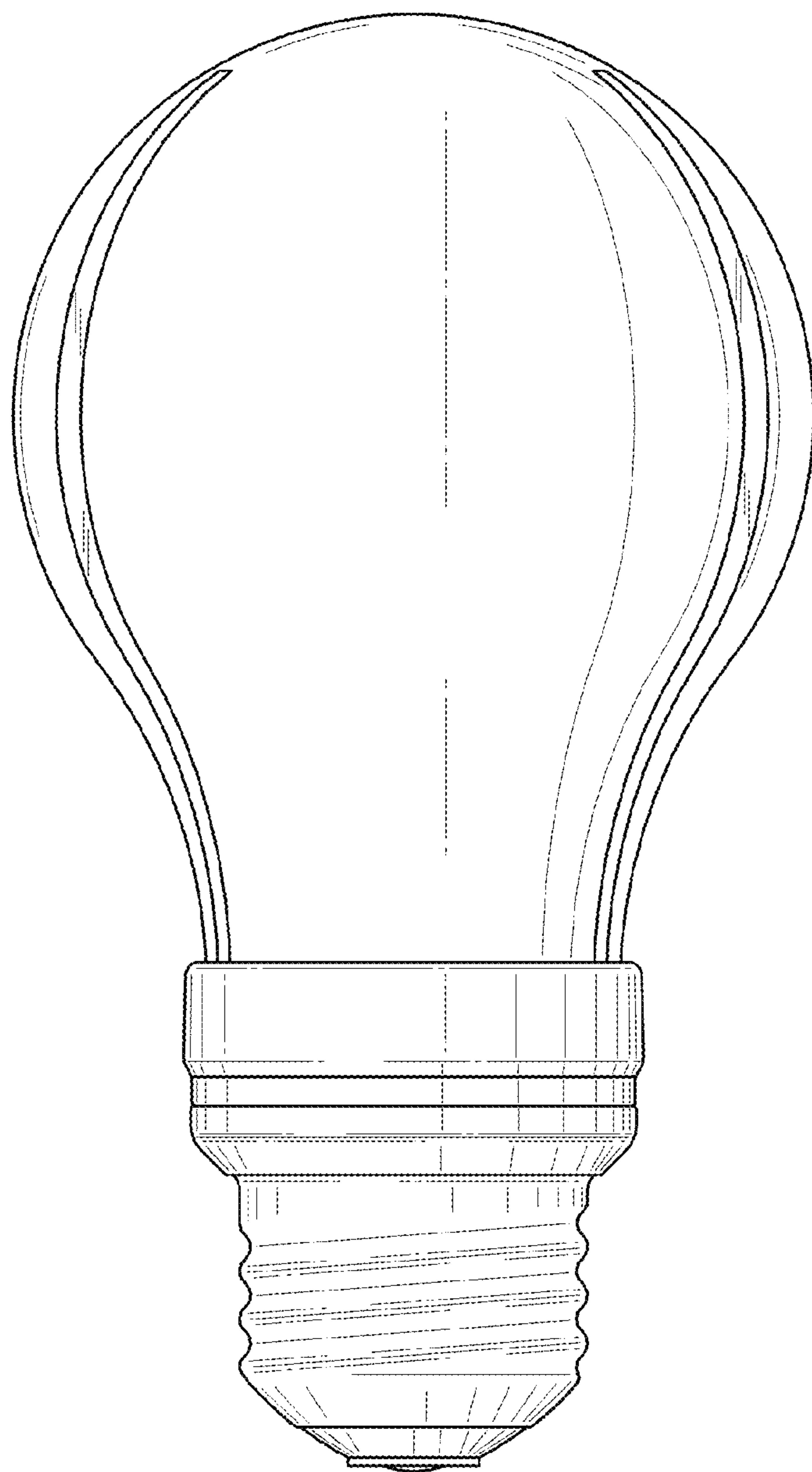


Fig. 7